

# Instructions for deleting location information in posted tweets

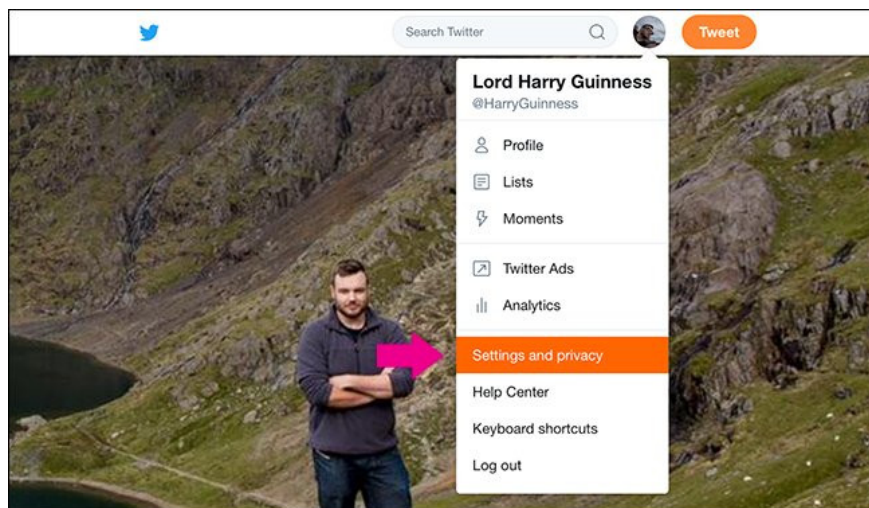
Your place is a pretty private place. Unfortunately, everything like this can easily be 'leaked' on social media. It can share your exact location in the Tweet you posted on Twitter.

Your place is a pretty private place. Unfortunately, everything like this can easily be 'leaked' on social media. It can share your exact location in the Tweet you posted on Twitter.

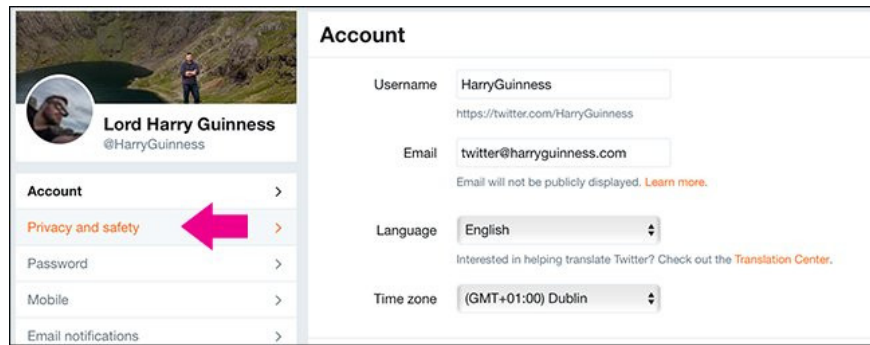
If you're worried about sharing your location in some recent tweets, there's an easy way to lessen your fear of deleting location data from your Twitter posts.

## 1. How to share private Tweet?

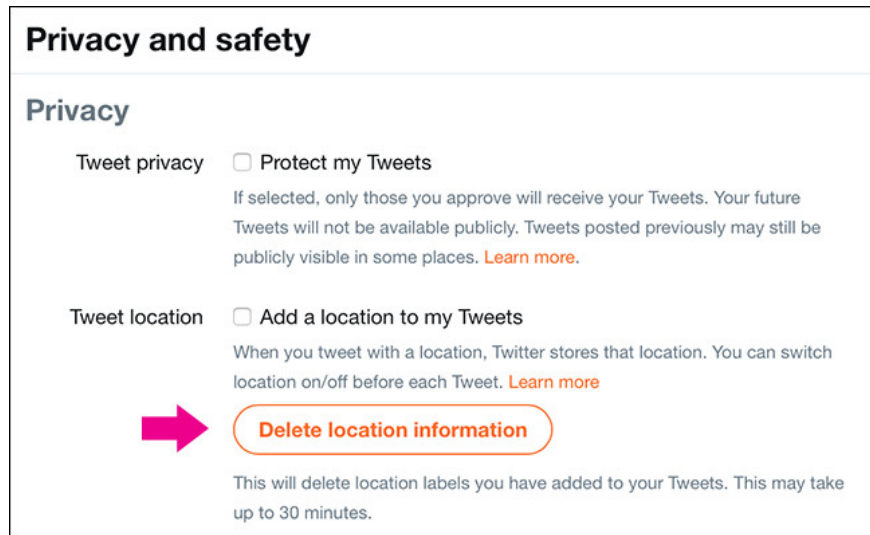
The Twitter site works so please visit the Twitter.com page in your browser. Click the profile icon, then select **Settings and Privacy**.



Next choose **Privacy and Safety**.



Under the Privacy section, select **Delete Location Information**.



A message appears to confirm that you want to remove location data from all the Tweets you have posted. Click **OK** to confirm. This process may take about 30 minutes.

The above article has shown you how to delete location information on Twitter posts, hope you find useful articles and share with friends.

I wish you all success!

You finished reading the article "**Instructions for deleting location information in posted tweets**" edited by the [TipsMake](#) team. We hope this article has provided you with many useful tech tips and tricks. You can search for similar articles on tips and guides. Thank you for reading and for following us regularly.