

Instructions for creating Viettel virtual MasterCard for free to register for Spotify and online transactions

You may not know that you can now create Mastercard for international payment so it is easy to trade online without going to the bank. This article will show you how to do it.

1. Guide to exchange money, free flow for Viettel subscribers
2. Usage My Viettel manages telecommunication fees
3. How to check Viettel's registered service?

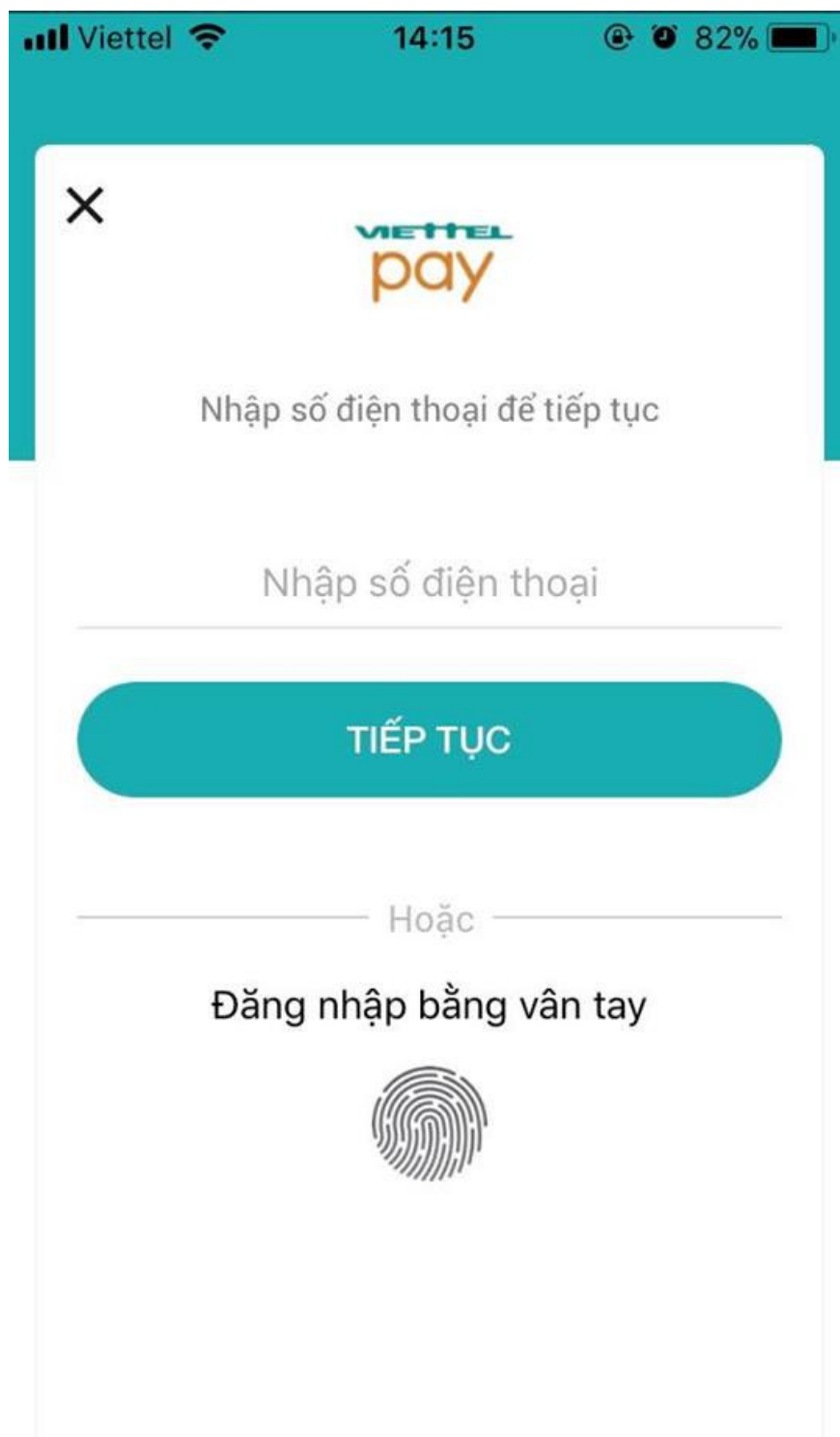
Visa / Master Card is a popular payment method in the world and popular. Currently, Viettel's Bank Plus service in conjunction with Military Bank MBBank allows customers to create prepaid master card for free. To be able to open a free Master Card, customers have 2 ways to do it: Traditional way Please bring ID card to Viettel store or MB Bank transaction office nationwide to make procedures to open BankPlus MasterCard card. Or more convenient and simpler that you can open directly at home you can link to Bank Plus of Viettel and recharge to use online payment some websites such as buying itunes app, google play or pay Facebook advertising money or simply buy Spotify application, the most popular online music store today.

Step 1:

1. Download Viettel Pay application for Android
2. Download Viettel Pay app for iOS

To create a virtual MasterCard card, you first need to download ViettelPay application from the App Store (if you use iOS) or Play Store (if you use Android) and register any account and log it on the phone.

Step 2:



After installing, you start the application, if it is the first time to use and do not have an account, please use your phone number to register.

Note : You can use the phone number of any carrier to register, not limited to Viettel only.

Step 3:



0 VND



Nạp tiền



Rút tiền



Thêm thẻ



Thanh toán

Chuyển tiền



Chuyển đến
tài khoản



Chuyển đến
thẻ ATM



Chuyển
tiền mặt



Trả nợ
thẻ tín dụng

Dịch vụ viễn thông



Điện thoại
thẻ cào



Truyền
hình



Internet
Cáp quang



Đi



Trang chủ



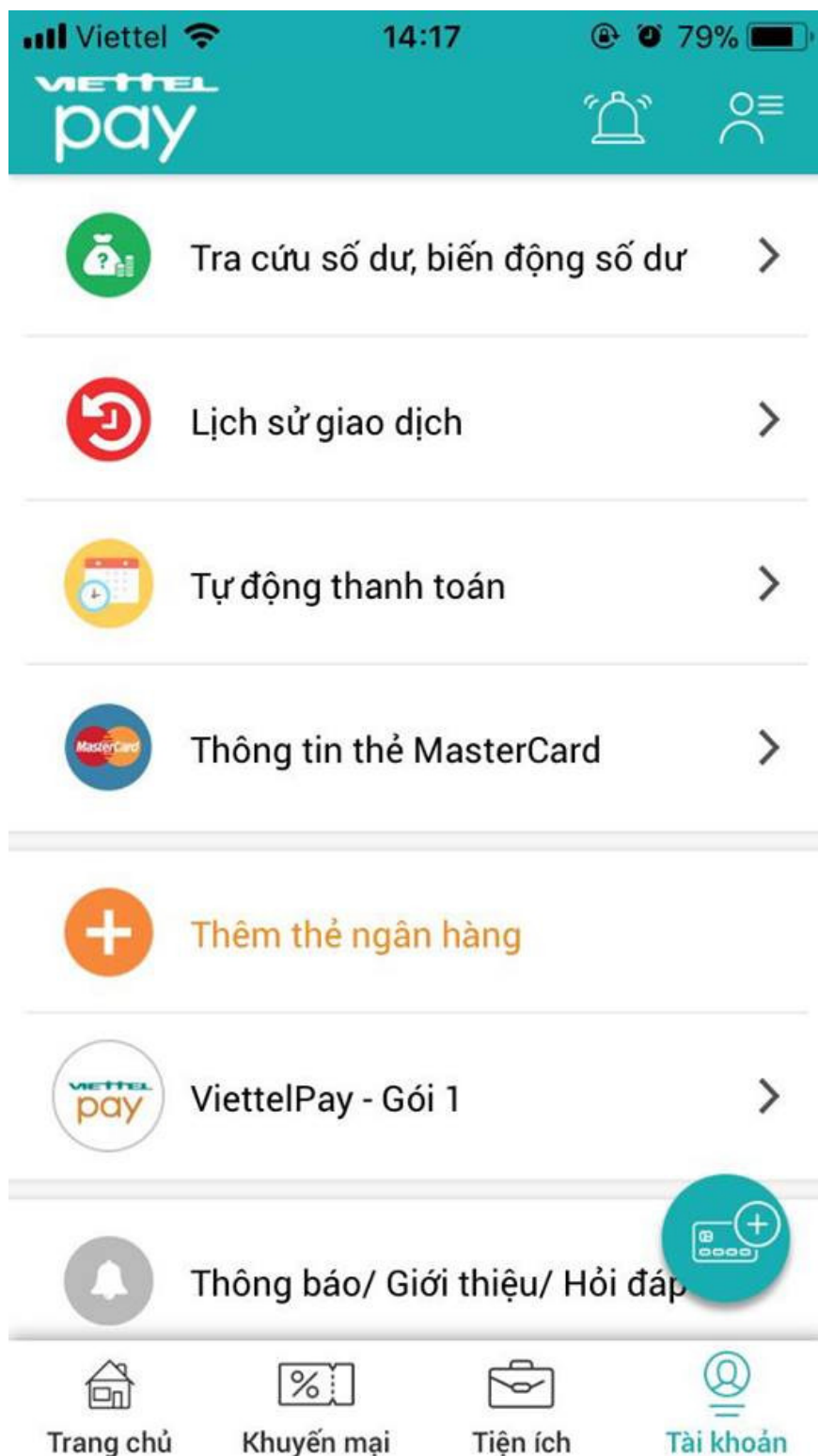
Khuyến mại



Tiện ích



Tài khoản



After successful registration / login, at Viettel Pay main interface, select "Account" then select "MasterCard international card information" to proceed to open credit card account.

Step 4:

< Thông tin thẻ quốc tế



Mỗi tài khoản ViettelPay đều đi kèm một thẻ MasterCard, hỗ trợ quý khách tối đa trong việc sử dụng ViettelPay để thanh toán và mua sắm trên mạng. Quý khách vui lòng bấm "Tạo thẻ" để nhận thông tin thẻ qua tin nhắn (bao gồm số thẻ, ngày tạo và CVV).

3

KIỂM TRA THÔNG TIN THẺ

Bằng việc nhấn nút "Tạo thẻ", quý khách đã đọc và đồng ý với [điều khoản về thẻ](#).

15:48 Wi-Fi 📶 📶 📶 📶 70%

< Thông tin thẻ quốc tế

VIETTEL
pay

CVV

VALID THRU --/--

MasterCard

Mỗi tài khoản ViettelPay đều đi kèm một thẻ MasterCard, hỗ trợ quý khách tối đa trong việc sử dụng ViettelPay để thanh toán và mua sắm trên mạng. Quý khách vui lòng bấm "Tạo thẻ" để nhận thông tin thẻ qua tin nhắn (bao gồm số thẻ, ngày tạo và CVV).

Vui lòng nhập mật khẩu tài khoản ViettelPay

4

🔍 [Tìm hiểu mật khẩu là gì?](#)

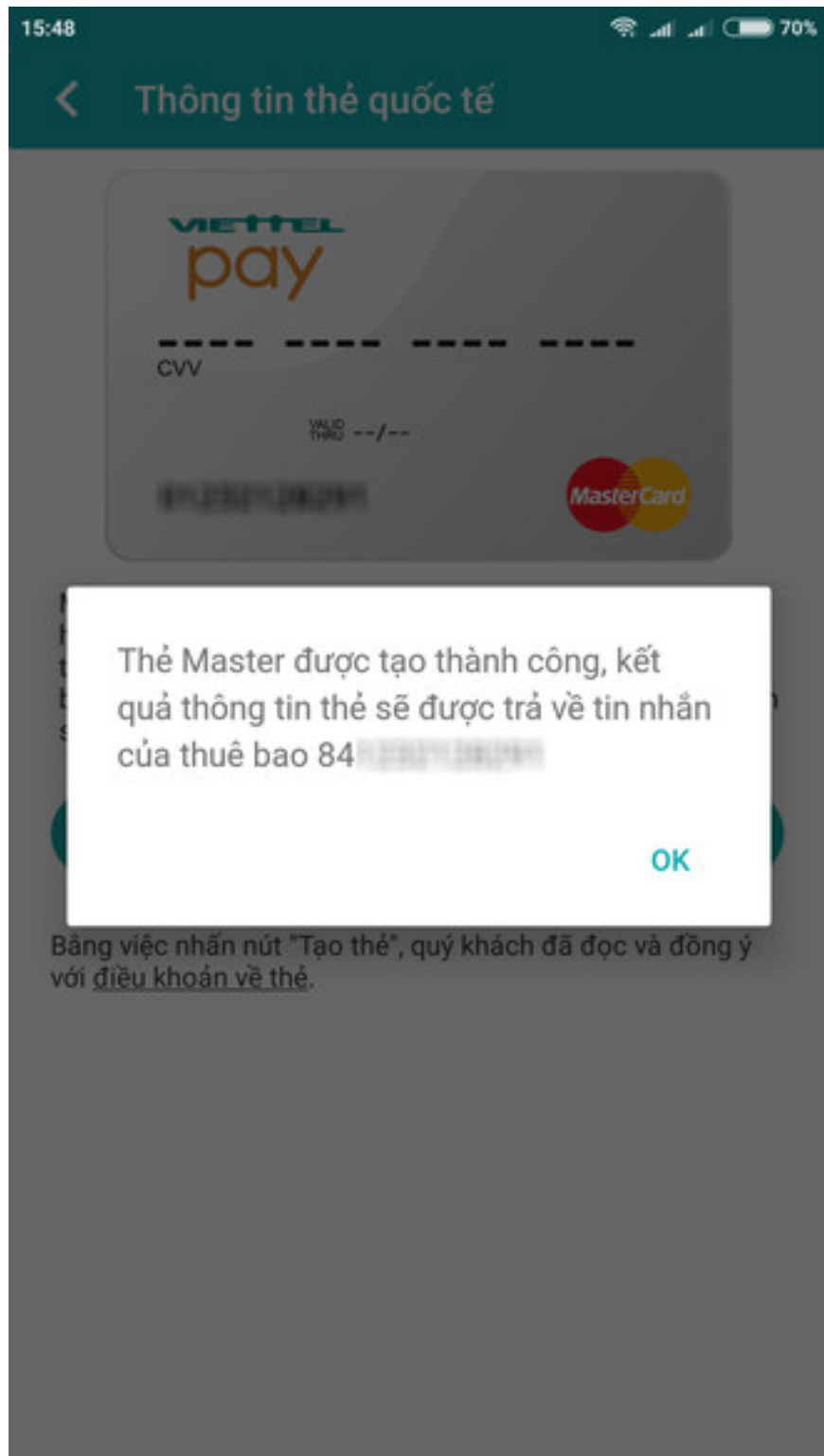
1	2	3
4	5	6
7	8	9
0		*

N

Next, the system will take you to **Check card information** , if your phone number is not registered, the system will automatically register to help you, after completion, please wait for the message to return the phone number. You register then you only need to enter the correct authentication password, the message containing MasterCard card information will be sent to your phone.

Note that the above information needs to be kept safe from being exposed to the outside!

Step 5:





After registration is completed, the system will notify you of successful registration, at which time the phone will receive two messages, the first message is close to the first 8 digits of the card and 3 CVV numbers and secondary messages. 2 includes the following 8 numbers of the card. In return, you will have a 16-digit long card code with a 3-digit CVV security code (2 necessary information to trade online with Mastercard).

Hopefully, with the above tutorial, you can open your Master Card for free right at home.

I wish you all success!

See more:

1. 4 ways to avoid unjust money when using a bank credit card
2. Guide to look up savings book / savings account Vietinbank and other banks through the website
3. Which is the lowest fee for internet banking and ATM withdrawal among banks: Vietcombank, BIDV, Vietinbank, Techcombank, VPBank?

You finished reading the article "**Instructions for creating Viettel virtual MasterCard for free to register for Spotify and online transactions**" edited by the [TipsMake](#) team. We hope this article has provided you with many useful tech tips and tricks. You can search for similar articles on tips and guides. Thank you for reading and for following us regularly.