

Instructions for creating a Valentine double heart photo frame

In addition to colorful Valentine cards to send your feelings, you can also create a sweet Valentine double heart photo frame with photos of you and that person.

This Valentine's Day, do you have any ideas for a gift to give to your other half? In addition to colorful Valentine's cards to send your feelings, you can also create a sweet Valentine's double heart photo frame with a photo of you and that person. To get this photo is very simple, you just need to upload your photo to combine the photo into the frame. The article below will guide you to create a Valentine's double heart photo frame.

How to create a Valentine double heart photo frame

Quick Guide

Go to website > Upload photos for online collage > Adjust uploaded photos in frame > Click create photo to download photo.

Detailed instructions

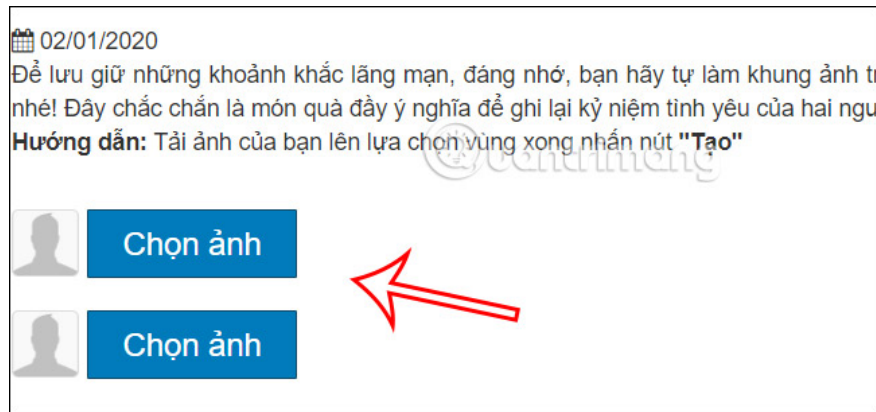
Step 1:

First, we access the link below to go to the website to create Valentine double heart photo frames.

<https://khunganhonline.com/khung-anh-trai-tim-doi-valentine-1132.html>

Step 2:

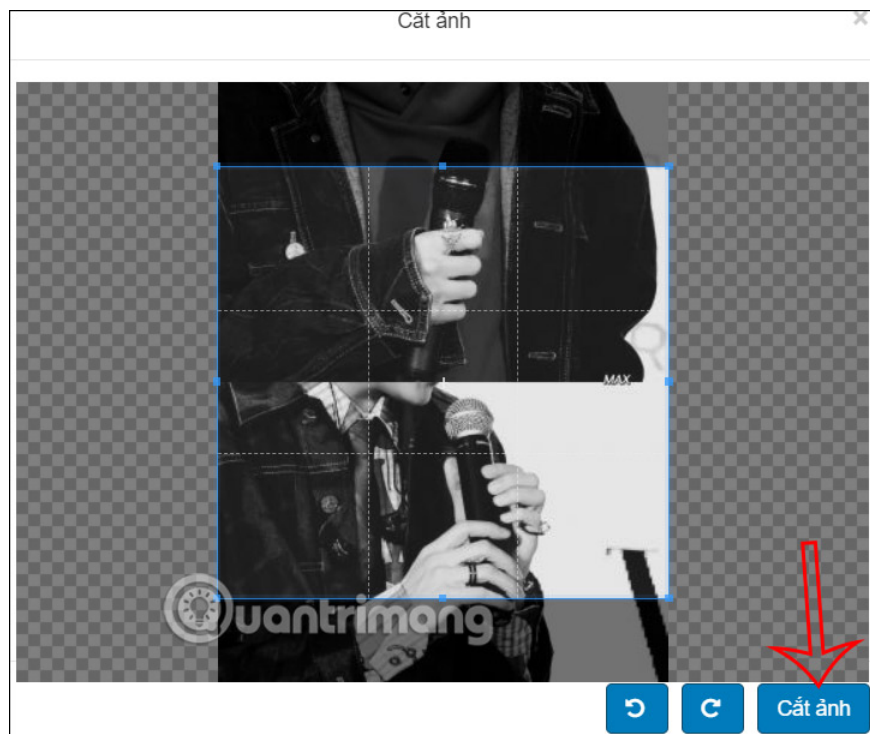
At this interface, users will see 2 options to upload images to the website to combine photos into the heart frame. We **click on the Select photo button** to upload our image to combine into the photo frame.



Step 3:

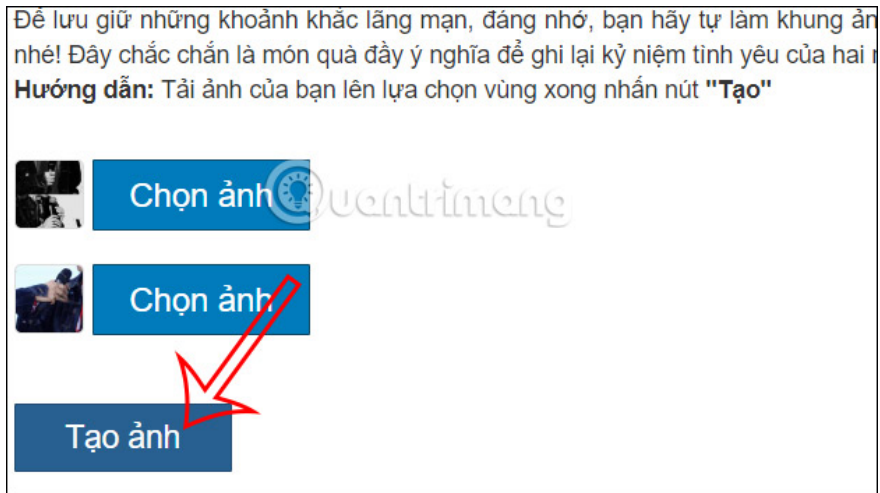
After uploading the image, the website will switch to the **image customization** interface . Here you will crop the image into a square. You will move the blue frame to the area of ??the image you want to use.

Once selected, **click the Crop Image button** to insert the image into the first frame.



Step 4:

Next, we continue to make the second photo frame, upload the photo and insert it into the second photo frame in the collage, then click on **Create photo** .



Step 5:

As a result, we get a Valentine double heart photo frame as shown below. If you are satisfied, **click the Save button** to download the image.



You finished reading the article "**Instructions for creating a Valentine double heart photo frame**" edited by the [TipsMake](#) team. We hope this article has provided you with many useful tech tips and tricks. You can search for similar articles on tips and guides. Thank you for reading and for following us regularly.