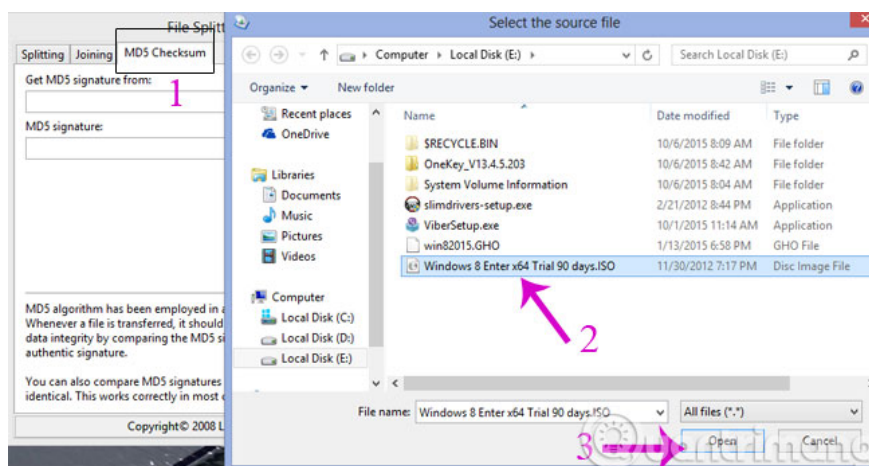


# Instructions for checking MD5 code when downloading files

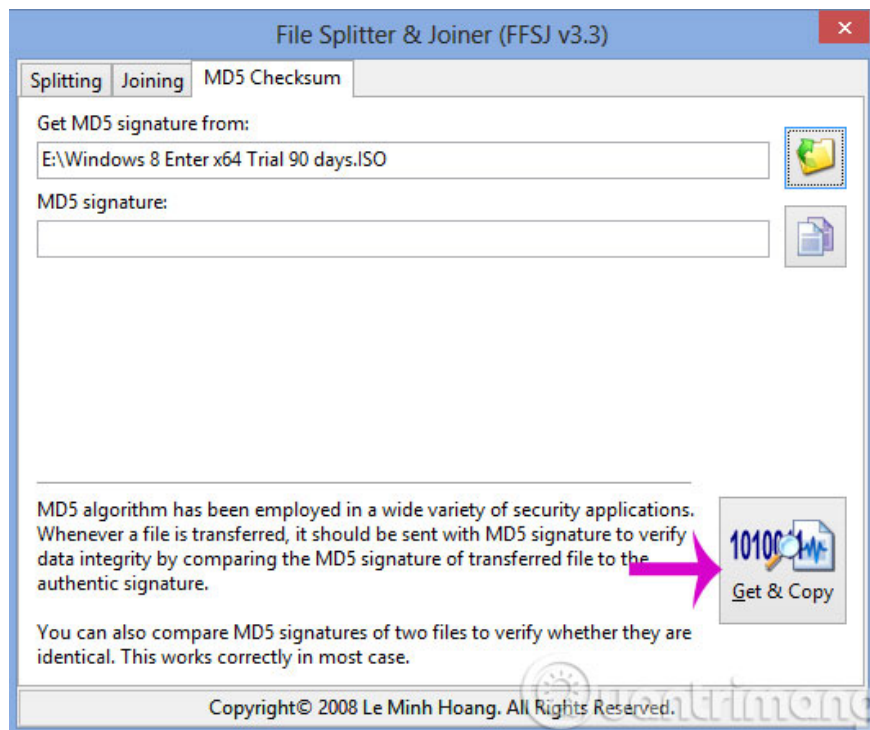
In the previous article, we helped you understand the concept of MD5 code with its function. Today, we will show you how to check MD5 code with Fastest File Splitter and Joiner software (FFSJ). Please consult.

In the previous article, we helped you understand the concept of MD5 code with its function. Today, we will show you how to check MD5 code with **Fastest File Splitter and Joiner software** (FFSJ). Please consult.

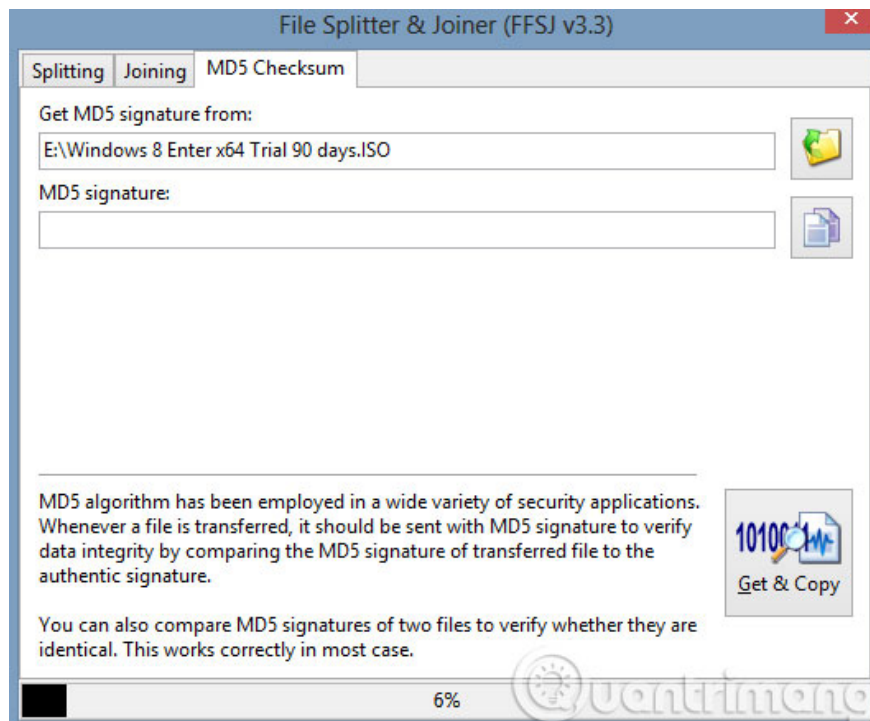
**Step 1 :** In the main interface of FFSJ, select the **MD5 Checksum** tab and then click on the folder icon to select the file you want to check



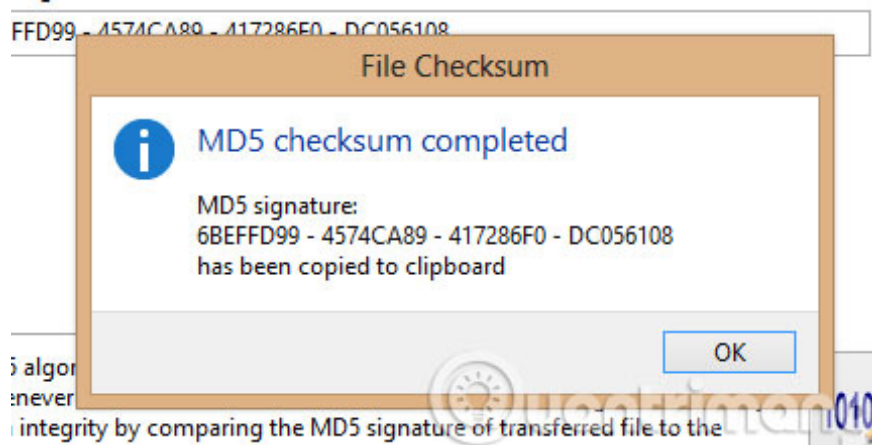
**Step 2 :** Click **Get & Copy** to check MD5 code



**Step 3 :** The process of checking MD5 code will take place



**Step 4 :** When the checkout process finishes, the MD5 code dialog will appear, click **OK** to finish.



1. Applications that support the best download
2. Instructions for fixing 99% download errors are stopped on IDM
3. How to download Torrent file by IDM?
4. What is the MD5 code of a file?

**Good luck!**

You finished reading the article "**Instructions for checking MD5 code when downloading files**" edited by the [TipsMake](#) team. We hope this article has provided you with many useful tech tips and tricks. You can search for similar articles on tips and guides. Thank you for reading and for following us regularly.