

Instructions for building DTCL Single Flame 9.24 formation with Amumu

The Fire Poison squad with Amumu DTCL 9.24 will be a very powerful source of damage for many squads, especially the Mage squad.

Amumu's appearance in the upcoming Arena of Truth gave a strong lineup of this DTCL 9.24 when able to deal damage by burning large areas under the enemy's feet. In addition, it can be combined with a poison system that will help counter the Mage squad. Specifically how to build the Fire Flame squad will be below this article for your reference before DTCL 9.24 is updated.

1. How to map to Veigar DTCL 9.23
2. How to view detailed history of the Arena of Truth, the history of League of Legends
3. New stages in the Arena of Truth 9.22

How to build the poison fire squad DTCL 9.24

Chess and equipment for the DTCL Poisonous Fire squad 9.24

1. Amumu
2. Brand
3. Varus
4. Annie
5. Kindred
6. Twitch
7. Mundo
8. Singed (Inferno Ruin)
9. Level 9: Pick Malphite to get 2 Guardians, or get any Guardians.

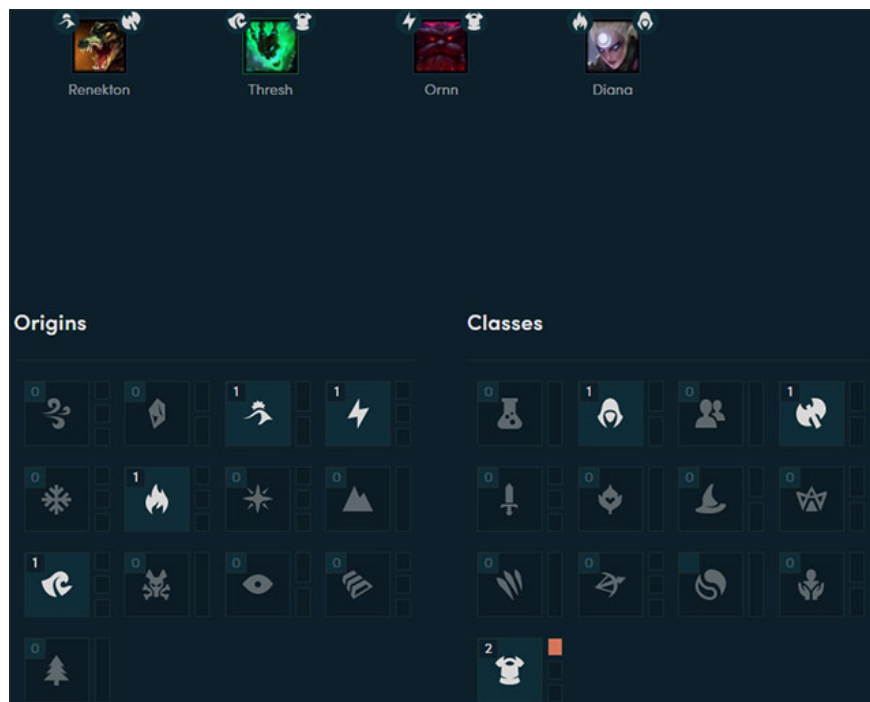
Ideally: Level 9 with Sion + Nature Armor add 1 Dark Hero (Senna or Master Yi) to get 3 Darkness.

Total buff: 6 Fire, 3 Poison, 2 Bodyguards, 2 Snipers, 1 Alchemist (or 3 Shadows). The attached elemental buff can be Earth or Fire.

Early game



At the beginning of the game, look for a basic squad that revolves around heroes like Guardians (Ornn, Braum, Thresh), Fire (Diana, Varus) or switch to Fury (Renekton, Sion). Note if at the beginning of the game that you pick champions like Ice / Beast / Nature and go in that direction, then later on it is difficult to turn to 6 Fire.



Just Volibear + Ornn plus any Guardian and add a few good dame champions will help you pass the first time very gently. No need to use Hyper Roll tactics and still keep the money pretty well.

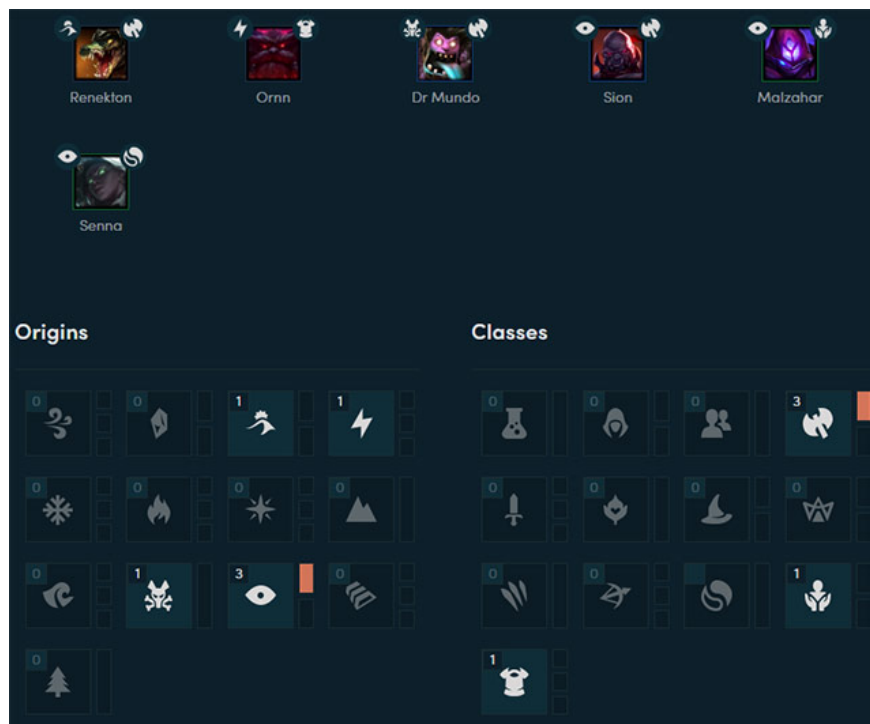
If you can't find a Guardian, you can temporarily take Sion + Renekton + Jax as a temporary tank. Armed with the team at this time you can take Oversized Sticks, Giant Belt and prioritize Gold Shovels if found.

Between game



At this stage, you need to orient the squad towards Darkness + Fire Gunner with the main Tanker with 2-Star Guardians. Attack can take Kindred + Varus to get 2 Gunner Fire, add Diana at the beginning of the game to get 3 Fire early game.

If you can not find many Guardians but only War, you can still pair Sion + Kindred + Senna to get 3 Shadows, or use Malzahar at the beginning of the battle because this is also a pretty strong summon champion.



Right now you also need to recruit more Poison generals (Twitch, Mundo) to replace the Guardians, Battle of Heroes who stood at the beginning of the match. If there are items, then put Senna first for her to carry the team, and then can be replaced with another champion.

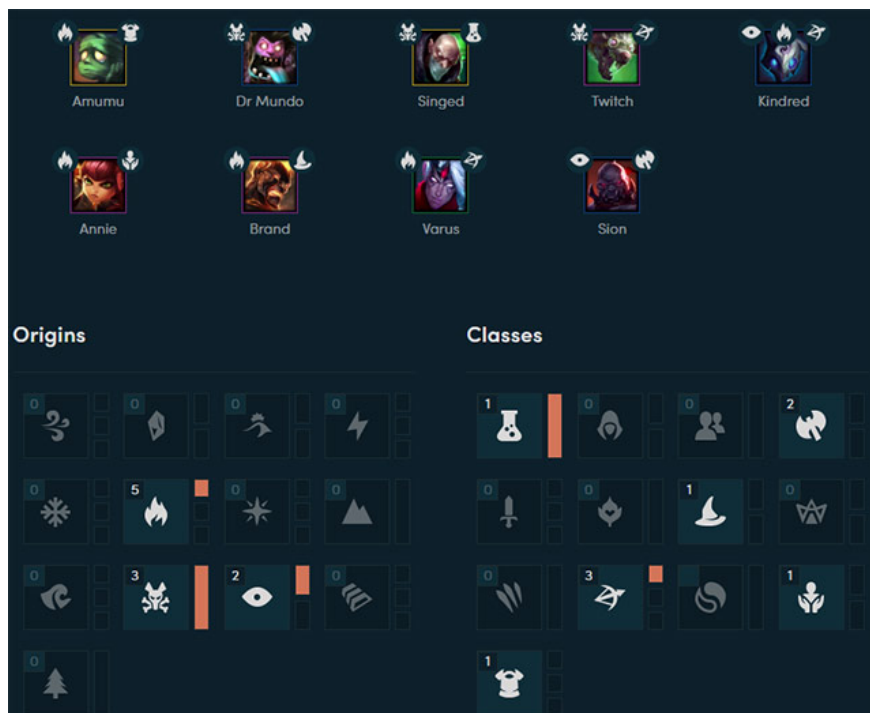
Late Game



At this point, you need to prioritize finding 3 things: Inferno Ruins (Shovel + Spell Wand) to turn another hero into Fire element (for Singed) + Amumu to prioritize getting the 6 Fire buff immediately. In the middle of the game, you should have before the Golden Shovel + Needlessly Large Rod to wait for the champion at this stage.

If you have Amumu early, you can push Diana into the yard to get 6 Fire or let Senna wear the Ruins of Hell. If you have Singed first, make Singed a Fire champion and join the team to get a buff of 6 Fire.

If there is enough 6 Fire then immediately put this fire force on the field. Amumu and Singed may only need 1 star, but will let the enemy team get bitter when burning the arena continuously with 3 Gunners standing behind to shoot continuously. As for raising stars for champions on the floor, it only needs 2 stars, not 3 stars because it is quite expensive.



Essential equipment for the generals:

1. Amumu: Warmog Blood Armor + Atonement Chain + Angel Armor
2. Singed: Inferno Ruin + Devil Letter Morello + Heart elemental buff / buff.
3. Twitch / Varus: Rageblade + Giant Elimination + Artillery Cannon
4. Fire elemental buff: Preference for Varus / Twitch / Kindred
5. Buff elemental land: Priority Singed / Amumu / Mundo
6. Elemental Wind Buff: Singed / Amumu / Mundo + Ice Gloves
7. Water Elemental Buff: Varus / Amumu / Twitch

Above is how to build a poison fire formation with Amumu in DTCL 9.24. Based on the members of the squad, you will have a fairly effective force of damage to all enemy squads. Especially for teams that use a lot of mana like wizards, Poison buffs will make mages spend more mana to use skills, and maybe wizards will die before they can use their skills.

You finished reading the article "**Instructions for building DTCL Single Flame 9.24 formation with Amumu**" edited by the [TipsMake](#) team. We hope this article has provided you with many useful tech tips and tricks. You can search for similar articles on tips and guides. Thank you for reading and for following us regularly.