

Instructions for booking airline tickets, cheap hotel rooms when traveling

Booking air tickets, cheap hotel rooms when traveling is something that every one of us wants to accomplish successfully for a quality trip to save a decent amount of money. Especially in the holidays of service prices and hotel rooms often dizzy. So how to book a hotel or book a cheap flight ticket without being cut down when traveling?

Booking air tickets, cheap hotel rooms when traveling is something that every one of us wants to accomplish successfully for a quality trip to save a decent amount of money. Especially in the holidays of service prices and hotel rooms often dizzy. So how to book a hotel or book a cheap flight ticket without being "cut down" when traveling? In the framework of the article below, we would like to guide and share this secret.

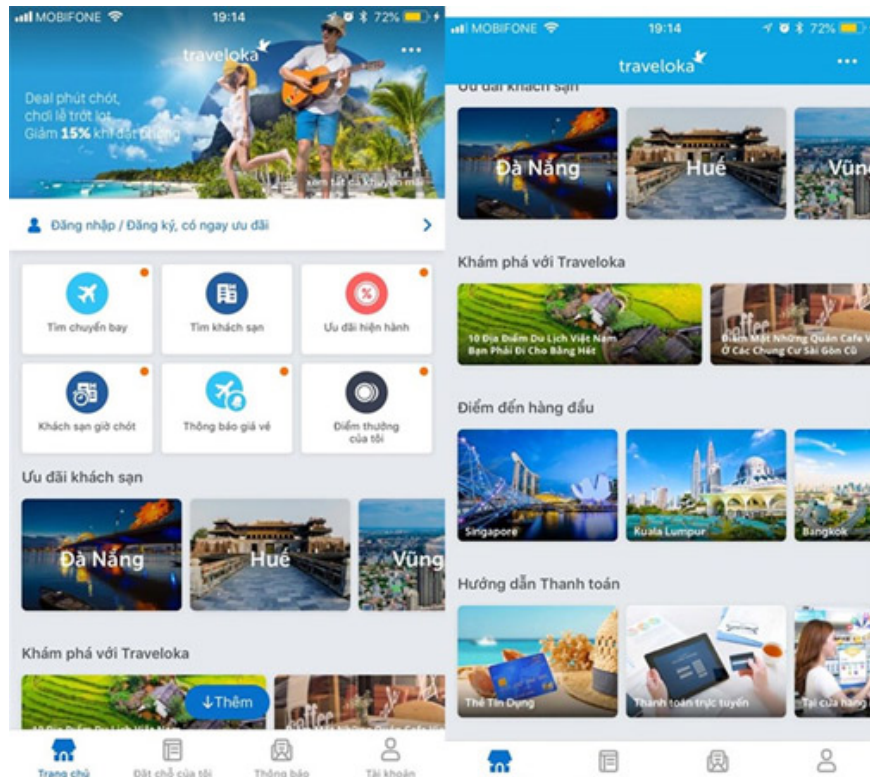
1. 4 websites to book super cheap air tickets, help people who often fly "saving" air tickets
2. Essential things if you want to hunt for cheap airline tickets
3. Do you know why airline tickets are so expensive or not?

Step 1: Download the Traveloka app

To book cheap airline tickets, hotel rooms, you first need to download and install Traveloka application to your device.

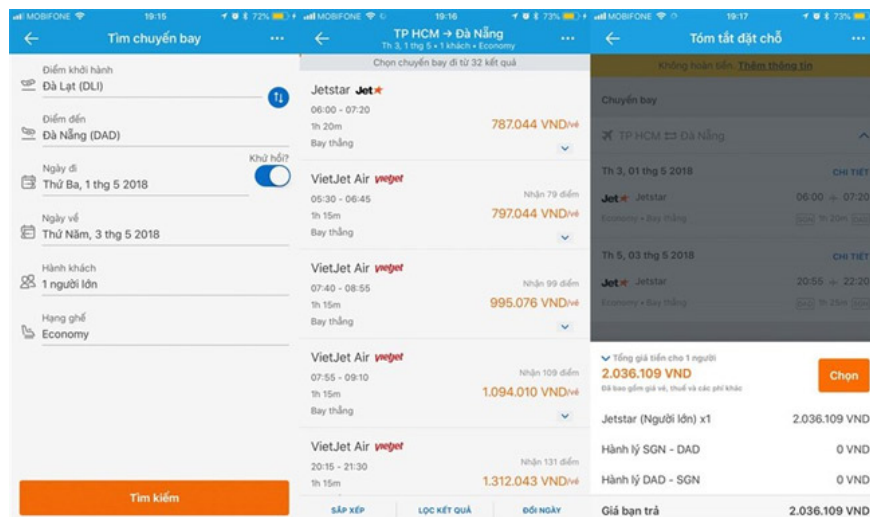
1. Download Traveloka for iOS
2. Download Traveloka for Android

Well-known as a fairly complete online hotel and flight booking application, Traveloka has a relatively intuitive and easy-to-use interface, especially the arrangement of service options is very reasonable. Specifically, at the top will be the booking of flights and hotels, . In the middle of the famous tourist destinations in the country, the discoveries with new attractions, beautiful cafes, . And finally there is the tutorial on how to pay. In addition, the homepage also announces available promotions, convenient for customers to apply immediately.



Step 2: Find flight tickets

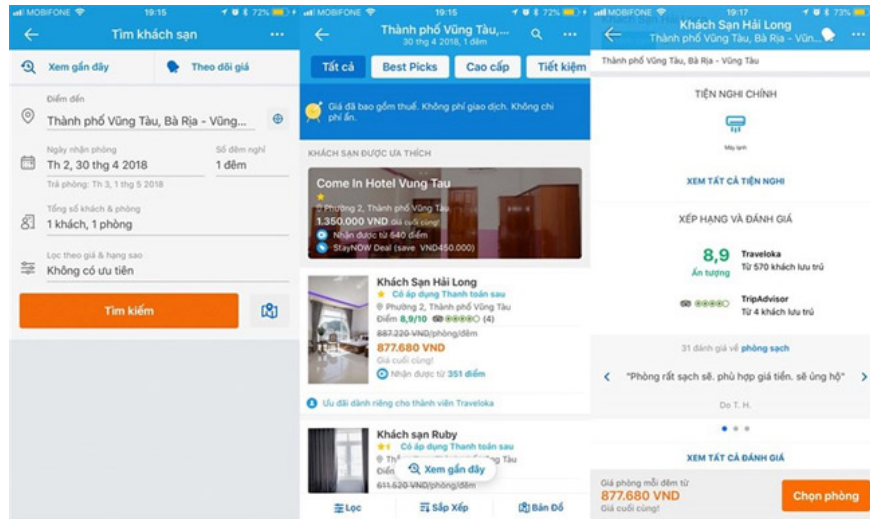
Click on *Find flights*, where you can choose your departure and destination points on the same day, your return date as well as the number of passengers and class. In less than 1 minute, the app will list you the appropriate tickets of all current airlines in order of low to high prices.



Step 3: Find a hotel room

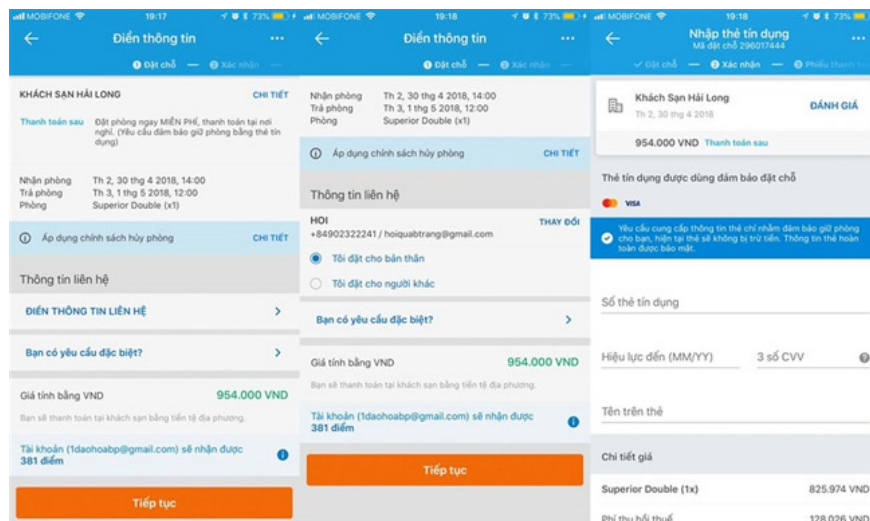
Like finding a flight ticket, you can also easily find the hotel room where you are going to vacation. The app provides filters such as price limits at the ability to charge rates, hotel star rating, amenities as well as area-based hotel filtering such as near beaches, attractions, . Traveloka There is also a filter to find hotels by location on the map.

In addition to finding bargains, you can also preview the image at that hotel with the reviews of previous users.

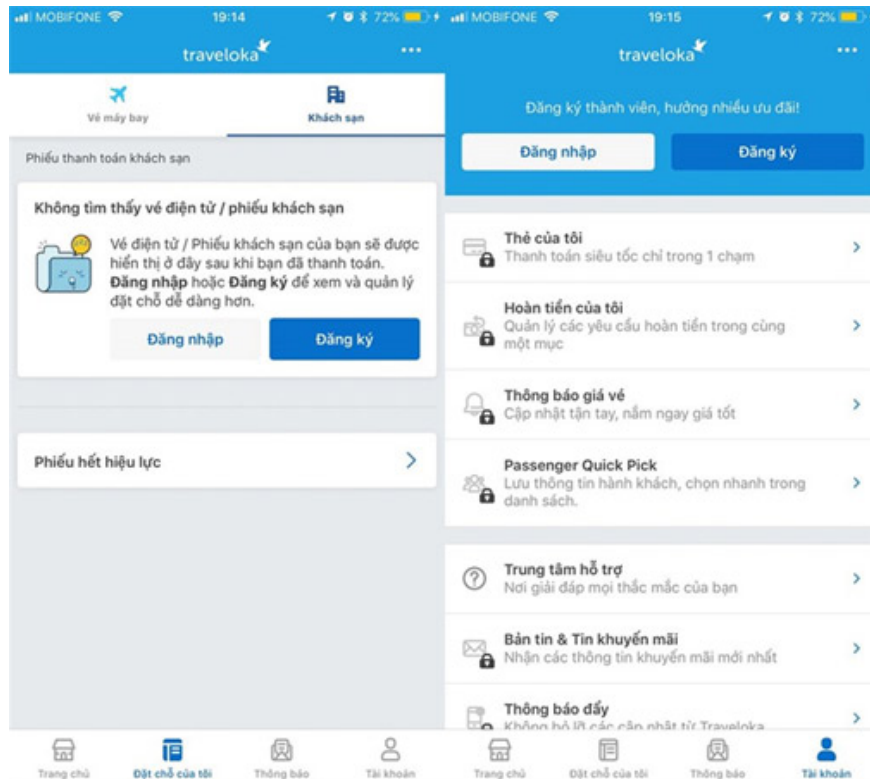


Step 4: Pay and check again

After selecting a room, you just need to select and proceed to fill in the online payment information.



Don't forget to check *my Reservation* to check and review your flight ticket or hotel reservations.



So, with just a few simple steps, you can book flights, book cheap hotels quickly and easily, right? From now on, using Traveloka, you will no longer have to worry about the "preparation" for each trip, and can instead enjoy your exciting journey.

Wish you have an enjoyable experience!

See more:

1. Instructions on how to order 2018 Tet train tickets online
2. How to recharge your phone via Zalo Pay application
3. How to order Shopee on the phone

You finished reading the article "**Instructions for booking airline tickets, cheap hotel rooms when traveling**" edited by the [TipsMake](#) team. We hope this article has provided you with many useful tech tips and tricks. You can search for similar articles on tips and guides. Thank you for reading and for following us regularly.