

# Instructions for attaching files to PDF files using Foxit Reader

Are you looking to send some photos and videos to friends in PDF files without knowing what to do? You are looking for ways !!! Fortunately, Foxit Reader supports file attachment, but not everyone knows how to use it! So please refer to the tutorial attached file to PDF file of TipsMake.com below.

Are you looking to send some photos and videos to friends in PDF files without knowing what to do? You are looking for ways !!! Fortunately, Foxit Reader supports file attachment, but not everyone knows how to use it! So please refer to the tutorial attached file to PDF file of TipsMake.com below.

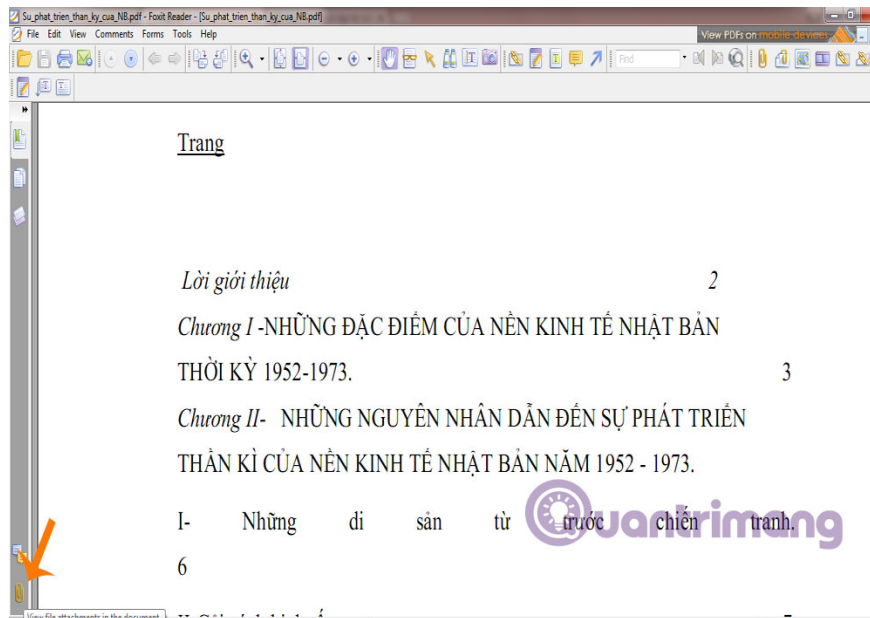
**Download Foxit Reader for Windows**

**Download Foxit MobilePDF for Android**

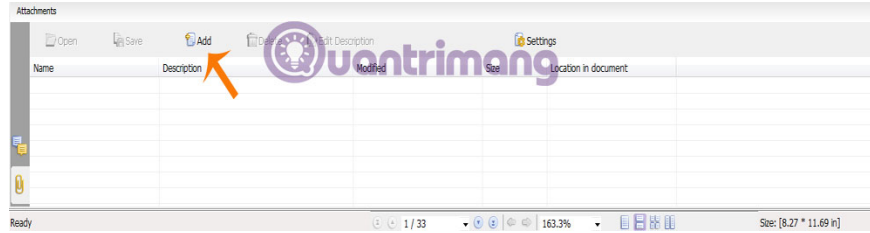
**Download Foxit MobilePDF for iOS**

**Download Foxit MobilePDF for Windows Phone**

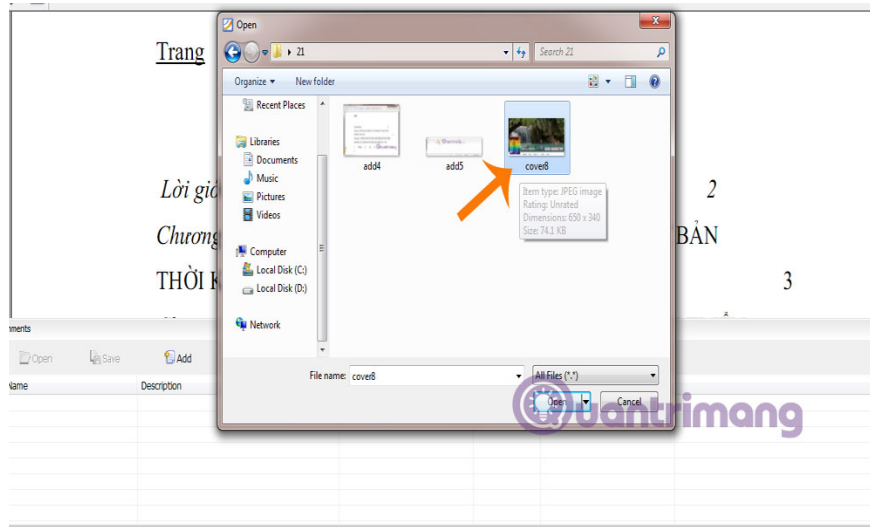
**Step 1 :** Open Foxit Reader, click on the **Navigation** Toolbar **pin** icon ( *on the left side of the screen* )



**Step 2 :** Then, click on **Add Attachments**



**Step 3 :** When the new window appears, select the file you want to attach and click **Open**



**Step 4 :** So the process of adding attachments was successful. Looking at the Navigaton toolbar, the **Cover8** file panel appears



**See more:**

**5 ways to extract text from PDF files most effectively**

**Convert PDF to Office without using software**

**5 applications to view and edit PDF files best**

**I wish you a new week full of energy!**

You finished reading the article "**Instructions for attaching files to PDF files using Foxit Reader**" edited by the [TipsMake](#) team. We hope this article has provided you with many useful tech tips and tricks. You can search for similar articles on tips and guides. Thank you for reading and for following us regularly.