

Instructions for activating Remaining Battery Time on HP Specter x360

On the HP Specter x360 there is a new hidden feature that has not been revealed, which is a feature that estimates the percentage of battery life left in the Taskbar. However by default this feature has been disabled. However, you can enable this feature through the BIOS settings. In the article below, Network Administrator will show you how to enable this feature on HP Specter x360.

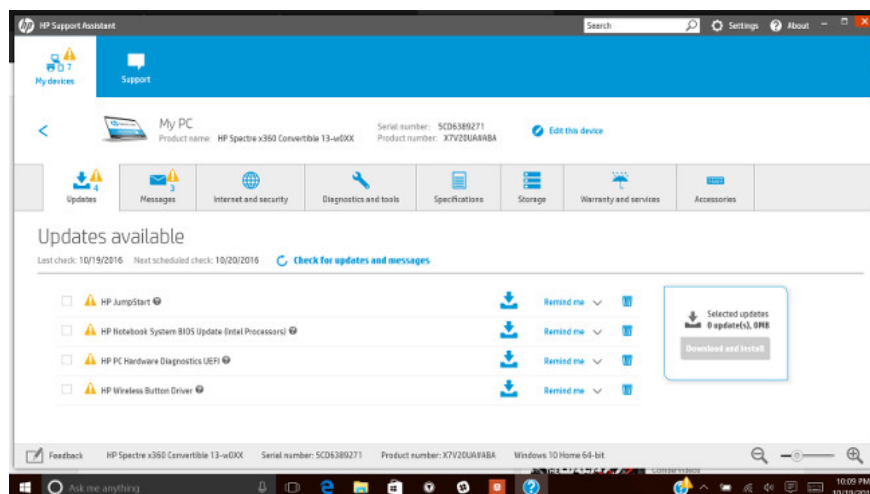
On the **HP Specter x360** there is a new hidden feature that has not been "revealed", which is a feature that estimates the percentage of battery life left in the Taskbar. However by default this feature has been disabled. However, you can enable this feature through the BIOS settings. In the article below, Network Administrator will show you how to enable this feature on HP Specter x360.

1. Latest firmware

Before starting the process, ask you to update the latest **firmware / BIOS** version from HP.

Specter x360 uses BIOS version F04, however there have been some new updates via the HP Support Assistant application. In addition, you must use the latest BIOS version of F10a or F11 to open the option remaining battery time, the reason is because this option is not integrated on previous firmware versions.

To check for updates (update), open the **HP Support Assistant** (question mark icon on the Taskbar) and check for updates (update).



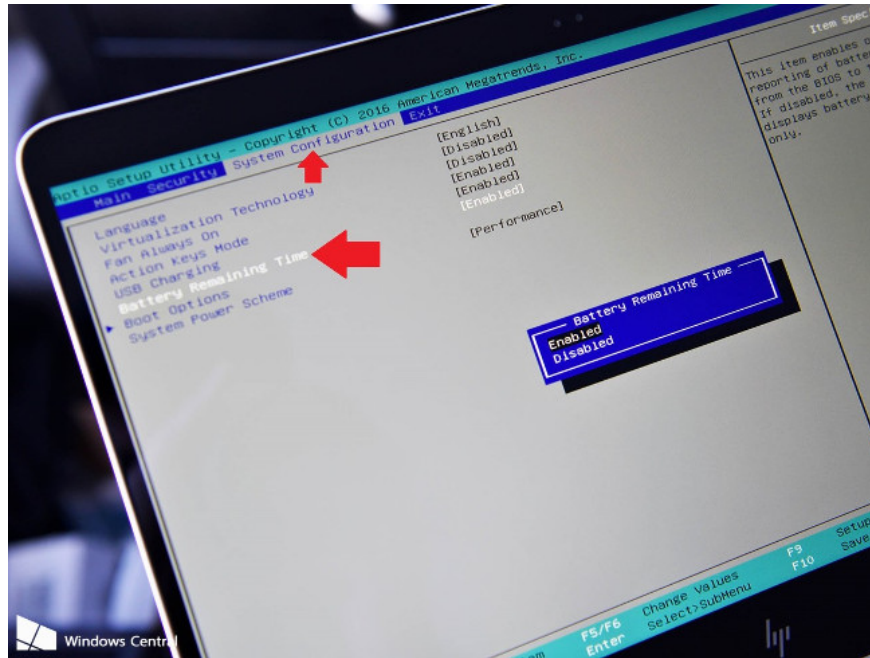
2. Activate remaining battery time

The remaining battery activation process is quite simple and takes only a few minutes. To activate remaining battery time, follow the steps below:

1. Restart your computer.
2. Press the **ESC** key quickly before the HP logo appears.
3. From the Menu, select **F10 BIOS Setup** .



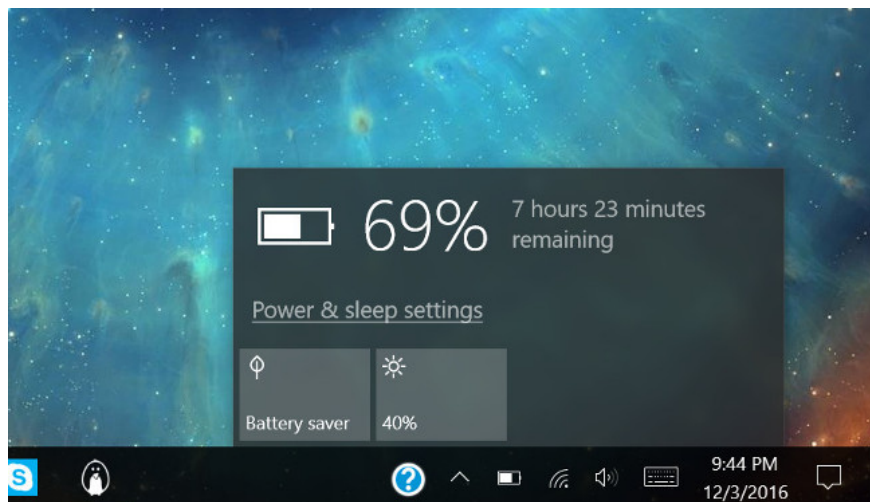
4. Use the right arrow key to switch to the **System Configuration** tab.
5. Select **Battery Remaining Time** and press **Enter** .



6. Select **Enabled** .

7. Press **F10** key and exit the BIOS.

Specter x360 will be out of action. After Windows 10 has finished booting, how much of the remaining battery will appear on the battery icon in the Taskbar.



Refer to some of the following articles:

1. Instructions for displaying battery percentage on Taskbar bar Windows 10
1. Why is it disabled but Cortana still runs in the background?
1. How to check if your computer is running Windows 10 Hyper-V?

Good luck!

You finished reading the article "**Instructions for activating Remaining Battery Time on HP Specter x360**" edited by the [TipsMake](#) team. We hope this article has provided you with many useful tech tips and tricks. You can search for similar articles on tips and guides. Thank you for reading and for following us regularly.
