

# Instructions for activating Game Mode on Windows 10

Windows is constantly being integrated and improved with many features so that users can experience new features. On the Creator Updates update, which is about to be released, Microsoft integrates Game Mode for gamers on the version. When you enable this mode, Windows 10 will prioritize games and close other applications running on the operating system to reduce the load of resources on the computer.

Windows is constantly being integrated and improved with many features so that users can experience new features. On the Creator Updates update, which is about to be released, Microsoft integrates Game Mode for gamers on the version. When you enable this mode, Windows 10 will prioritize games and close other applications running on the operating system to reduce the load of resources on the computer.

Resources are "pouring in" so users can play games smoother. Game Mode works on Xbox as well as Win32 games.

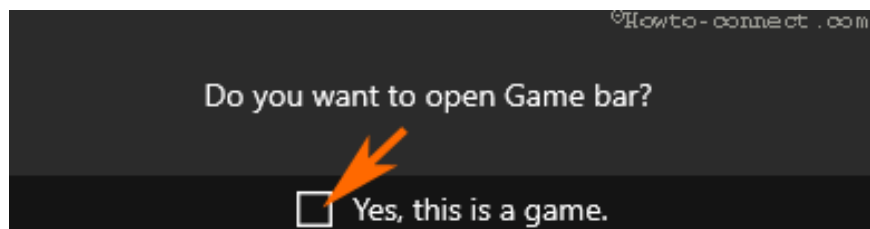
In the following article, Network Administrator will guide you through the steps to enable and disable Game Mode on Windows 10.

The Game Mode feature is in beta and available on Insider, but Microsoft is trying to add this feature to its Creator Updates update, which will be released in April 2017.

## 1. Game Mode on Windows 10

### Step 1:

Press the **Windows** + **G** key combination to open the confirmation bar before launching Game Bar. A message will appear on the screen: *"Do you want to open game bar?"* as shown below.

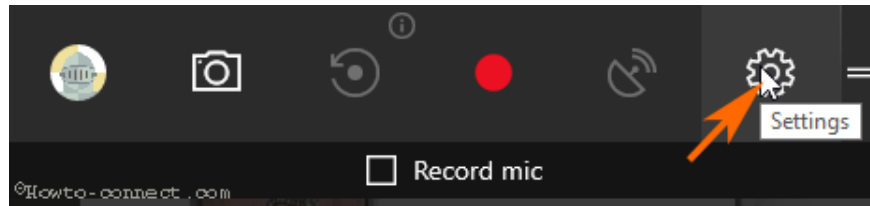


### Step 2:

Check the box **Yes, this is a game** .

### Step 3:

Your task is to find and click the **Settings** icon .



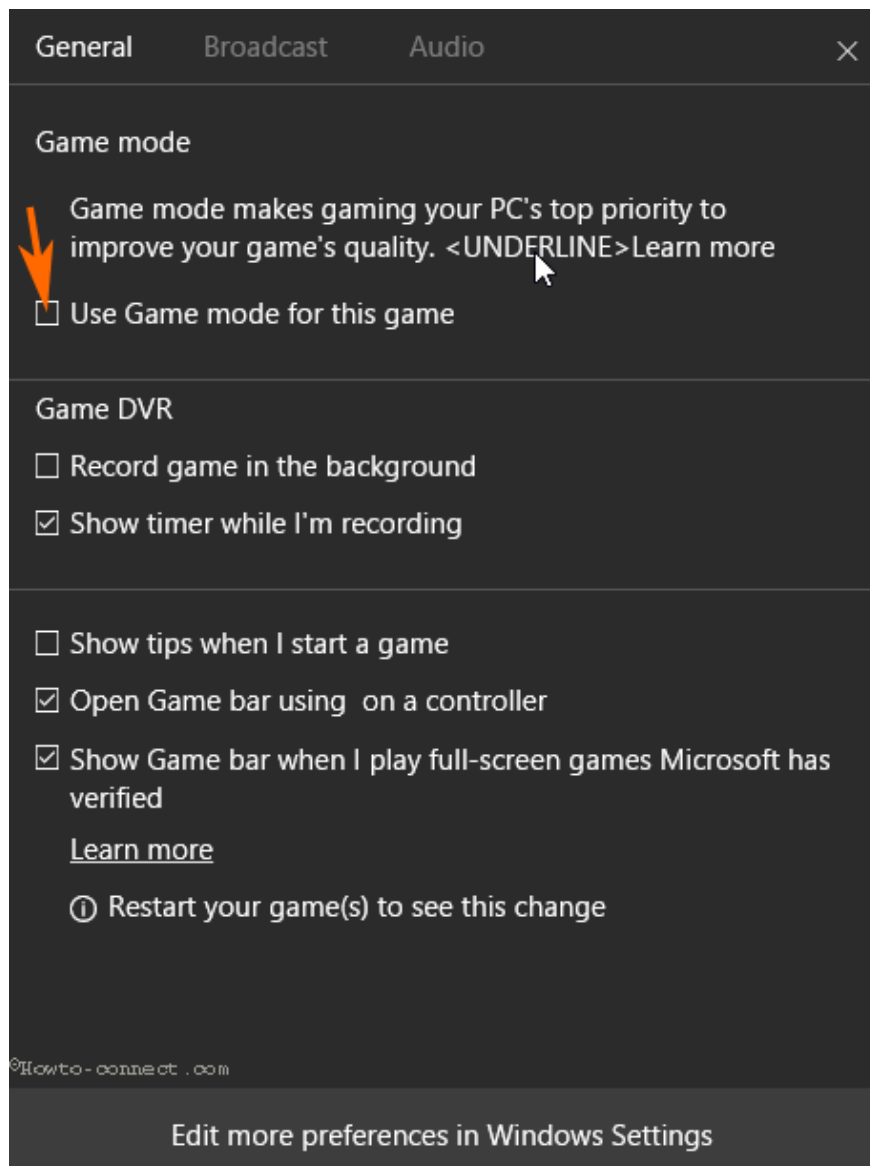
### Step 4:

After clicking the Settings icon, the screen will display a popup window for Game Bar settings.

## 2. Activate Game Mode

### Step 5:

Check in the option box called **Use game mode for this game** to activate Game Mode for games running on Windows 10.



### 3. Disable Game Mode

To disable Game Mode, leave the option **Use game mode for this game** .

Game Mode is unified to work on Xbox and Win32 games or other game applications that you download from the Internet.

In addition, readers can refer to the detailed instructions on how to activate and disable Game Mode on Windows 10 in the video below:

#### Refer to some of the following articles:

1. Instructions to disable Cortana on Windows 10 Anniversary Update
1. On Windows 10 you should disable these features

1. Free memory space after updating Windows 10 Anniversary

**Good luck!**

You finished reading the article "**Instructions for activating Game Mode on Windows 10**" edited by the [TipsMake](#) team. We hope this article has provided you with many useful tech tips and tricks. You can search for similar articles on tips and guides. Thank you for reading and for following us regularly.

---