

Instructions for accessing the hidden Camera app in the Kindle Fire HD

The Kindle Fire HD tablet has a front-facing camera that allows making video calls via Skype. But there is no clear way to use this camera for taking pictures or recording.

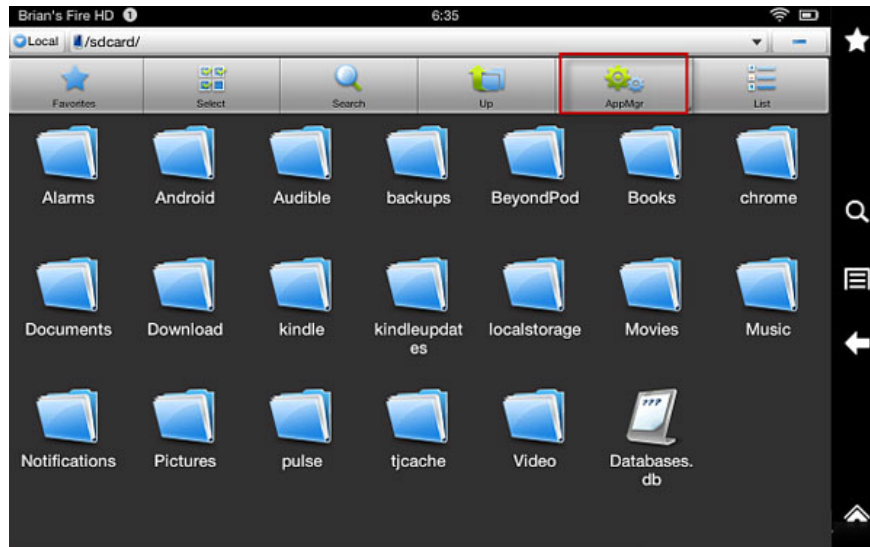
TipsMake.com - Tablet Kindle Fire HD has a front camera that allows to make video calls via Skype. But there is no clear way to use this camera for taking pictures or recording. The article will guide readers to find and use the hidden camera application to record videos, take photos even for panoramas (panorama).

ES File Explorer

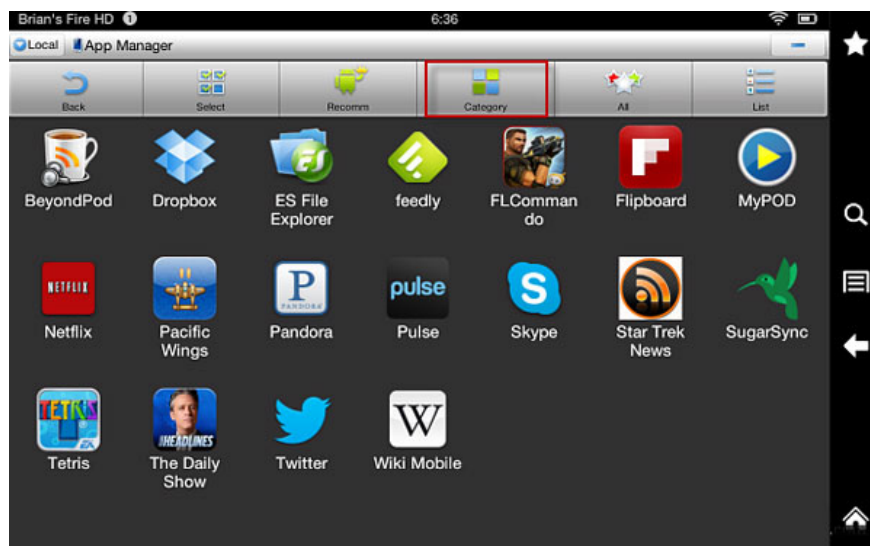
First, install ES File Explorer on Kindle Fire HD. There are many other applications that allow finding hidden files in the customized Android 4.0 version of Amazon, but this is a very easy to use and completely free application. In addition, users can describe applications from the Amazon App Store application store.



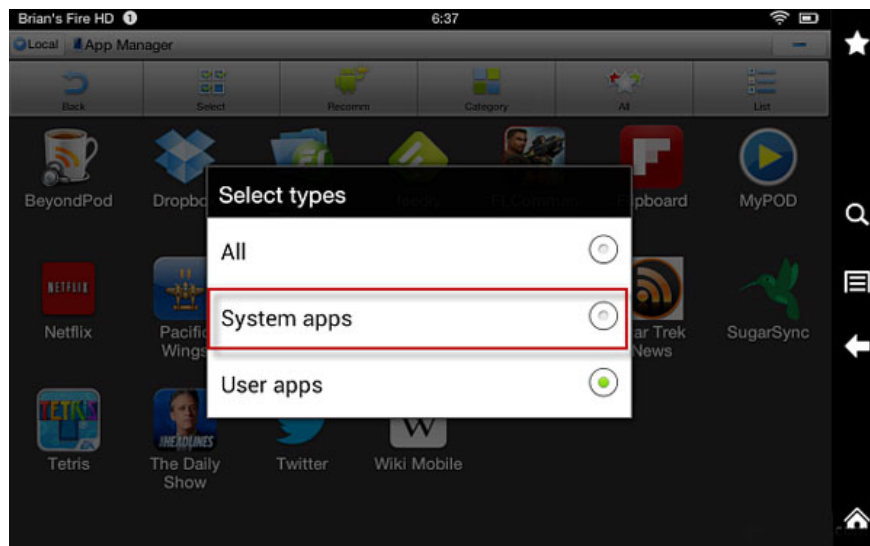
Launch ES File Explorer and click **AppMgr** .



On the next screen, click **Category** .



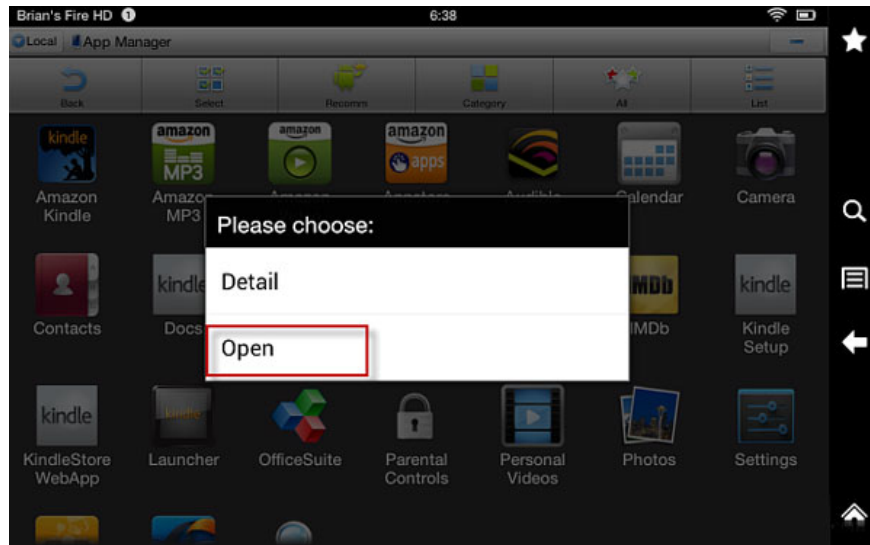
The Select Types window appears, select **System Apps** .



All Kindle Fire HD system applications will be listed here. Select the Camera icon.

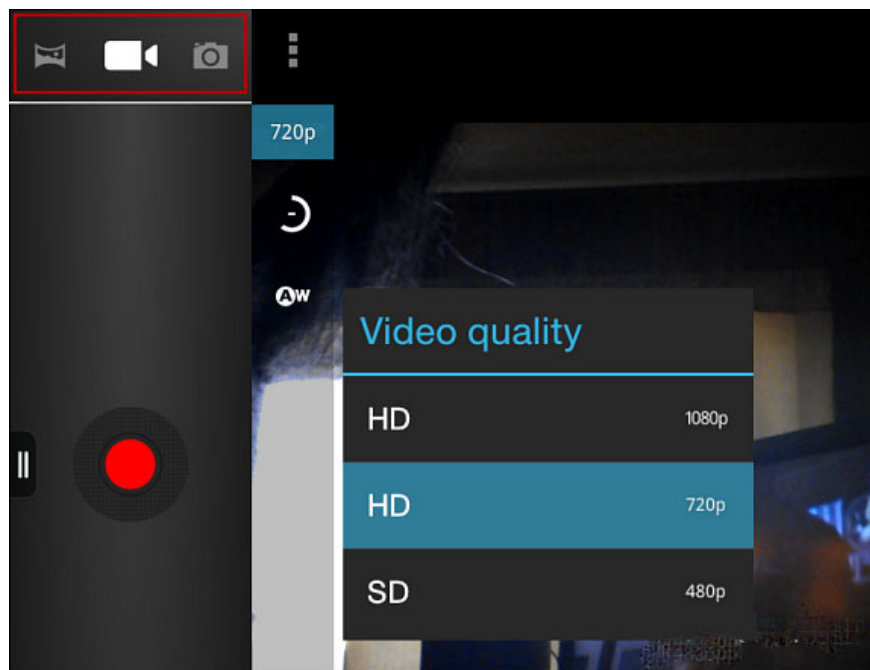


Now click **Open** .

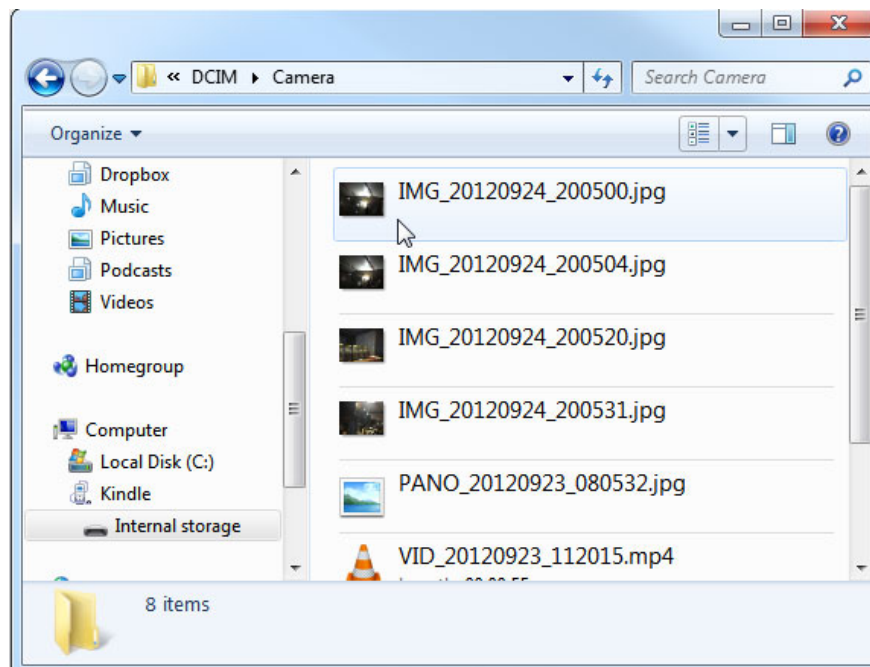


Use Camera in Kindle Fire HD

Camera application is open and users can start taking pictures and recording. The application also has many different effects, zoom mode and many other settings. We can choose to set the image quality up to 1080p.



After taking photos or recording, access files from Photos app on the device. Or, connect the tablet to the computer and find the DCIM folder then go to Camera.



However, users will not be able to create a shortcut icon for the Camera app to the screen. Every time you want to take a photo, users will need to use ES File Explorer to display the application.

That's all there is to do to own the photos or videos taken from your own Kindle Fire HD. Good luck!

You finished reading the article "**Instructions for accessing the hidden Camera app in the Kindle Fire HD**" edited by the [TipsMake](#) team. We hope this article has provided you with many useful tech tips and tricks. You can search for similar articles on tips and guides. Thank you for reading and for following us regularly.