

Instructions for installing and using Claude Offline on a computer.

This guide provides detailed instructions on how to install and run Claude Offline on Windows, which is extremely simple, secure, and completely free.

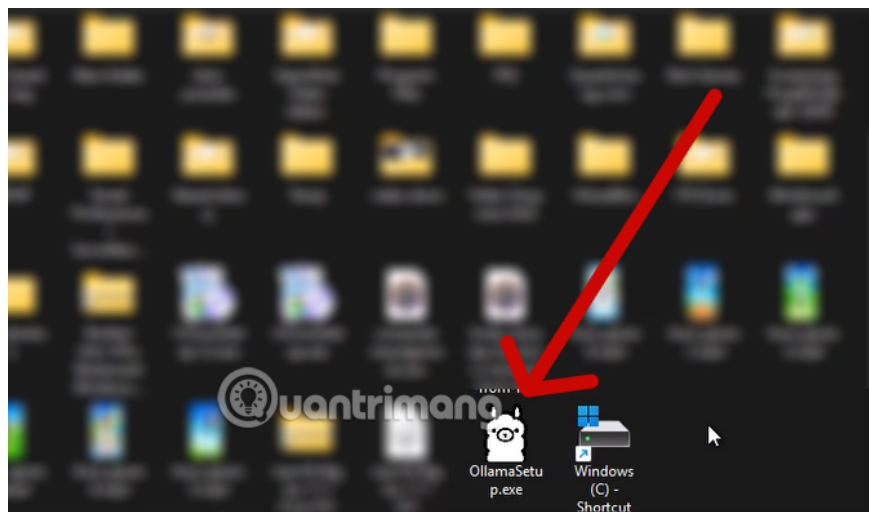
Do you want a smart AI assistant like Claude but are concerned about data security or simply want to use it for free without an internet connection? Installing **Claude Offline** (essentially using powerful open-source models like **Llama 3** via the **Ollama** platform) is the best solution currently available.

1. Detailed steps for installing Claude Offline

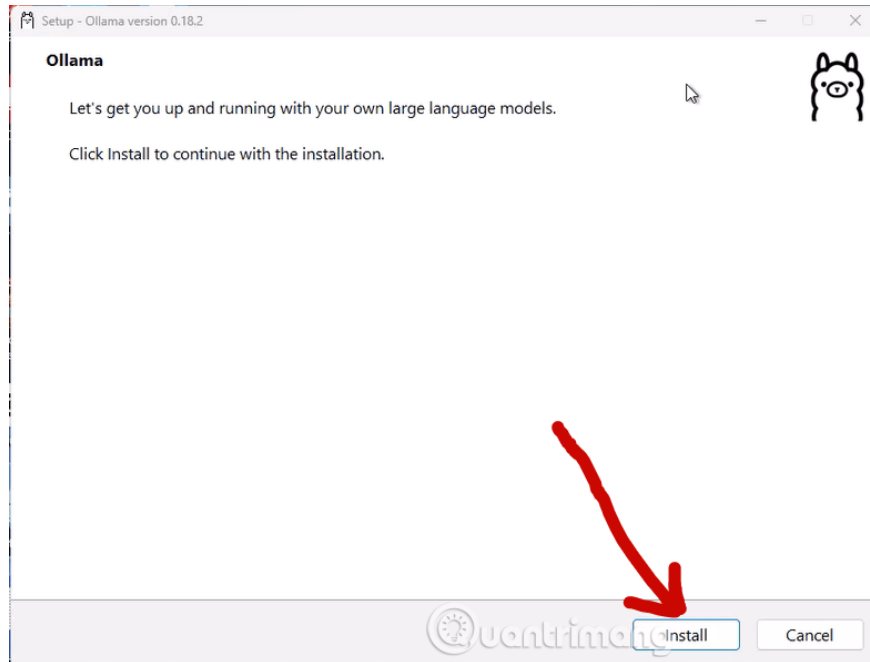
Step 1: Download and install Ollama

First, you need the "heart" of the system, which is **Ollama** . This is the platform that allows you to run large language models (LLMs) directly on your personal computer without complex configuration.

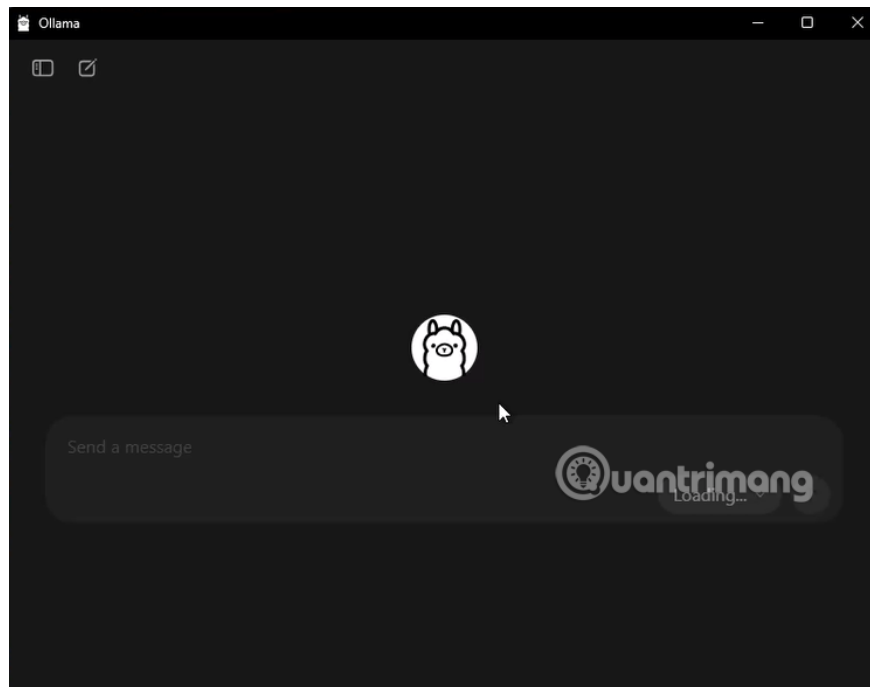
Visit the Ollama homepage and download the **OllamaSetup.exe** file to your computer.



Open the file and click **Install** . This process is extremely fast and completely automatic.



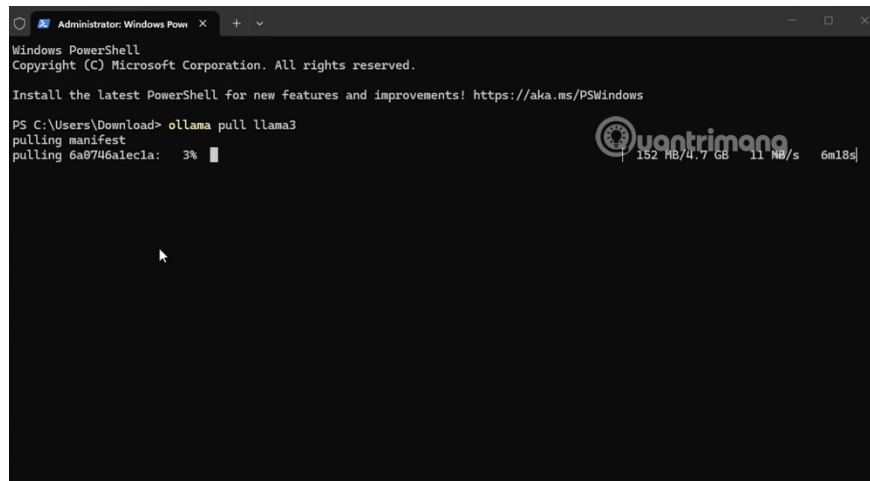
When finished, Ollama will have an interface like this.



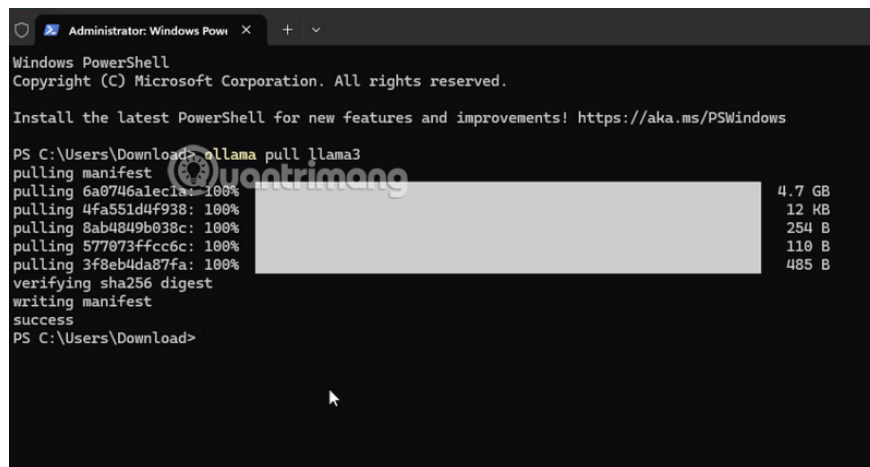
Step 2: Download the Llama 3 "brain" model.

After installation, open **Windows PowerShell** to load "knowledge" into the AI.

1. Type the command and press Enter:`ollama pull llama3`



The system will begin downloading the **Llama 3** model (approximately **4.7 GB**). This is currently Meta's most powerful open-source model, considered a formidable competitor to Claude or GPT-4. Once complete, you will see a notification like the one shown below.

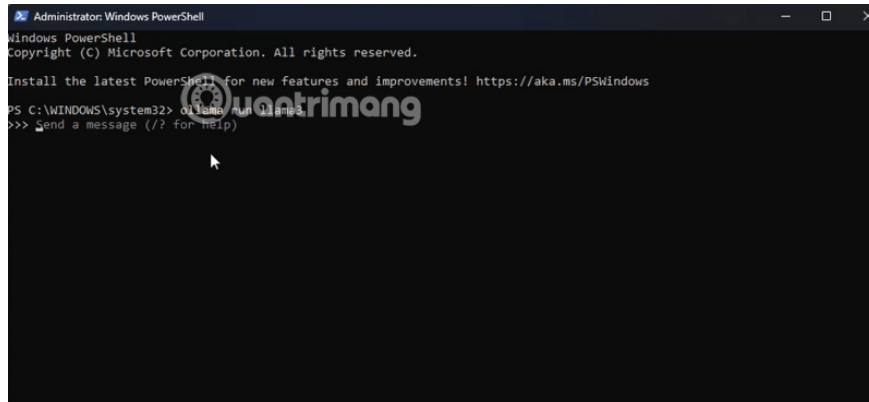


Step 3: Launch and start chatting

When the word " success" appears on the screen , it means the AI is now fully installed in your device. Now, let's awaken it:

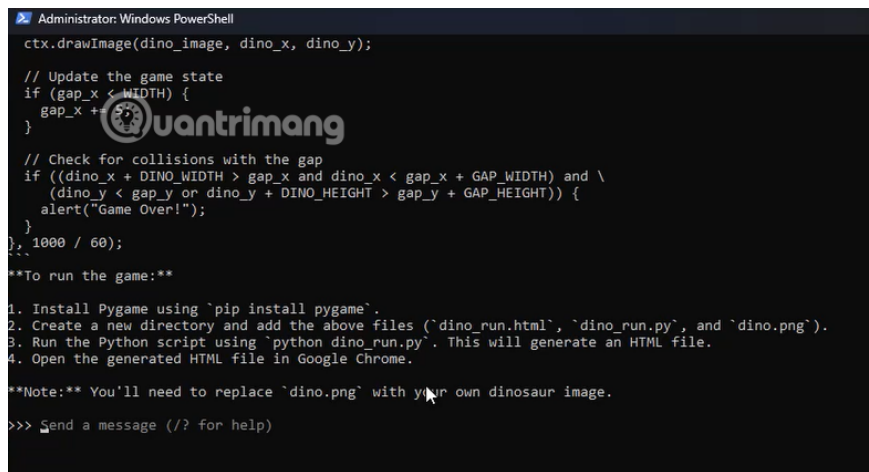
Type the command:`ollama run llama3`

Immediately, you'll see the line `>>> Send a message.` Here, you can ask anything, from coding and translation to content creation.



2. Hands-on experience: Turning offline AI into expert coders.

In the actual image, we challenged the AI with the request: "Write Python code for the Dino Run game on Google Chrome".



The results are amazing! The AI not only produced a complete Python code snippet using the **Pygame** library, but also provided detailed instructions on how to install the library `pip install pygame` and how to run the file. This proves that, even when running offline, Llama 3's logic processing capabilities are extremely sharp, not inferior to paid online versions.

3. Why is it called "Claude Offline" and what is the truth about Llama 3?

Here's a small note for you: **Claude** is a proprietary (Closed Source) product of Anthropic, so you cannot download the "official" Claude brain to your computer. However, using **Llama 3** on **Ollama** is jokingly called "Claude Offline" by the community because:

1. **Equivalent intelligence:** Llama 3 8B has reasoning abilities very close to Claude 3 Haiku or Claude 3.5 Sonnet in common tasks.
2. **Refined writing style:** If you know how to set "Prompts," Llama 3 can respond calmly and in detail just like Claude.

4. Outstanding advantages of using offline AI

Bringing AI to our "home turf" offers benefits that online platforms can never provide:

Utilities	Detail
Absolute security	Your data never leaves your computer. No need to worry about sensitive information being leaked.
Completely free	You don't have to pay a monthly subscription fee. You only pay for. electricity and RAM upgrades.
Operates without internet	You can work and write code even while on a plane or in a remote area.
Not subject to censorship	You can customize the AI ??to your liking without worrying about being bothered by "ethical" filters.

Advice for Editors: If your computer displays the "unable to allocate CPU buffer" error, remember to close resource-intensive applications like Docker or BlueStacks to free up RAM for the AI ??to "breathe"!

Have you successfully installed AI Offline yet? If you want a beautiful web-based interface like Claude's but still want it to run offline, would you like me to guide you on how to install Page Assist?

You finished reading the article "**Instructions for installing and using Claude Offline on a computer.**" edited by the [TipsMake](#) team. We hope this article has provided you with many useful tech tips and tricks. You can search for similar articles on tips and guides. Thank you for reading and for following us regularly.