

Install Word to PDF Converter to convert Word files to high-quality PDFs.

Office workers who frequently create PDF and Word files should install a Word to PDF conversion software on their computers. The simplest option is to install Word to PDF Converter, a high-quality tool for converting Word files to PDF.

Currently, there are countless effective ways to convert Word files to PDF. However, for stability, you should still install software that supports converting Word to PDF. Installing Word to PDF Converter on your computer is one of the most effective ways to convert Word to PDF . This article will provide detailed instructions on how to install Word to PDF Converter.

Install Word to PDF Converter to convert Word files to high-quality PDFs.

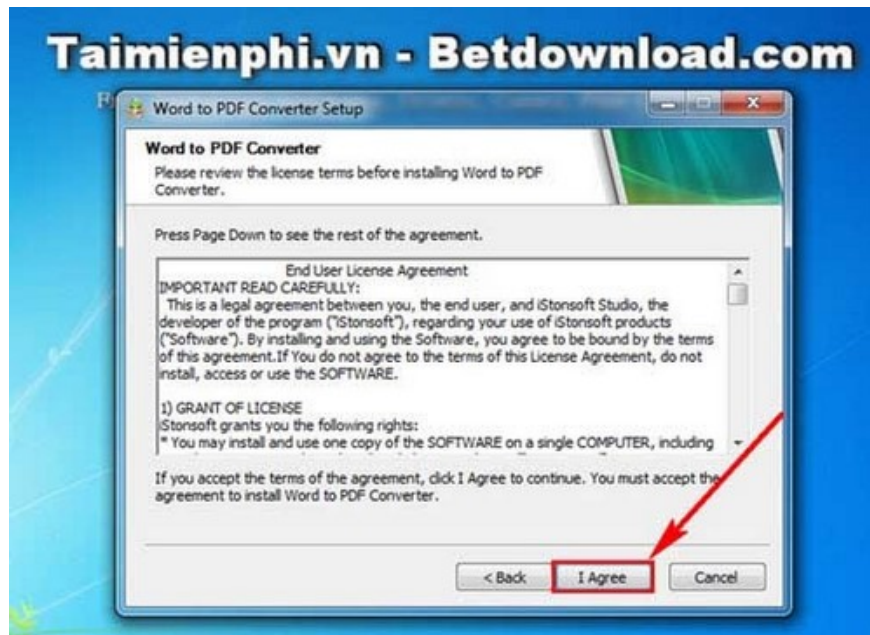
Step 1: Download Word to PDF Converter right here. Click on **Download > File Link**



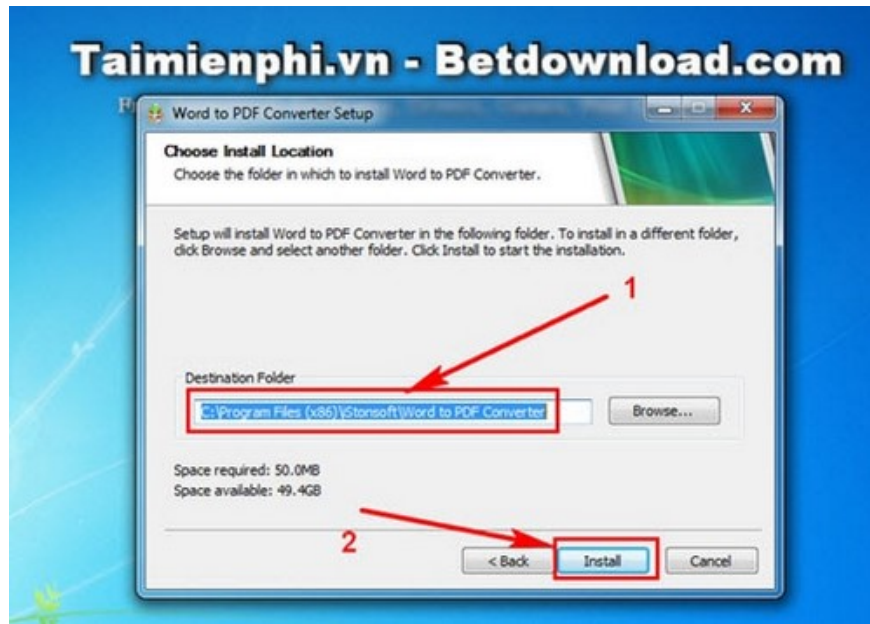
Step 2: **Open the Setup** Word to PDF Converter file you just downloaded to your computer. Click **Next** to run it.



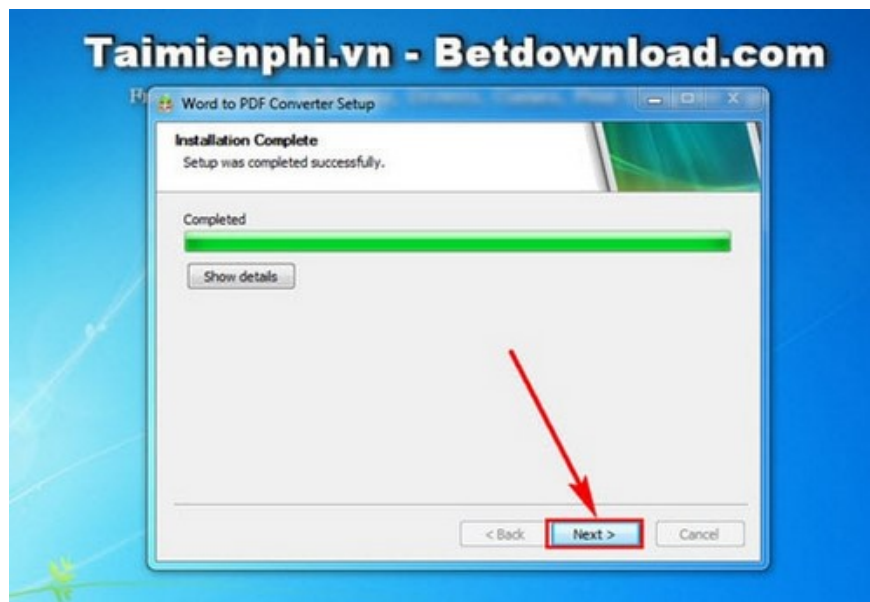
Step 3: Select **I Agree**.



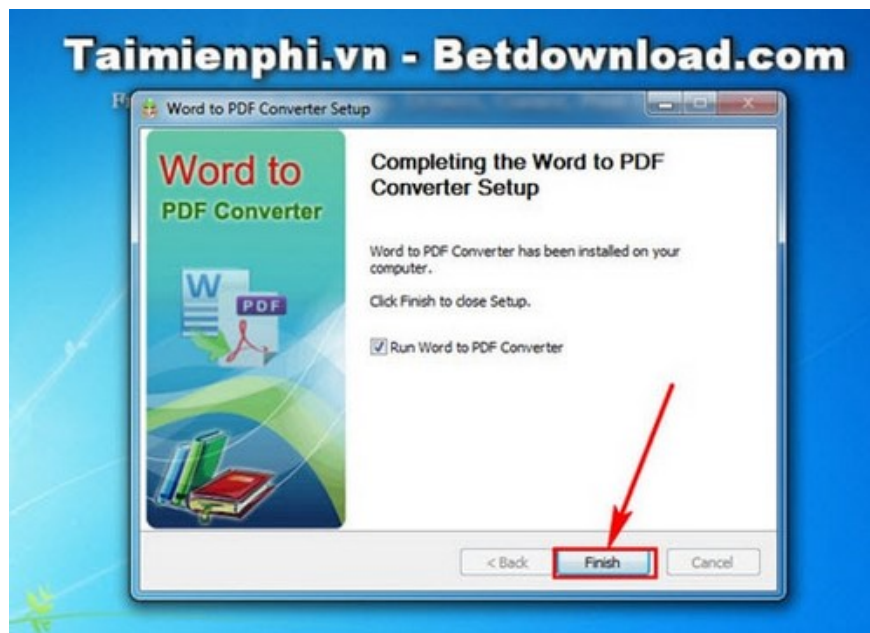
Step 4: Choose the folder to save the Word to PDF Converter software. Then click **Install** to begin installing Word to PDF Converter.



Step 5: A "Completed" notification will appear ; press "Next" to proceed to the final step.



Step 6: Click **Finish** to complete the Word to PDF Converter installation and open the software on your computer.



You can use a Word to PDF Converter to instantly convert a Word document to a PDF if you wish.



Have the detailed instructions above helped you successfully install Word to PDF Converter?

Conversely, converting a PDF file to Word is also easy. In our guide on converting PDF to Word , we've shown you how to do this online. With online tools, you don't need to install any software on your computer to easily convert PDF to Word.

If you prefer using software to convert PDFs to Word documents, Solid Converter PDF is a good option. Solid Converter PDF is lightweight and has a simple interface suitable for all users. Just install Solid Converter PDF in a few minutes and you'll be able to use it to convert PDFs to Word documents in bulk.

You finished reading the article "**Install Word to PDF Converter to convert Word files to high-quality PDFs.**" edited by the [TipsMake](#) team. We hope this article has provided you with many useful tech tips and tricks. You can search for similar articles on tips and guides. Thank you for reading and for following us regularly.
