

Improve RAM for Firefox

There are various ways to fix Firefox's RAM issue, of which Memory Fox is considered one of the most effective solutions available today.

The fact that Firefox has become one of the most used browsers is undisputed. High processing speed and fast Web browsing as well as good security make most users oriented. But this is also an extremely RAM-intensive browser that makes you struggle to find optimal solutions. There are various methods to proceed to overcome this problem and **Memory Fox** is considered one of the most effective solutions today.

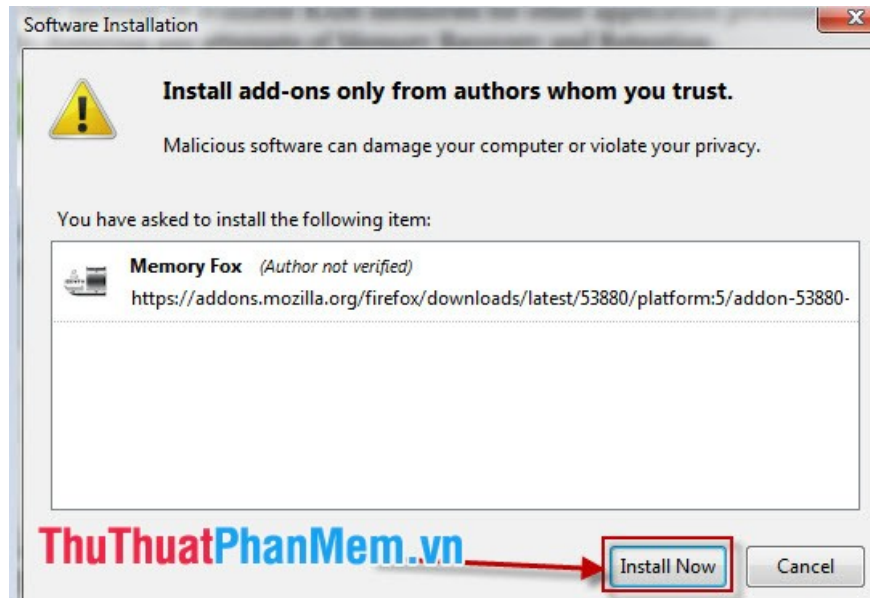
Memory Fox is an add-on for Firefox that automatically recovers and lowers the resources that Firefox uses when it requires too much unnecessary memory. In addition, **Memory Fox** ensures Firefox is used normally, making it possible for the system to share and use for other software applications.

To add this Add-on **Memory Fox** to Firefox, visit the following link: <https://addons.mozilla.org/en-US/firefox/addon/memory-fox/>

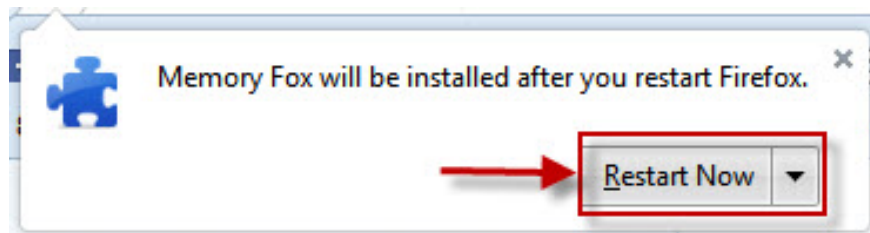
Then click **Add to Firefox** :



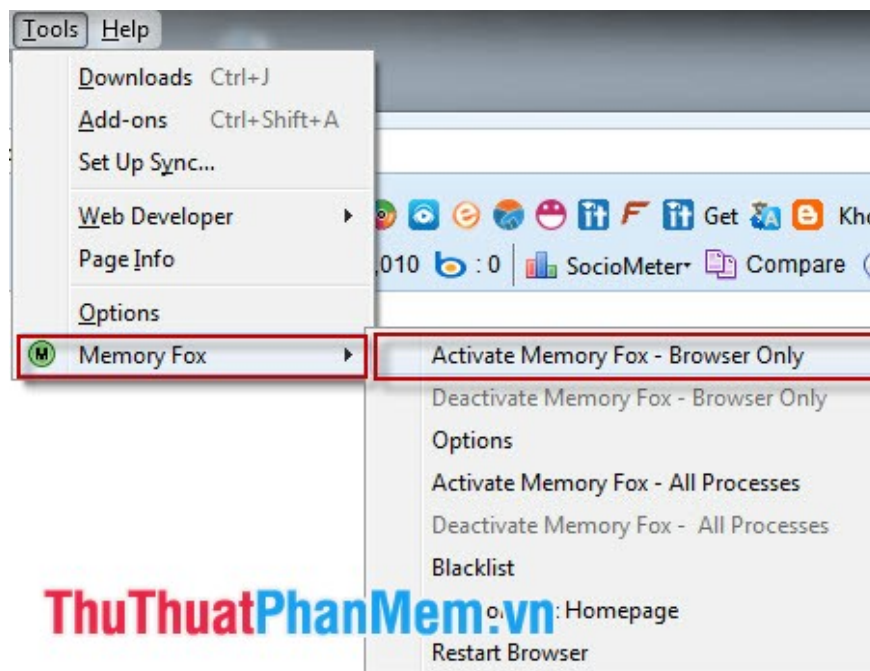
Software Installation window appears, click **Install** to proceed with the installation.



Continue to click **Restart Now** to start and complete the process of adding Add-on **Memory Fox** to Firefox.



After installation, you must activate this Add-on by going to **Tools -> Memory Fox -> Active Memory Fox** .



You can compare the amount of RAM used by Firefox before and after **Memory Fox** is enabled, and here is the result:

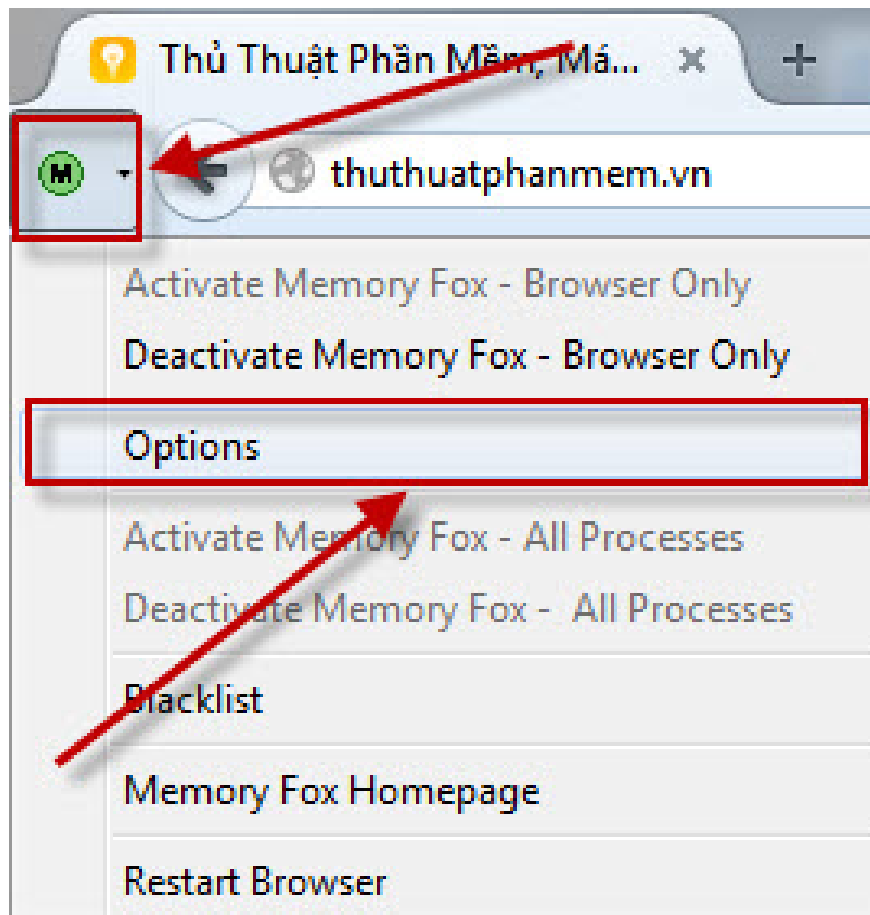
Image Name	User Name	CPU	Memory (K)	Description
AAAIUpdatesHostfile... arp.exe *32	TSL	00	256 K	AAAIUpdatesHostfile.Application
CS5ServiceManager.exe...	TSL	00	2,760 K	Kaspersky Anti-Virus
csrss.exe	TSL	01	1,372 K	
Dreamweaver.exe *32	TSL	00	34,872 K	Adobe Dreamweaver CS5
Dropbox.exe *32	TSL	00	25,352 K	Dropbox
dim.exe	TSL	02	11,720 K	Desktop Window Manager
explorer.exe	TSL	00	50,520 K	Windows Explorer
firefox.exe *32	TSL	04	178,208 K	Firefox
gguihost.exe *32	TSL	00	1,740 K	Windows host process (RunDll32)
hfs.exe *32	TSL	00	1,544 K	Hide Folders Control Panel
hcmd.exe	TSL	00	296 K	hcmd Module
IDMan.exe *32	TSL	00	528 K	Internet Download Manager (IDM)
IDMIntegration64.exe	TSL	00	2,644 K	IDM Integration module
IDMonitor.exe *32	TSL	00	1,380 K	Internet Download Manager agent for click monitoring in IE-base...
igfpcers.exe	TSL	00	292 K	peristence Module
igfsvc.exe	TSL	00	240 K	igfsvc Module
igfstray.exe	TSL	00	284 K	igfTray Module
notepad.exe	TSL	00	916 K	Notepad
plugin-container.exe *32	TSL	10	782,348 K	Plugin Container for Firefox
sidebar.exe	TSL	00	5,972 K	Windows Desktop Gadgets
Skype.exe *32	TSL	00	493,636 K	Skype
Snagit32.exe *32	TSL	00	19,352 K	Snagit
SnagitEditor.exe	TSL	00	20,800 K	Snagit Editor
SnagitRPCHELPER.exe	TSL	00	26,788 K	Snagit RPC Helper
spoolsv64.exe	TSL	00	1,472 K	Print driver host for 32bit applications

Trước

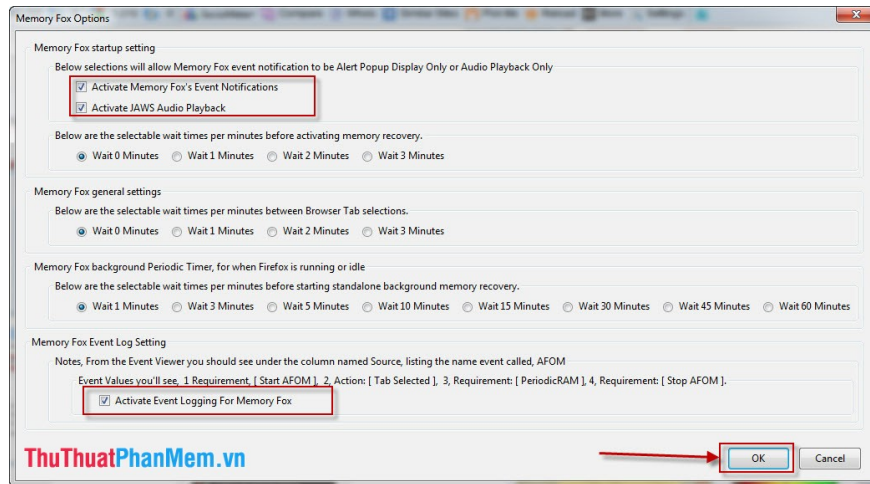
Image Name	User Name	CPU	Memory (K)	Description
AAAIUpdatesHostfile... afon.exe *32	TSL	00	256 K	AAAIUpdatesHostfile.Application
avp.exe *32	TSL	00	2,760 K	Kaspersky Anti-Virus
CS5ServiceManager.exe...	TSL	00	496 K	Adobe CSS Service Manager
csrss.exe	TSL	00	1,284 K	
Dreamweaver.exe *32	TSL	00	34,872 K	Adobe Dreamweaver CS5
Dropbox.exe *32	TSL	00	25,328 K	Dropbox
dim.exe	TSL	01	12,732 K	Desktop Window Manager
explorer.exe	TSL	00	52,464 K	Windows Explorer
firefox.exe *32	TSL	03	105,884 K	Firefox
gguihost.exe *32	TSL	00	1,740 K	Windows host process (RunDll32)
hfs.exe *32	TSL	00	1,560 K	Hide Folders Control Panel
hcmd.exe	TSL	00	296 K	hcmd Module
IDMan.exe *32	TSL	00	556 K	Internet Download Manager (IDM)
IDMIntegration64.exe	TSL	00	2,700 K	IDM Integration module
IDMonitor.exe *32	TSL	00	1,380 K	Internet Download Manager agent for click monitoring in IE-base...
igfpcers.exe	TSL	00	292 K	peristence Module
igfsvc.exe	TSL	00	240 K	igfsvc Module
igfstray.exe	TSL	00	284 K	igfTray Module
notepad.exe	TSL	00	916 K	Notepad
plugin-container.exe *32	TSL	11	133,356 K	Plugin Container for Firefox
sidebar.exe	TSL	00	5,972 K	Windows Desktop Gadgets
Skype.exe *32	TSL	00	493,540 K	Skype
Snagit32.exe *32	TSL	00	20,800 K	Snagit
SnagitEditor.exe *32	TSL	00	26,788 K	Snagit Editor
SnagitRPCHELPER.exe	TSL	00	1,344 K	Snagit RPC Helper

Sau

In particular, **Memory Fox** not only works on Firefox, it also helps reduce the memory consumption of all processes running on the system. To enable this feature, left-click on the **Memory Fox** icon (located in the upper left corner) and select **Options**.



Memory Fox Options dialog box appears, you tick the 3 options *Activate Memory Fox's Event Notifications*, *Activate JAWS Audio Playback* and *Activate Event Logging For Memory Fox*. Then click **OK** to save the settings.



Note: This feature only works for the whole system when Firefox is enabled. After setting up and activating the feature, restart Firefox to take advantage of **Memory Fox** immediately.

In addition, **Memory Fox** also reduces the CPU consumption of each process while ensuring the speed of those processes. This is considered an extremely effective way of optimizing the system, helping to run many applications simultaneously on the system more smoothly. You can both use Firefox and use other applications without suffering as Firefox consumes a lot of RAM. This improvement hopes to bring you lasting benefits.

You finished reading the article "**Improve RAM for Firefox**" edited by the [TipsMake](#) team. We hope this article has provided you with many useful tech tips and tricks. You can search for similar articles on tips and guides. Thank you for reading and for following us regularly.