

If your Windows Phone is lost, here's how to find it again!

You have a way to find lost Android or iPhone, iPad devices. And here's how to get back your lost Windows Phone.

The smartphone search feature is almost always available in the phone, saving for lost phone cases. Not only how to find lost or lost Android device, but in this article Network Administrator will guide you to read step by step to find the lost Lumia phone.

1. **Upgrade to Windows 10 Mobile by following the steps in this article How to update your phone to Windows 10 Mobile, whether it is supported or not!**

Note , the phone at positioning, finding Lumia phones requires 3G or WiFi connection.

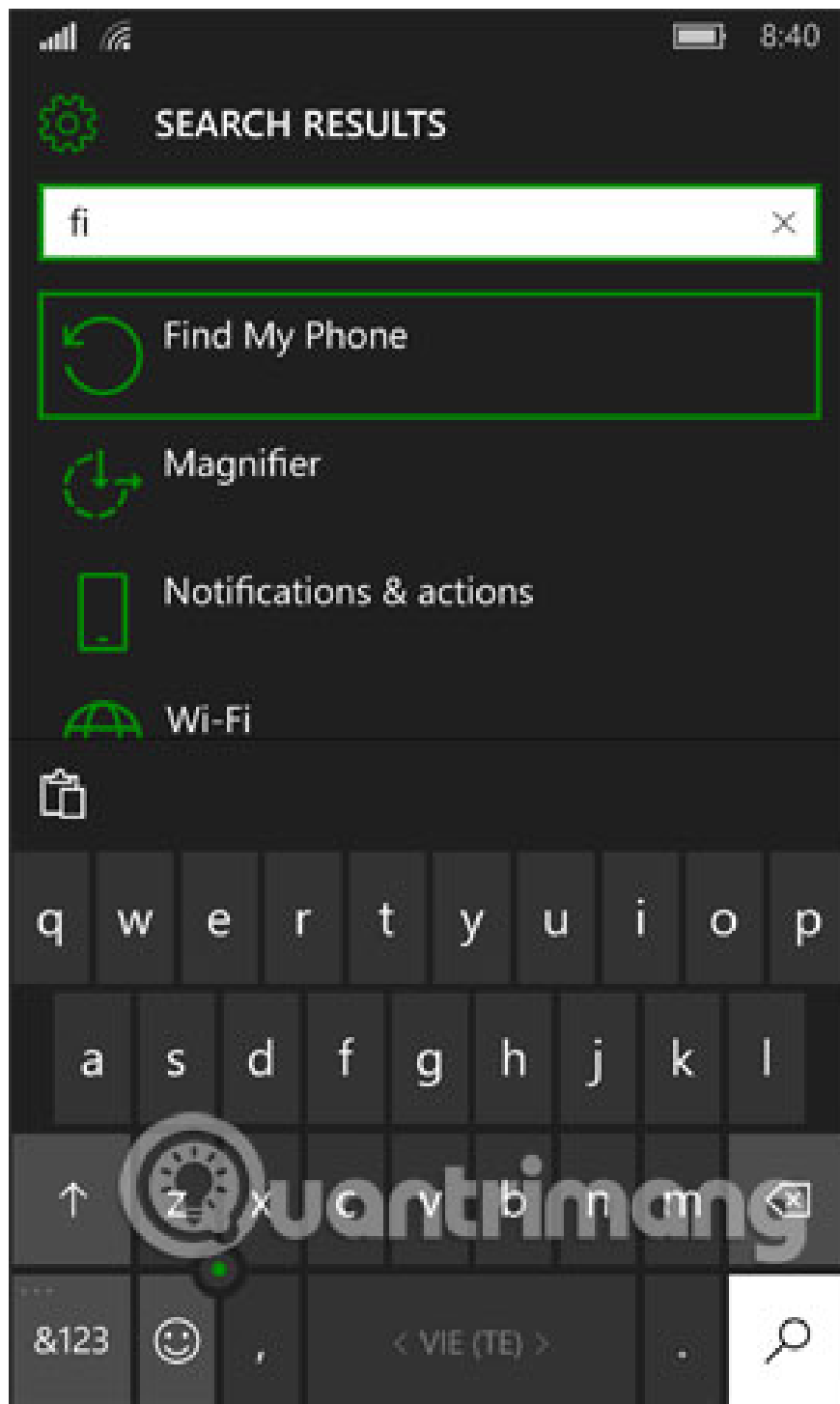
Step 1:

On the main interface of the phone, access the **Settings** section.



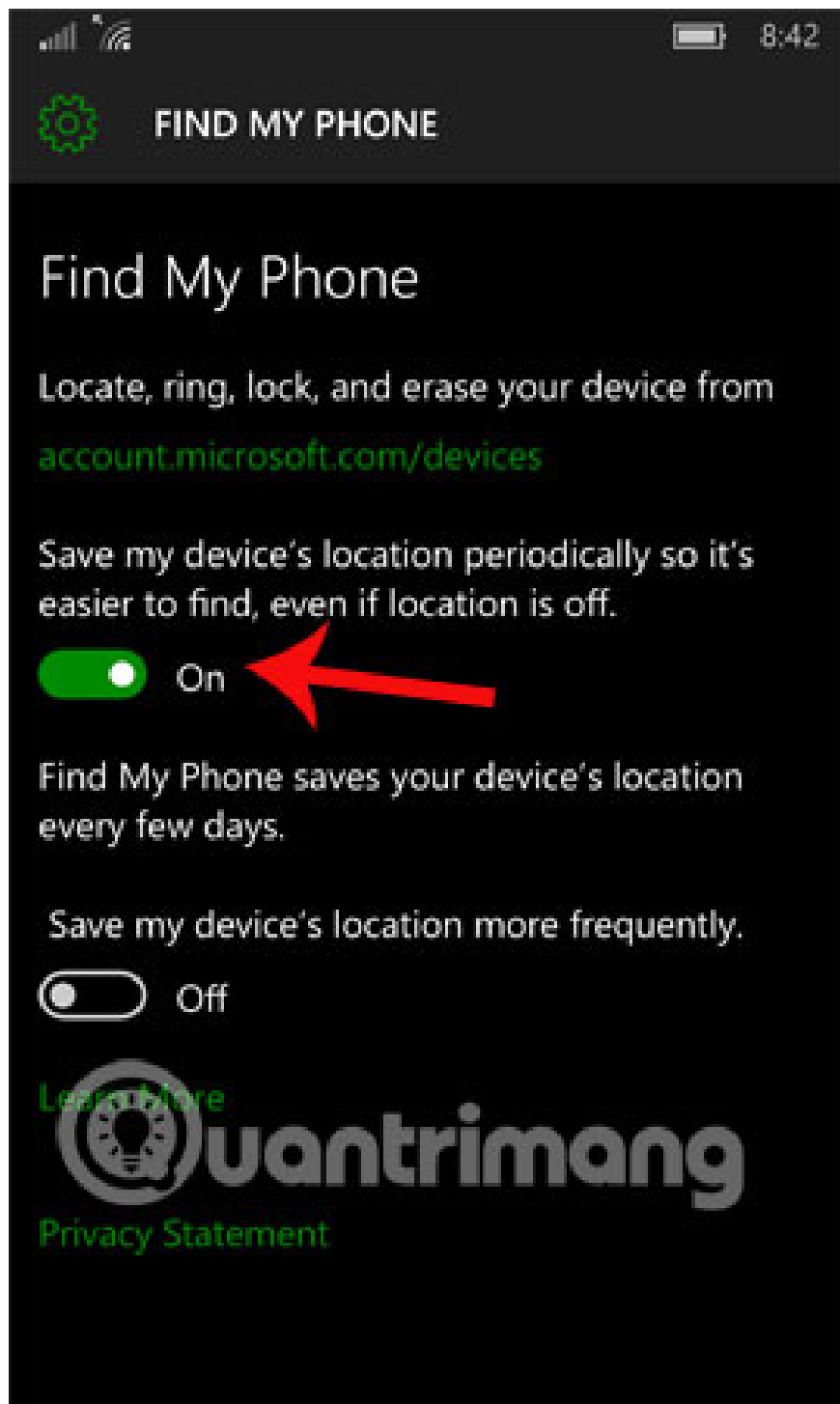
Step 2:

Go to **Find my phone** . If you can't find it, type in the **Find My Phone** search bar.



Step 3:

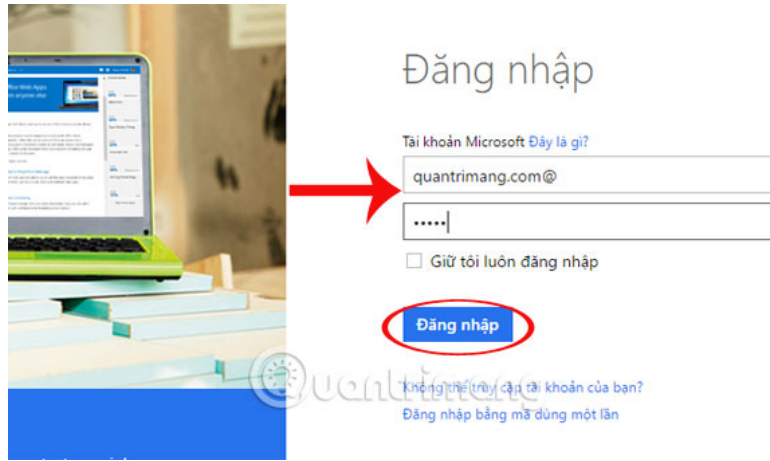
Turn on my phone search mode.



Step 4:

On the computer, go to the address on the Microsoft site here and log in to your account.

Note , the login account on Microsoft must coincide with the login account on your Lumia phone.



Step 5:

On the left will be the phone device you are using with the same account as Microsoft. Click on **Find my phone** on the right.

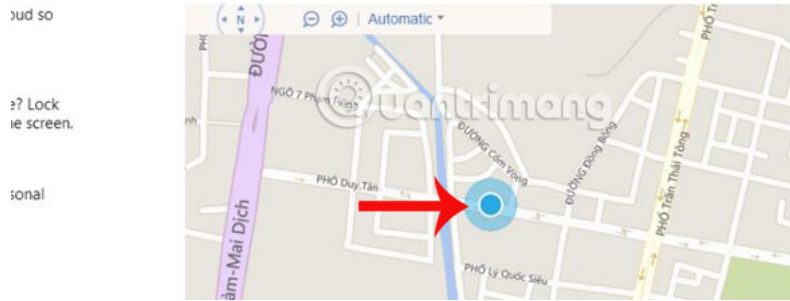


Step 6:

Wait for the search process to complete, you will see the Lumia phone location.

Last seen at 3/23/2016, 8:44:07 AM in Quan Cau Giay, Hanoi, Vietnam

Refining your location...



Step 7:

Users can also choose one of three modes: **Ring (Lock)**, **Lock** (screen lock), **Erase** (delete data in the phone to avoid theft).

Find My Phone



Windows phone
Lumia 920

Last seen at 3/23/2

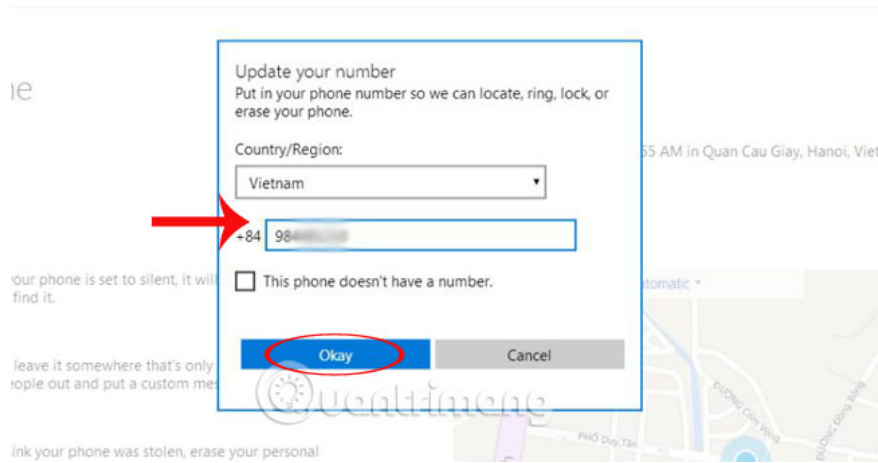
Refining your loca

- Ring** Even if your phone is set to silent, it will ring out loud so you can find it.
- Lock** Did you leave it somewhere that's only sort of safe? Lock other people out and put a custom message on the screen.
- Erase** If you think your phone was stolen, erase your personal data from it.

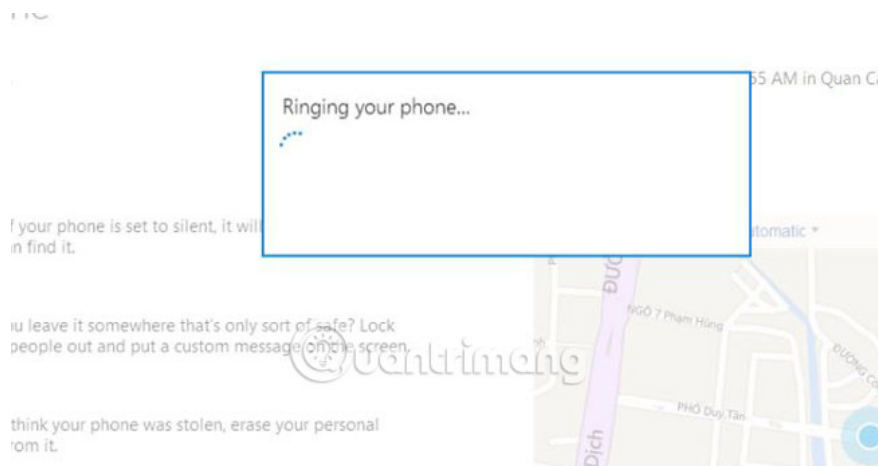


Step 8:

Click Ring to ring, Microsoft will ask to enter the country and Lumia's phone number is lost.



Soon, the phone will ring so we can easily determine its location.



So, with just a few steps, you can find the lost Lumia phone. Your phone should always turn on phone search mode in the Find My Phone section to be able to locate the location.

Refer to the following articles:

1. Backup and restore data on Windows Phone 8.1
1. Small tips to help you master Windows Phone 8.1
1. Transfer contacts from any smartphone to Windows Phone 8.1

I wish you all success!

You finished reading the article "**If your Windows Phone is lost, here's how to find it again!**" edited by the [TipsMake](#) team. We hope this article has provided you with many useful tech tips and tricks. You can search for similar articles on tips and guides. Thank you for reading and for following us regularly.