

How to write special characters in the beautiful League of Legends game

If you want to create a unique nick name or chat special character in League of Legends game, please refer to the code in the game characters below.

League of Legends (LoL) is a game that can be said to be the hottest today and received by many Vietnamese young people. Where we go, we also see people playing LOL, not only male but also girls who love this game. In Vietnam, there is also LoL team reaching out to the world.

In the process of fighting LOL, you have met with teammates with names with unique and cool characters or when chatting with teammates using emoticons, unique icons, right and you wonder what to do. How to write these characters. These beautiful characters do not have to use a simple keyboard, but they can be written to use their own character encoding. If you want to create a unique nick name or chat special character in League of Legends game, please refer to the code in the game characters below.

1. How to check the League of Legends player information
2. How to picture League of Legends on Designcold
3. The League of Legends gaming shortcuts



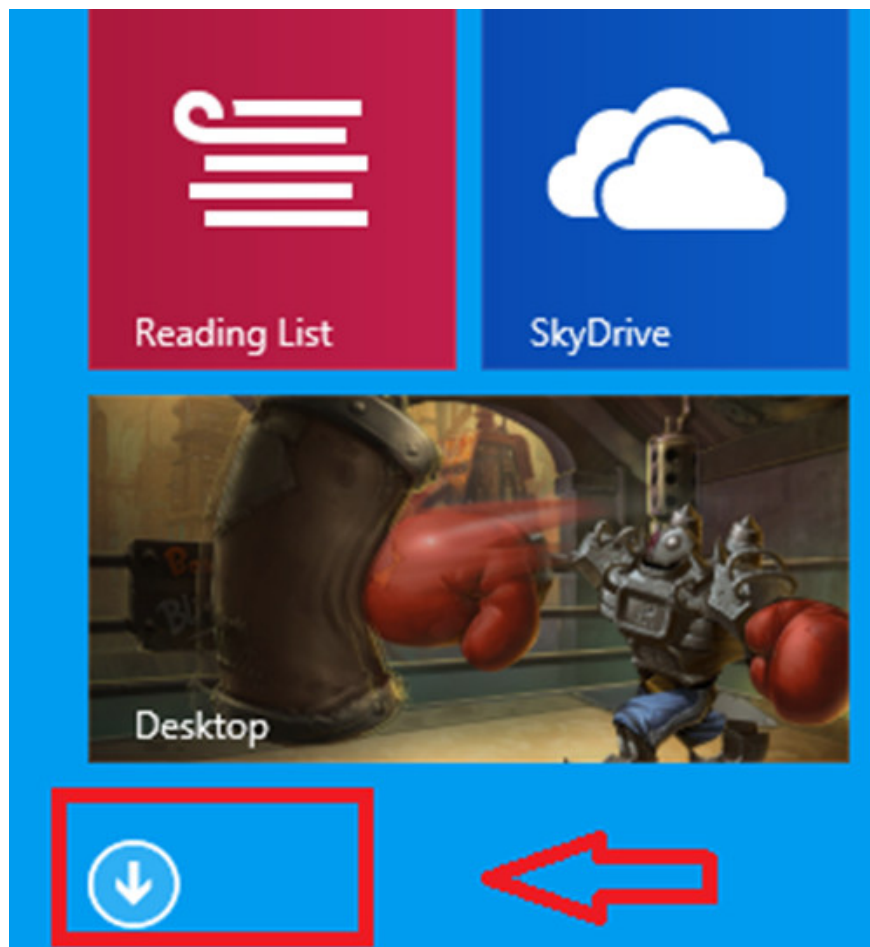
1. Use Character Map

For Windows 7 : Go to Start Menu -> All Programs -> Accessories -> System Tools => Character Map and then select the font freely to get the special characters that you like, copy it .

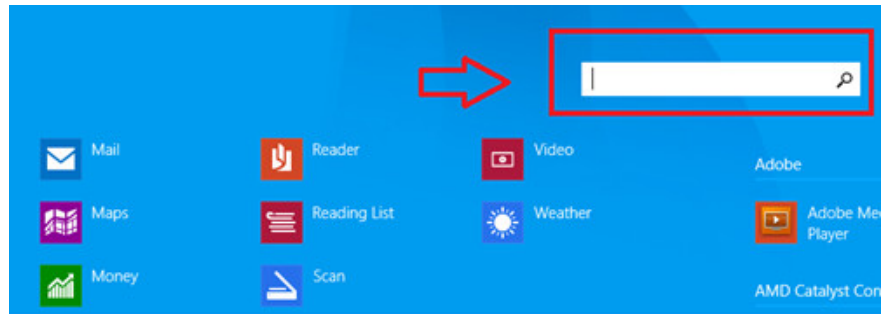
On win 8 : You press the window key next to the alt key on the left hand on the keyboard offline



Click on the down arrow at the click to go to the desktop (click on it to show the arrow).



After clicking on you will see the search on the top right corner of the screen you fill Character Map and press **Enter**



Go to this step, you can find the special characters that you like

2. How to write special characters using Alt + with a combination of numbers

Character	ALT Code*	Character	ALT Code*	Character	ALT Code*	Character	ALT Code*	Character	ALT Code*
☉	Alt 1	A	Alt 65	ù	Alt 129	†	Alt 197	ˆ	Alt 0136
☼	Alt 2	B	Alt 66	é	Alt 130	‡	Alt 198	%	Alt 0137
▼	Alt 3	C	Alt 67	â	Alt 131	‡	Alt 199	Š	Alt 0138
♣	Alt 4	D	Alt 68	ä	Alt 132	‡	Alt 200	€	Alt 0139
♠	Alt 5	E	Alt 69	à	Alt 133	‡	Alt 201	Ⓒ	Alt 0140
♠	Alt 6	F	Alt 70	â	Alt 134	‡	Alt 202	□	Alt 0141
•	Alt 7	G	Alt 71	ç	Alt 135	‡	Alt 203	Ž	Alt 0142
□	Alt 8	H	Alt 72	ê	Alt 136	‡	Alt 204	˙	Alt 0145
○	Alt 9	I	Alt 73	ë	Alt 137	=	Alt 205	˙	Alt 0146
☒	Alt 10	J	Alt 74	è	Alt 138	‡	Alt 206	“	Alt 0147
♂	Alt 11	K	Alt 75	ì	Alt 139	‡	Alt 207	”	Alt 0148
♀	Alt 12	L	Alt 76	î	Alt 140	‡	Alt 208	–	Alt 0150
♪	Alt 13	M	Alt 77	ï	Alt 141	‡	Alt 209	—	Alt 0151
♫	Alt 14	N	Alt 78	æ	Alt 145	‡	Alt 210	˘	Alt 0152
☼	Alt 15	O	Alt 79	Æ	Alt 146	‡	Alt 211	™	Alt 0153
▶	Alt 16	P	Alt 80	ö	Alt 147	‡	Alt 212	ÿ	Alt 0154
◀	Alt 17	Q	Alt 81	ó	Alt 148	‡	Alt 213	›	Alt 0155
↑	Alt 18	R	Alt 82	ô	Alt 149	‡	Alt 214	œ	Alt 0156
	Alt 19	S	Alt 83	û	Alt 150	‡	Alt 215	ž	Alt 0158
¶	Alt 20	T	Alt 84	ù	Alt 151	‡	Alt 216	Ÿ	Alt 0159
§	Alt 21	U	Alt 85	ÿ	Alt 152	‡	Alt 217	□	Alt 0164
—	Alt 22	V	Alt 86	ƒ	Alt 155	‡	Alt 218	¡	Alt 0166
↑	Alt 23	W	Alt 87	£	Alt 156	█	Alt 219	˘	Alt 0168
↑	Alt 24	X	Alt 88	¥	Alt 157	█	Alt 220	©	Alt 0169
↓	Alt 25	Y	Alt 89	Ps	Alt 158	█	Alt 221	®	Alt 0174
→	Alt 26	Z	Alt 90	f	Alt 159	█	Alt 222	˘	Alt 0175

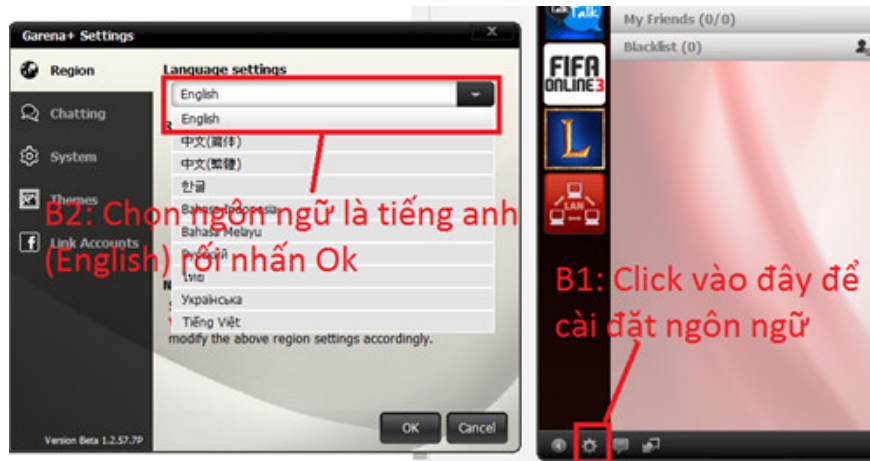
←	Alt 27	[Alt 91	á	Alt 160	■	Alt 223	’	Alt 0179
L	Alt 28	\	Alt 92	í	Alt 161	α	Alt 224	˙	Alt 0180
→	Alt 29]	Alt 93	ó	Alt 162	β	Alt 225	,	Alt 0184
▲	Alt 30	^	Alt 94	ú	Alt 163	Γ	Alt 226	U	Alt 0185
▼	Alt 31	_	Alt 95	ñ	Alt 164	π	Alt 227	¼	Alt 0190
	Alt 32	`	Alt 96	Ñ	Alt 165	Σ	Alt 228	À	Alt 0192
	Alt 33	a	Alt 97	*	Alt 166	ο	Alt 229	Á	Alt 0193
*	Alt 34	b	Alt 98	ο	Alt 167	μ	Alt 230	Â	Alt 0194
#	Alt 35	c	Alt 99	é	Alt 168	τ	Alt 231	Ã	Alt 0195
\$	Alt 36	d	Alt 100	˘	Alt 169	Φ	Alt 232	Ä	Alt 0196
%	Alt 37	e	Alt 101	˘	Alt 170	Θ	Alt 233	Å	Alt 0197
&	Alt 38	f	Alt 102	½	Alt 171	Ω	Alt 234	È	Alt 0200
'	Alt 39	g	Alt 103	¾	Alt 172	δ	Alt 235	É	Alt 0201
(Alt 40	h	Alt 104		Alt 173	∞	Alt 236	Ê	Alt 0202
)	Alt 41	i	Alt 105	«	Alt 174	φ	Alt 237	Ë	Alt 0203
*	Alt 42	j	Alt 106	»	Alt 175	ε	Alt 238	Ï	Alt 0204
+	Alt 43	k	Alt 107	⌘	Alt 176	∩	Alt 239	Î	Alt 0205
,	Alt 44	l	Alt 108	⌘	Alt 177	=	Alt 240	Ï	Alt 0206
-	Alt 45	m	Alt 109	■	Alt 178	±	Alt 241	Ì	Alt 0207
.	Alt 46	n	Alt 110		Alt 179	≥	Alt 242	Ð	Alt 0208
/	Alt 47	o	Alt 111	†	Alt 180	≤	Alt 243	Ó	Alt 0210
0	Alt 48	p	Alt 112	†	Alt 181		Alt 244	Ô	Alt 0211
1	Alt 49	q	Alt 113	†	Alt 182		Alt 245	Õ	Alt 0212
2	Alt 50	r	Alt 114	η	Alt 183	÷	Alt 246	Ö	Alt 0213
3	Alt 51	s	Alt 115	η	Alt 184	≈	Alt 247	Ö	Alt 0214
4	Alt 52	t	Alt 116	†	Alt 185	°	Alt 248	×	Alt 0215
5	Alt 53	u	Alt 117		Alt 186	•	Alt 249	Ø	Alt 0216

6	Alt 54	v	Alt 118	η	Alt 187	•	Alt 250	Û	Alt 0217
7	Alt 55	w	Alt 119	⌘	Alt 188	√	Alt 251	Ü	Alt 0218
8	Alt 56	x	Alt 120	⌘	Alt 189	°	Alt 252	Û	Alt 0219
9	Alt 57	y	Alt 121	†	Alt 190	²	Alt 253	Ü	Alt 0220
:	Alt 58	z	Alt 122	⌘	Alt 191	■	Alt 254	Ý	Alt 0221
;	Alt 59	(Alt 123	⌘	Alt 192	€	Alt 0128	Ɔ	Alt 0222
<	Alt 60		Alt 124	⌘	Alt 193	„	Alt 0132	à	Alt 0227
=	Alt 61)	Alt 125	⌘	Alt 194	…	Alt 0133	ð	Alt 0240
>	Alt 62	~	Alt 126	†	Alt 195	†	Alt 0134	ý	Alt 0253
?	Alt 63	o	Alt 127	—	Alt 196	†	Alt 0135	þ	Alt 0254
@	Alt 64	ç	Alt 128						

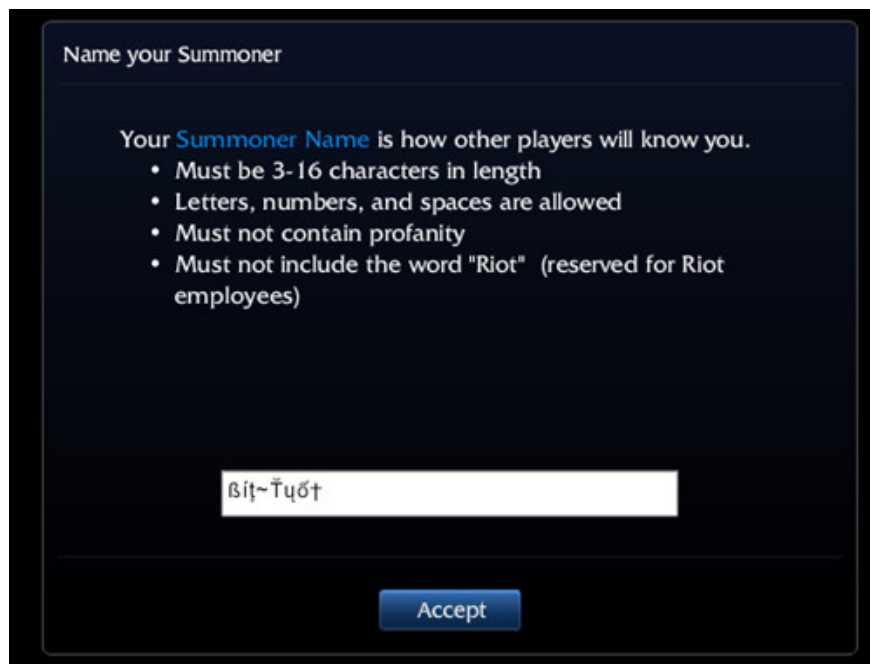
3. How to write the character name LOL with special characters

To write a name, you need to have a Garena account that has the basic conditions. Please write the name with special characters before going to the text file so that we can just copy it like: BÍ? ~ ??? † (please note that when naming it is limited, don't put it too long)

You need to switch Garena language into English, the transfer is very simple, you follow the image below



After the transfer is complete, if you have just set up Garena, then click LOL to start creating the name. You copy the name you just created on the text file into the name field and then click Accept if ok it will successfully report otherwise you try to name another.



If you use a renamed card to write, you should also specialize in Garena language in English first

4. The characters can be copied directly

Character of 'Star'

??????
 ???????
 ???????
 ???????
 ???????
 ???????
 ???????

@ (?.) @ (* ? *) (????) - (© ÿ©) / -

? (-?-) ? (? ? ?) (* ^ - ^ *) (? * ?_? * ?)

? ? _ ? | ? • (?_?) • ! ? ^ ~ ^ ! ? ??_? ^ <(• ÿ•)>

(/) (° „ °) (/) ? (• ? •) ? (- ' ? _ ?' -) ?????? ???

See also: Special character board in Audition game

You finished reading the article "**How to write special characters in the beautiful League of Legends game**" edited by the [TipsMake](#) team. We hope this article has provided you with many useful tech tips and tricks. You can search for similar articles on tips and guides. Thank you for reading and for following us regularly.