

How to write fractional values ??in Excel

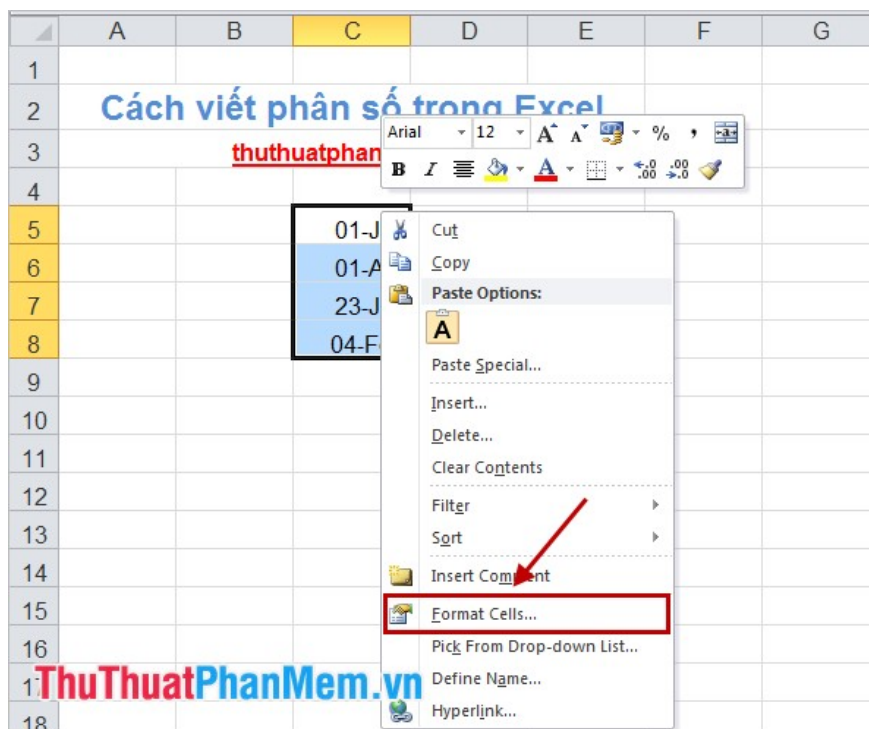
Sometimes you enter fractions into Excel data cells but it shows the time format. You do not know how to handle the input data is displayed as a fraction.

Sometimes you enter fractions into Excel data cells but it shows the time format. You do not know how to handle the input data is displayed as a fraction.

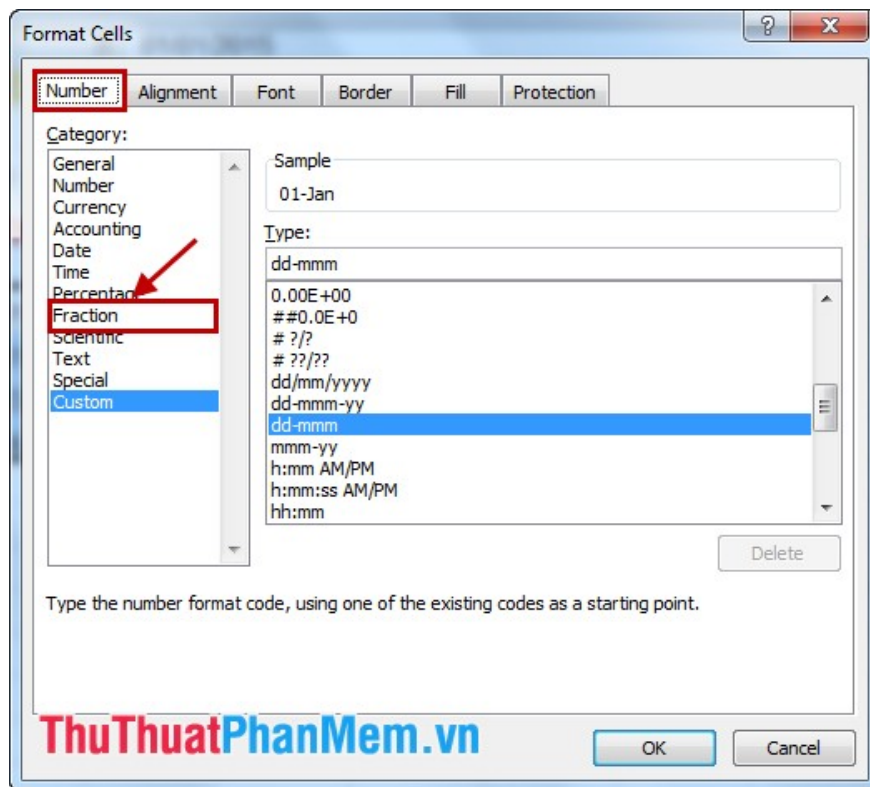
There are many ways to help you format data cells and the following article shows two ways to help you easily write fractional formulas in Excel spreadsheets.

Step 1: You need to open the Excel file, select (black out) the data cells you want it to display correctly according to the input value as a fraction.

Then right-click and choose **Format Cells** .



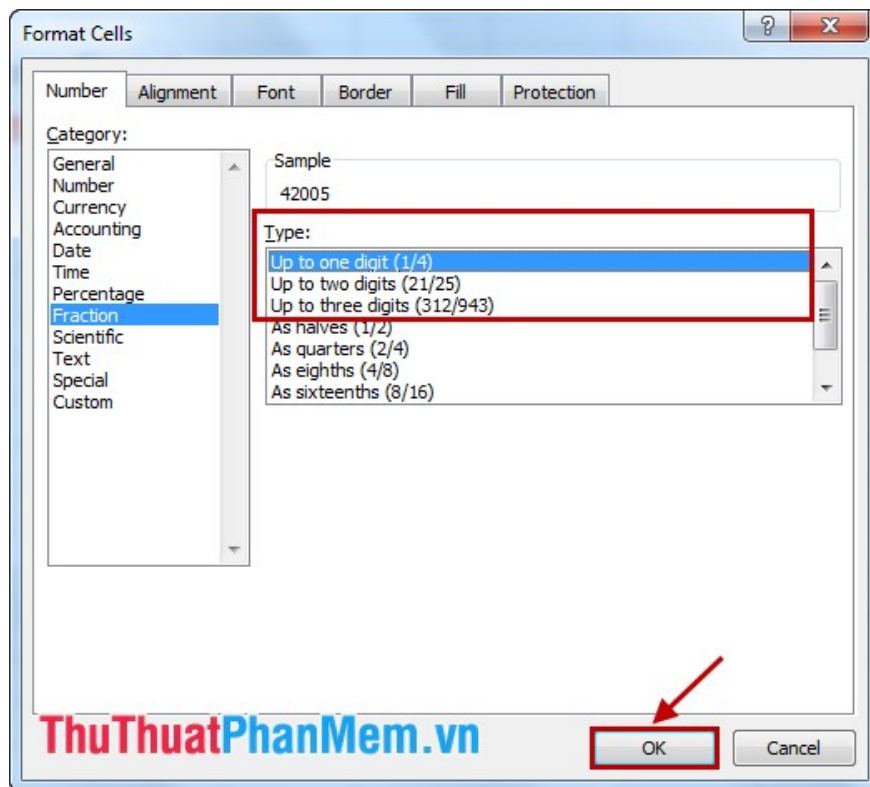
Step 2: In the **Format Cells** dialog box, select the **Number** tab and in the **Category** section, select **Fraction** .



Step 3: In the **Type** section, select the type of fraction display:

- **Up to one digit (1/4):** displays the numerator and denominator with only one digit.
- **Up to two digits (21/25):** displays the numerator and denominator up to two digits.
- **Up to three digits (312/943):** displays the numerator and denominator up to three digits.

After selecting you click **OK** .

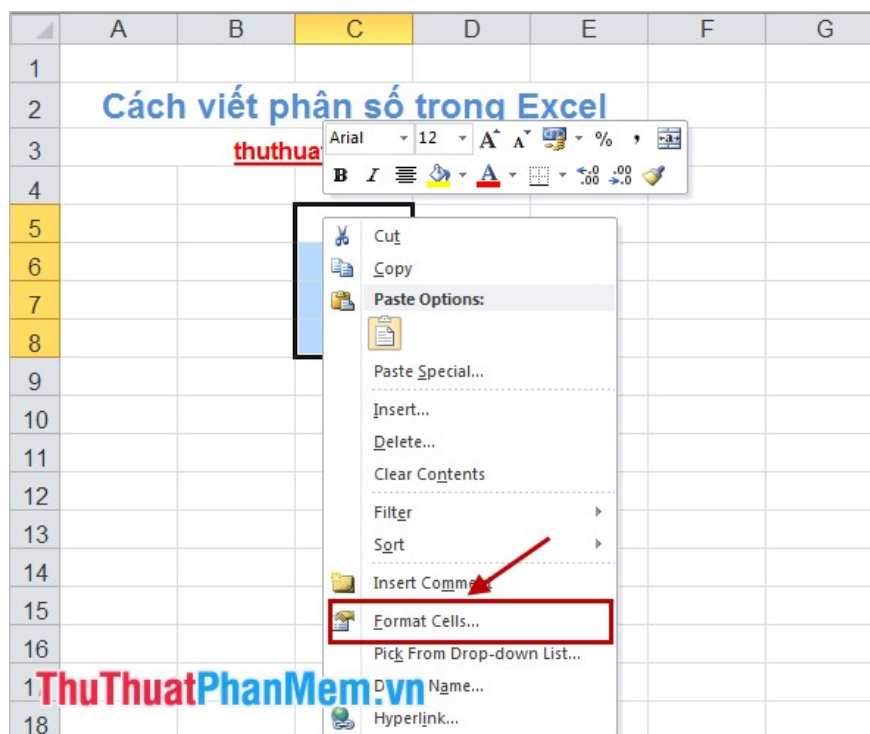


After formatting is complete, you enter the fraction data into those cells again, the data will display the fraction type as you wish.

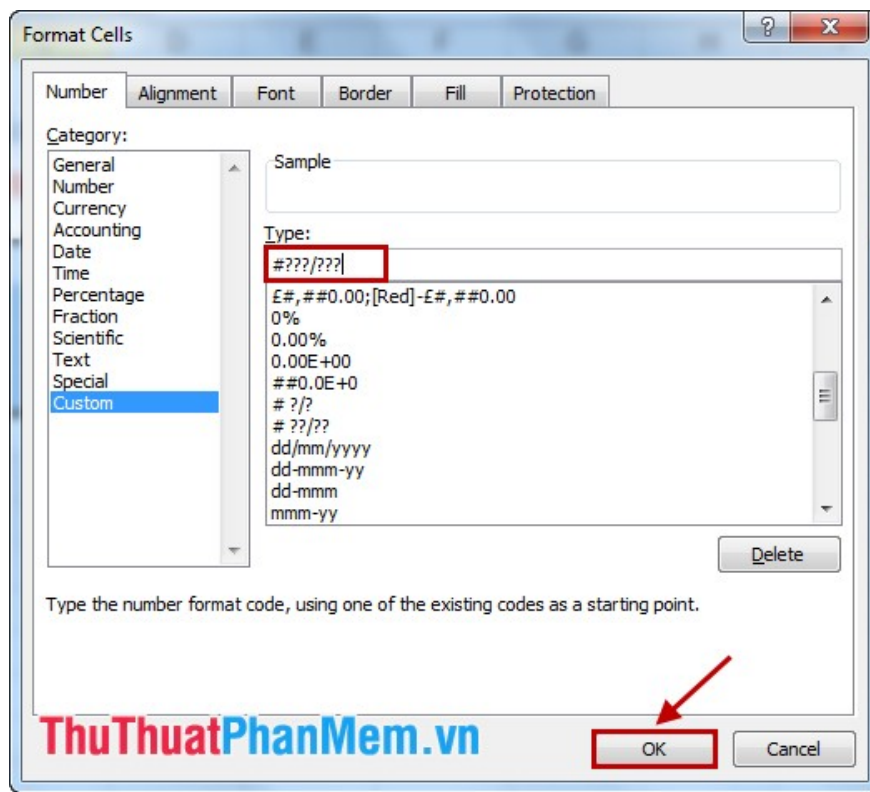
	A	B	C	D	E	F	G
1							
2	CÁCH VIẾT PHÂN SỐ TRONG EXCEL						
3	thuthuatphanmem.vn						
4							
5			1/2				
6			2/3				
7			3/5				
8			1/7				
9	ThuThuatPhanMem.vn						
10							

Also you can do the following:

Step 1: Select the cells you want to write the fraction formula to, right-click and choose **Format Cells** .



Step 2: In the **Number** tab of the **Format Cells** dialog box, select **Custom** . In the **Type** of **Custom** you enter # ??? / ??? Can you write more question marks? on the numerator or denominator to display an additional number of digits on the numerator and the denominator. The example here shows up to 3 digits on the numerator and the sample. Then click **OK** .



Step 3: You enter the fractions into the formatted cells, the numbers will be displayed as desired.

	A	B	C	D	E	F	G
1							
2	Cách viết phân số trong Excel						
3	thuthuatphanmem.vn						
4							
5			3/44				
6			23/4				
7			563/10				
8			244/677				
9	ThuThuatPhanMem.vn						
10							

With simple operations, you can write fractions in Excel spreadsheets easily and quickly. Good luck!

You finished reading the article "**How to write fractional values ??in Excel**" edited by the [TipsMake](#) team. We hope this article has provided you with many useful tech tips and tricks. You can search for similar articles on tips and guides. Thank you for reading and for following us regularly.