

How to write a degree symbol in a computer or phone

Insert the degree symbol on a computer, the phone has many different ways to enter the content.

When users enter text or edit Word documents, they will be required to enter special characters or symbols, for editing purposes such as teaching. Previously, the Network Administrator showed you how to insert a degree C symbol into Word and Excel in different ways. So if you want to type, write the C symbol in another interface like when chatting on Facebook, sending emails, how to do? The following article will guide you how to insert the C symbol on computers and phones.

1. How to insert special characters in Excel
2. How to insert characters on Google Docs
3. Create symbols, characters with the Alt key you know yet?
4. How to create 'made by me'-style fonts and exclusive characters on Windows?

1. Instructions to insert degrees Celsius on the computer

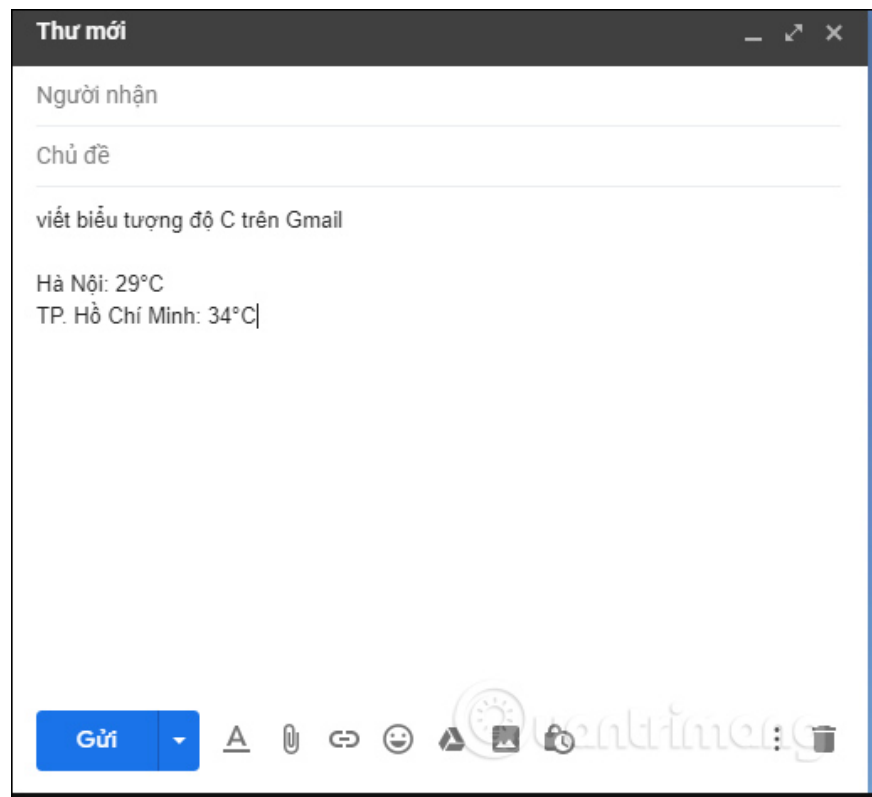
Method 1: Use keyboard shortcuts to write degrees Celsius

We open the program interface to type C as Facebook, email or browser bar. We then turn on the NumLock key in the keyboard to activate the numeric keypad, and then choose to press **Alt + 0176** or Alt + 248.



We press Alt key and the other numeric keys and release the hand symbol will be as shown.

If you use Windows 10 version 1903, the user has the Windows + icon. to display the special character table and then select the degree symbol.

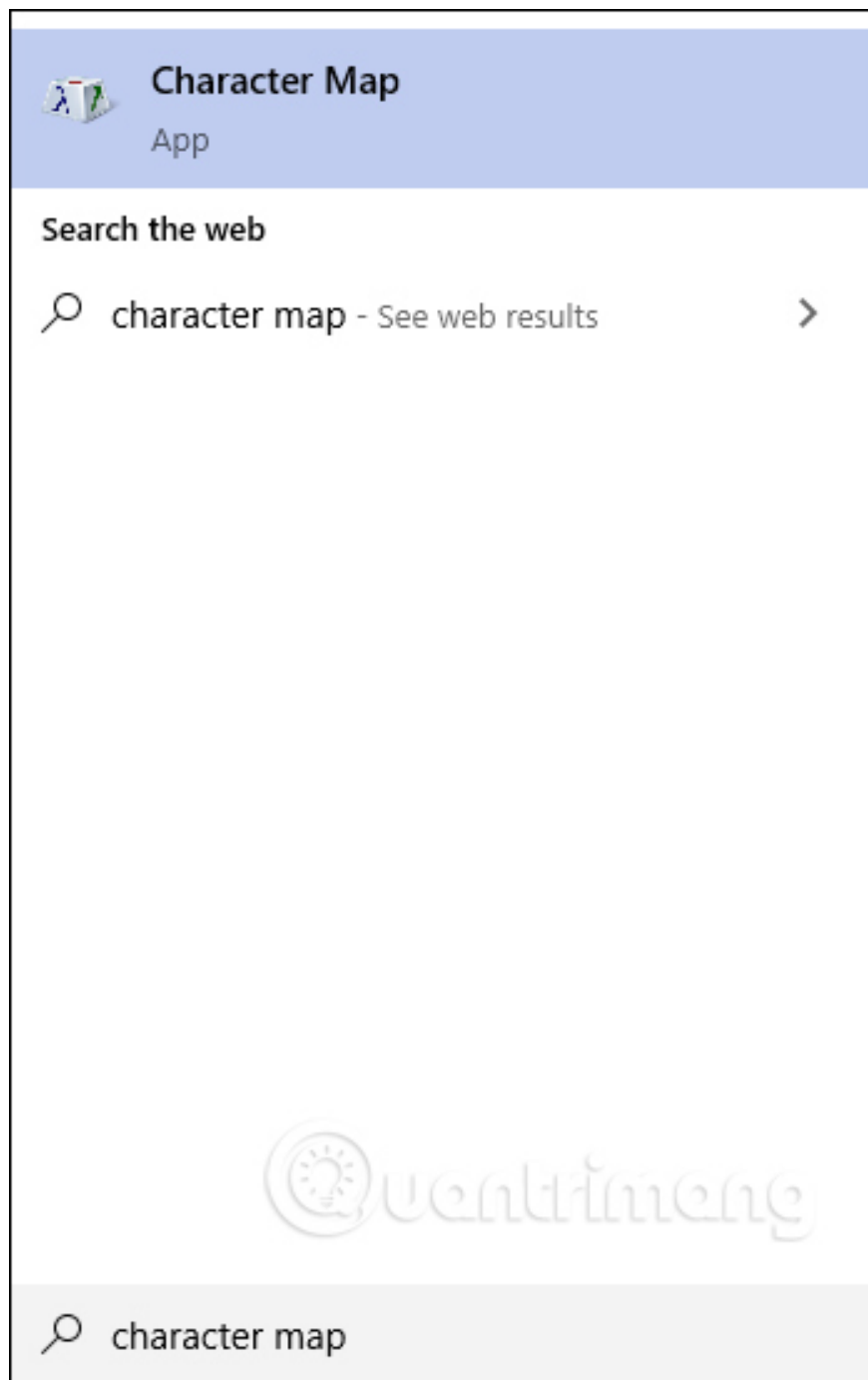


If you are a **Mac** , press the key combination **Opt + 8 Shift + 8** .

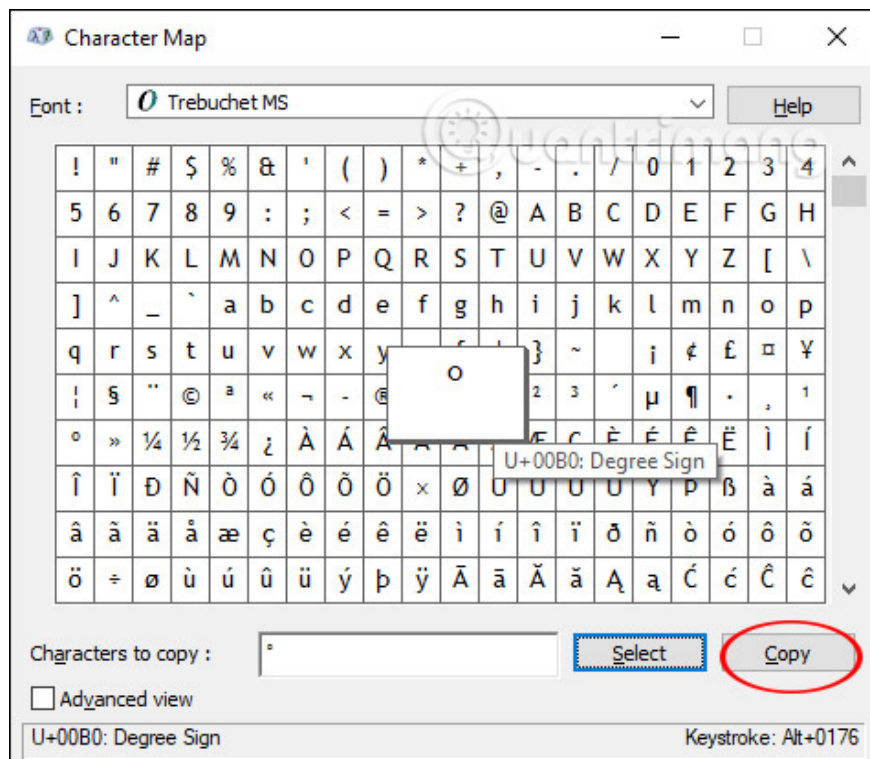


Method 2: Use the Character Map of Windows

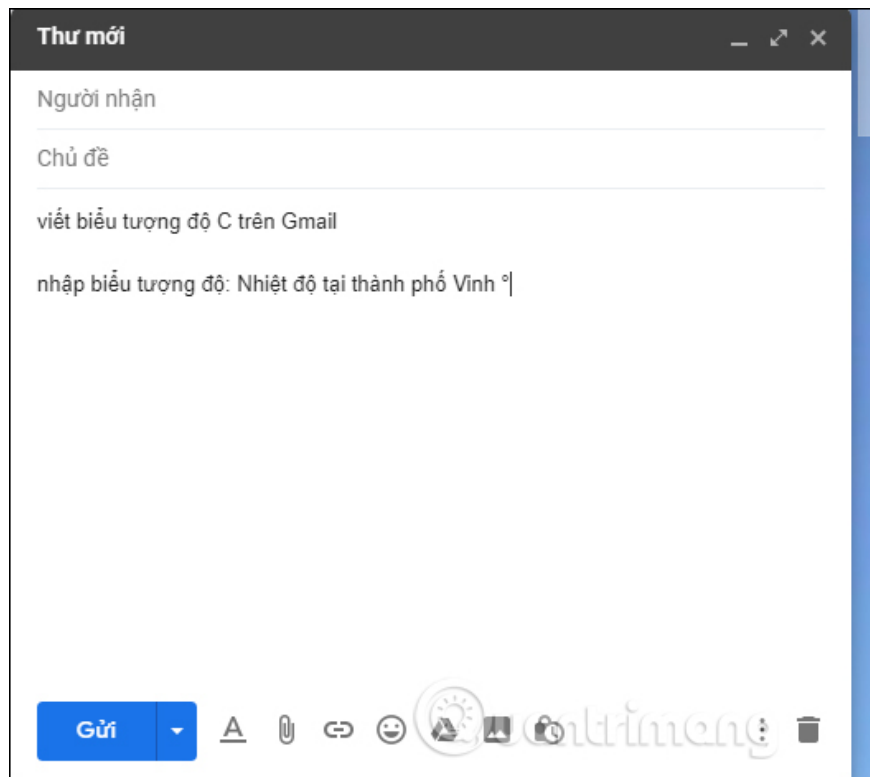
At the search bar on the computer, **enter the character map keyword** , then click on the displayed results.



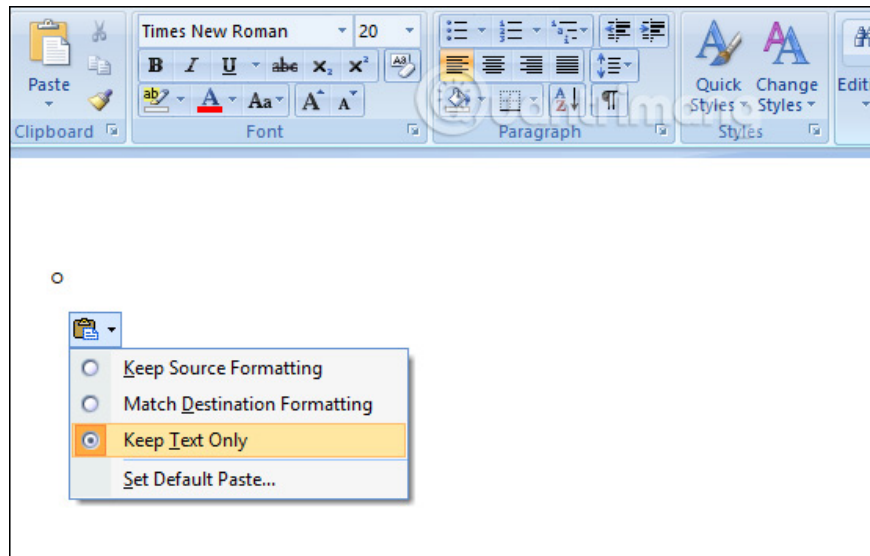
Displays the interface of the Character Map table so we can find the degree symbol $^{\circ}$ to use. Here, go to the Traditional Arabic or Trebuchet MS font and find **the degree symbol** in the table below. We click on the icon and then **press Select** to select, then **click Copy** to copy this icon.



Next, paste the icon into any content interface you are editing.



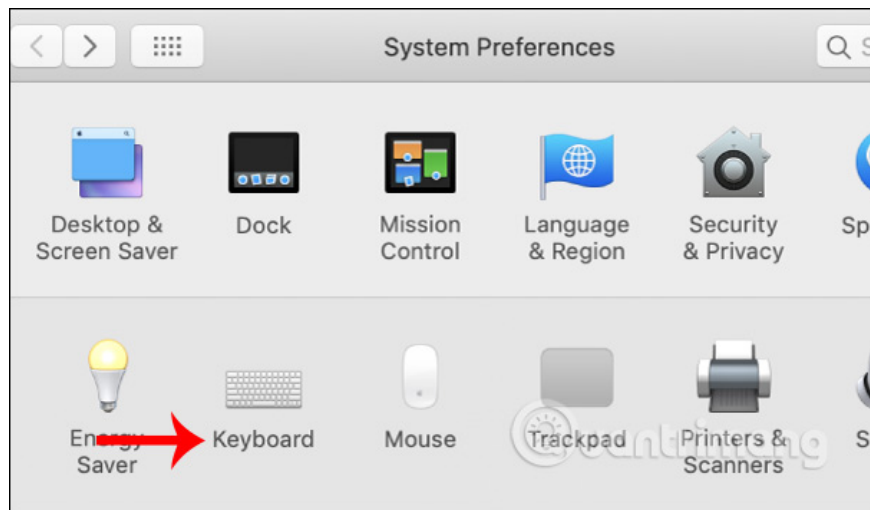
If you **paste into Word** or other text editors, you must click the paste icon and select **Keep Text Only** to remove the format of the icon.



Method 3: Use the Character Viewer on a Mac

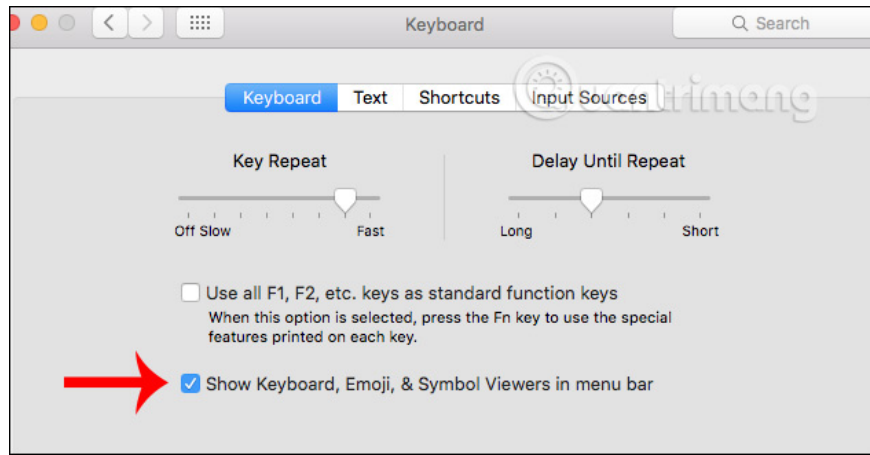
Step 1:

At the interface we click on **System Preferences** , the interface continues to click on the **Keyboard** .

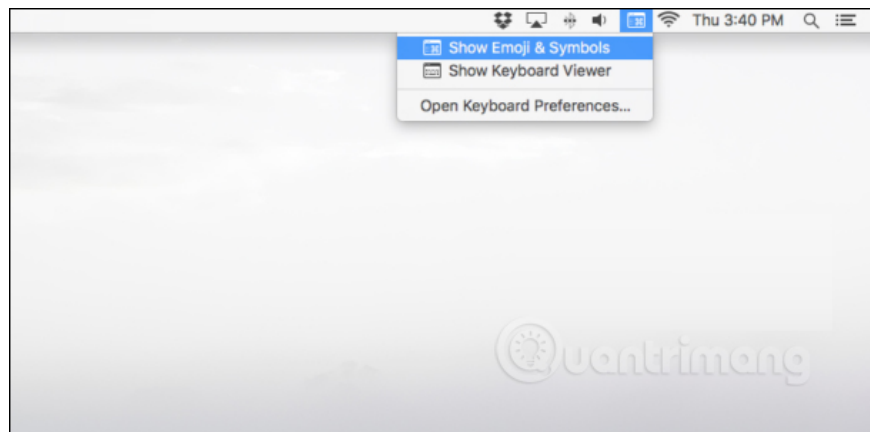


Step 2:

Display the setup interface for the keyboard, click the Show Keyboard, Emoji, & Symbols in menu bar to quickly turn on the Character Viewer whenever you need it.



Now display the new icon menu bar next to the WiFi icon, click **Show Emoji & Symbols**.



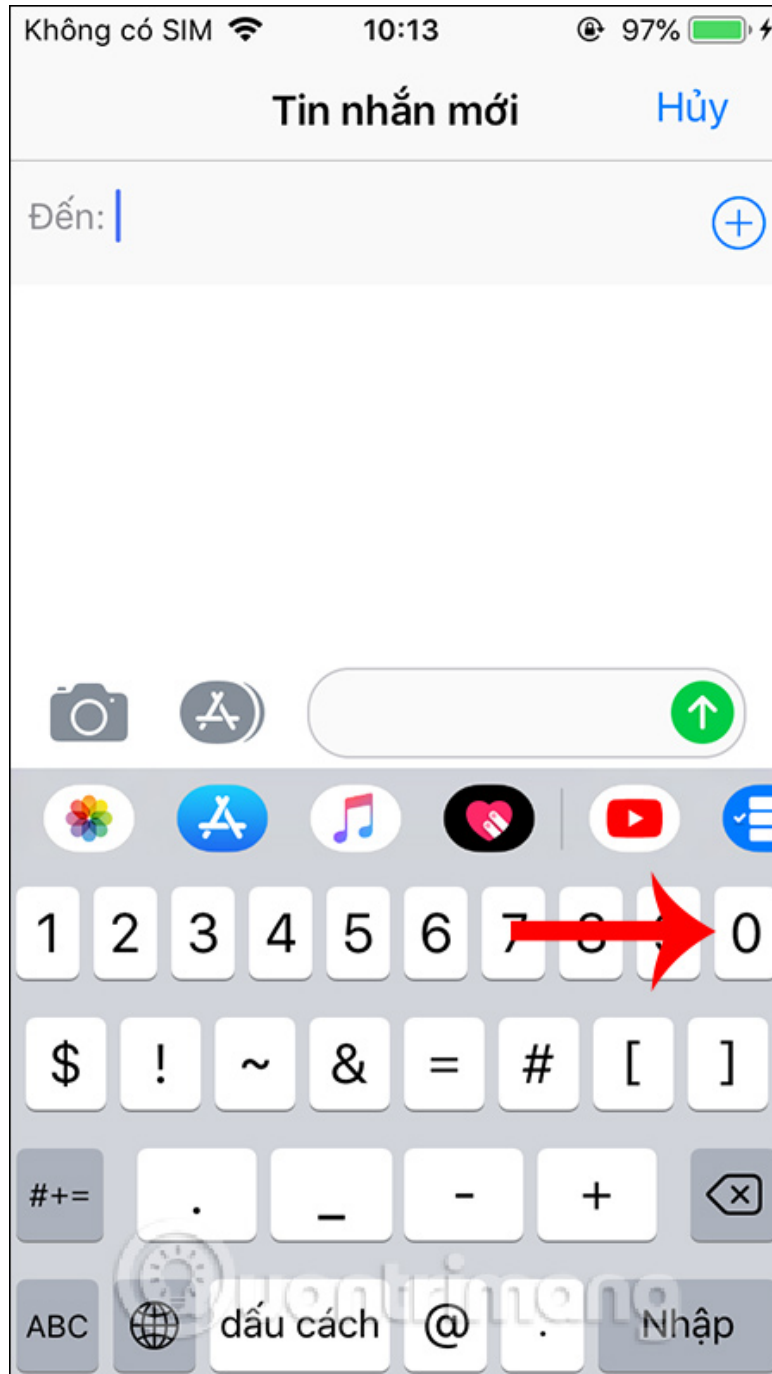
Step 3:

Display the interface for us to choose the theme of the icon you want to use, click **the Punctuation group** and then look to the right to see **the degree symbol** as shown. Click on the degree icon and **click Add to Favorites** to put the degree symbol at the top of the list of Emoji & Symbols.



2. Instructions to write the degree symbol on the phone

On the iPhone, open the message interface or compose content, then **press the 123 key** to switch to the numeric keypad. Here you **press and hold on to 0** . Now show **more degree icons** to use. The last thing is to click to use and write the remaining content.



Không có SIM

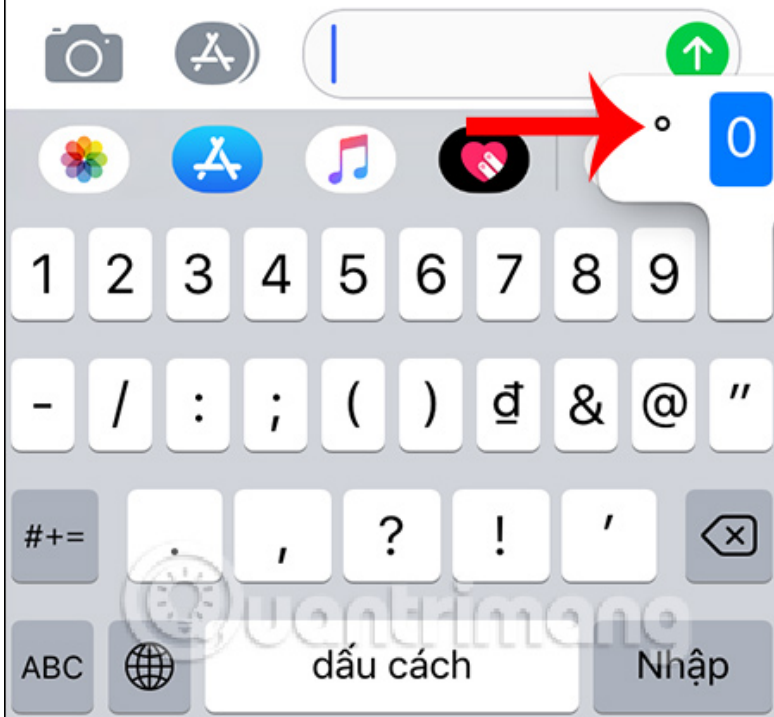
10:14

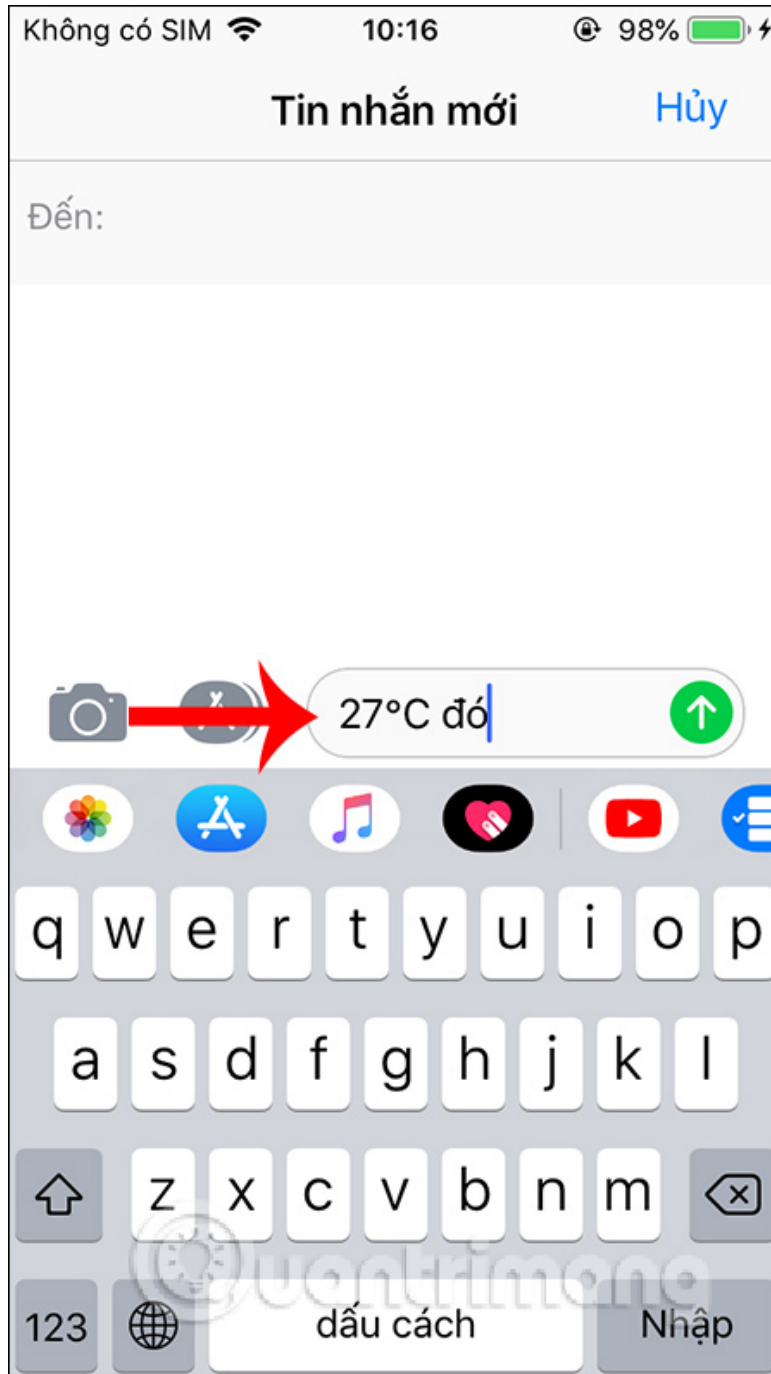
97%

Tin nhắn mới

Hủy

Đến:





On an Android device , open the keyboard and then type **in? 123** to open the numeric keypad. Click on **the = icon** to open the second keyboard interface. Then the user will see **the symbol** for inputting content.

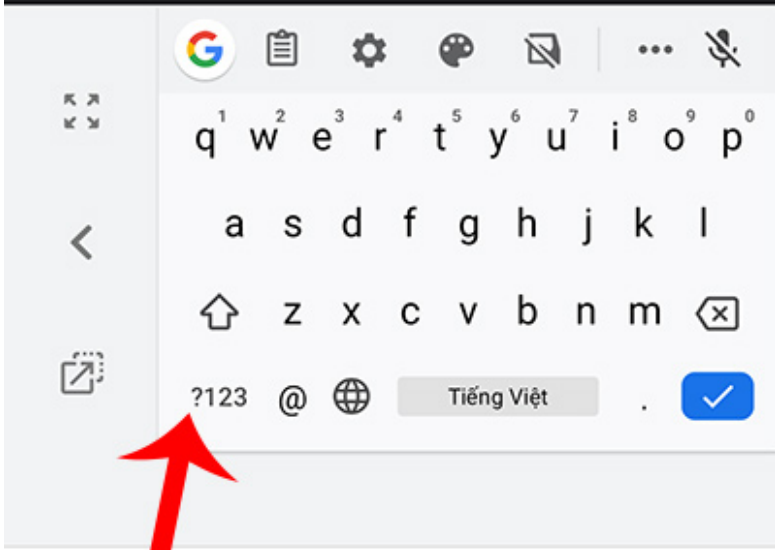
10:20

74%

← Cuộc trò chuyện mới

Tới Nhập tên, số điện thoại hoặc email

+ Bắt đầu cuộc trò chuyện nhóm



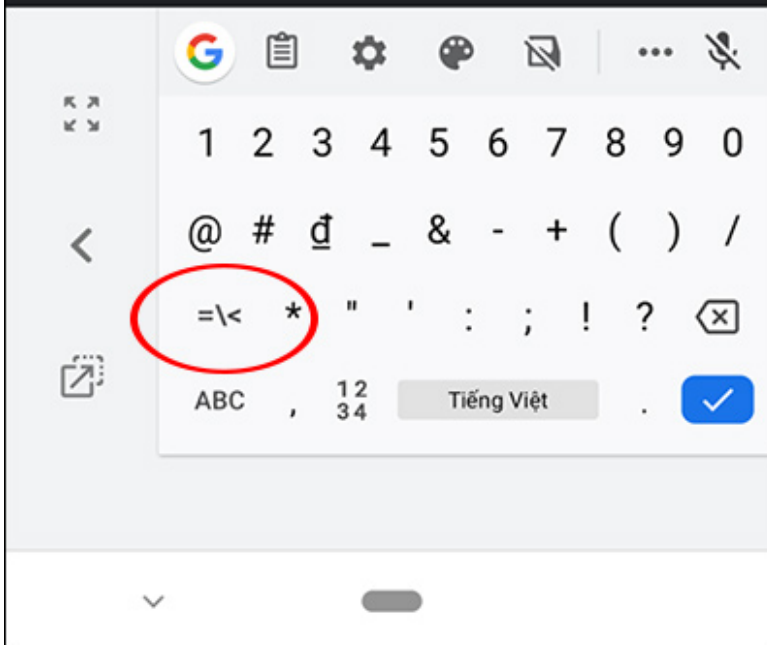
10:39

73%

← Cuộc trò chuyện mới

Tới Nhập tên, số điện thoại hoặc email

+ Bắt đầu cuộc trò chuyện nhóm



10:24

73%



Tới

@127376



10:23

Cuộc trò chuyện với @127376



Mai nhớ thêm áo nhé 20° thôi



SMS



thôi

thơ

thở



q¹ w² e³ r⁴ t⁵ y⁶ u⁷ i⁸ o⁹ p⁰



a s d f g h j k l



↑ z x c v b n m ↵

?123



Tiếng Việt

.



Quangtriviet

So you have more options to write the C symbol on computers as well as on phones. With computers, users have many different ways to perform, depending on the suitability in each way with the content that you are doing.

I wish you successful implementation!

You finished reading the article "**How to write a degree symbol in a computer or phone**" edited by the [TipsMake](#) team. We hope this article has provided you with many useful tech tips and tricks. You can search for similar articles on tips and guides. Thank you for reading and for following us regularly.