

How to watch YouTube videos faster without downloading.

We'll share a trick to watch YouTube videos faster without loading, at speeds exceeding the standard rate. Follow the instructions and steps to watch YouTube more quickly!

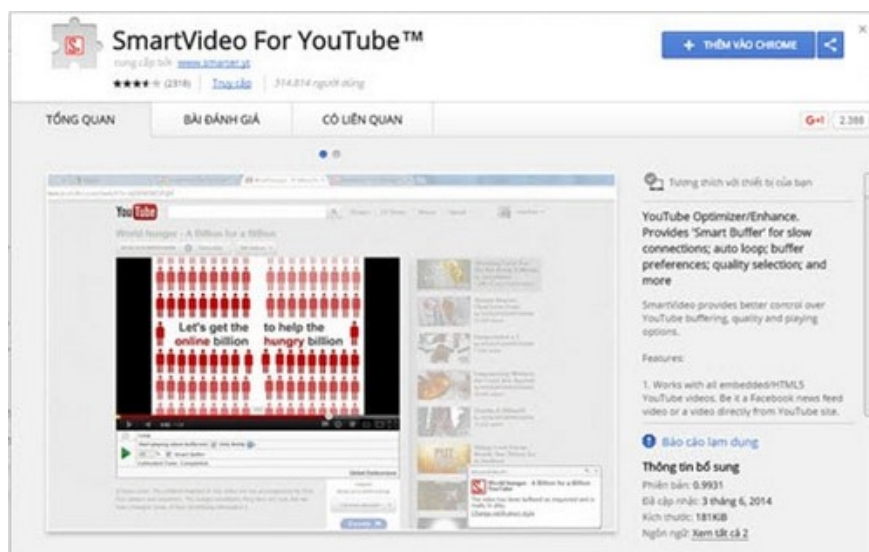
Millions of people spend their free time watching online videos on YouTube every day , and we've realized that YouTube is the world's largest online video platform. However, YouTube's biggest problem right now is its loading speed.

How to watch YouTube videos faster without downloading.

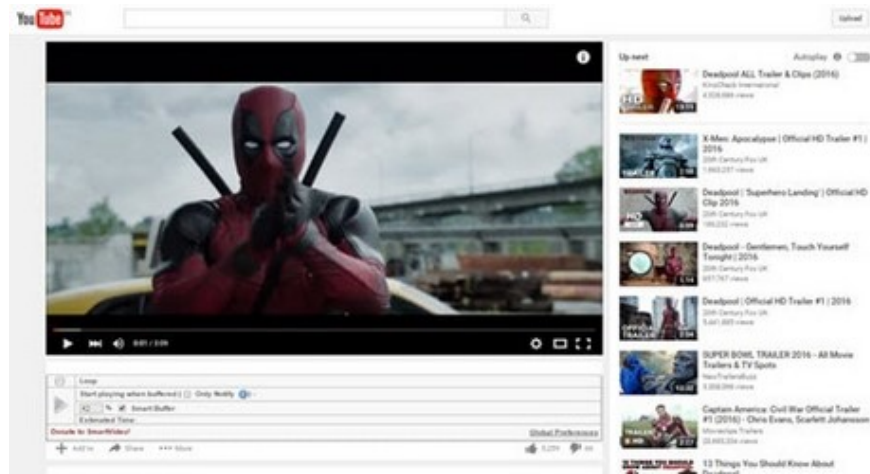
Below is a method to download YouTube videos faster than the standard download speed. In fact, this download speed depends not only on your internet connection speed but also on many other factors. Please follow these instructions:

Step 1: Download and install the extension: **SmartVideo for YouTube**

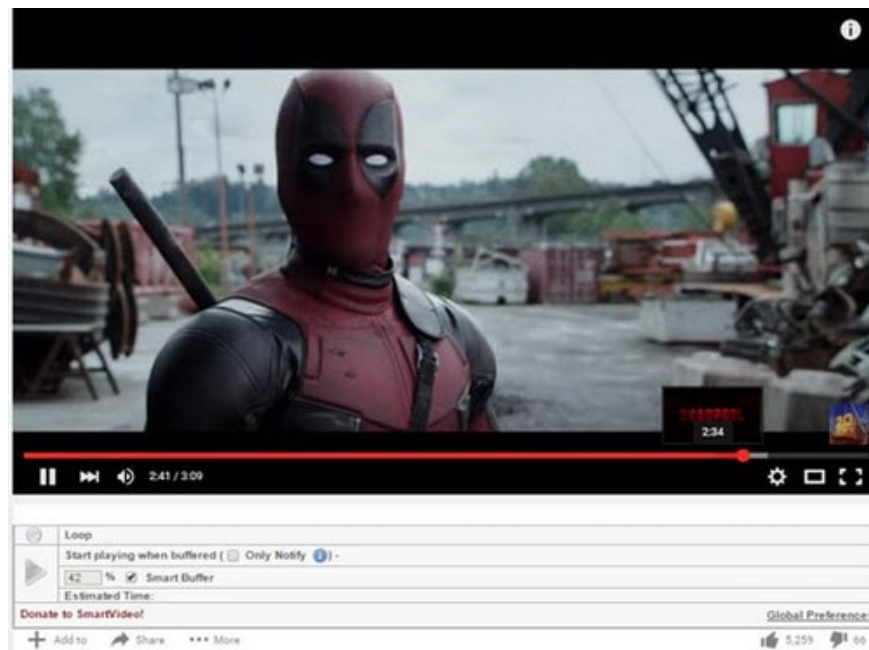
Download link:



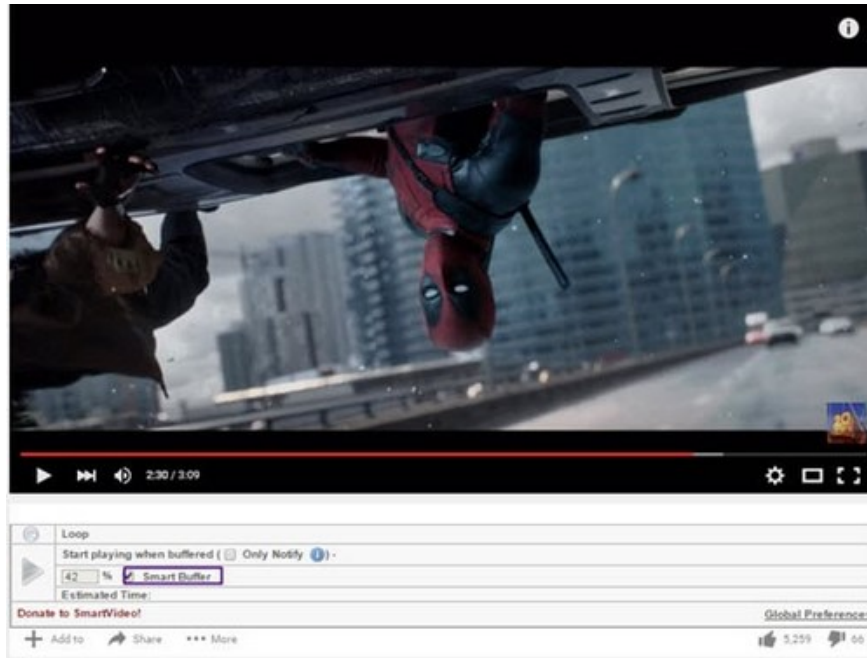
Step 2 : Open YouTube and play any video; you will see several options below the video.



Step 3 : Click **Global Preferences** in the bottom right corner of the screen, then check the **Smart Buffer** box .

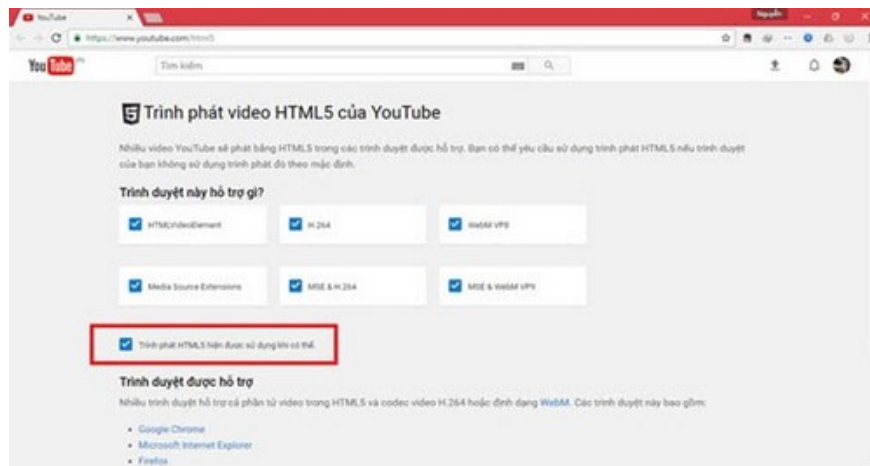


After completing these steps, you will notice that videos on YouTube load faster.

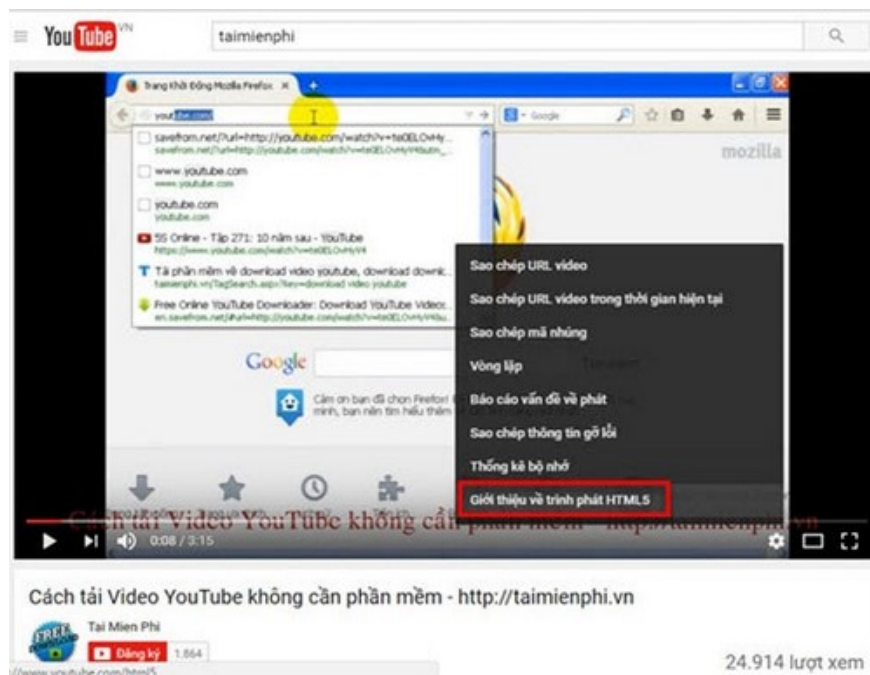


Use HTML5

This is one of the alternatives to Flash Player. HTML5 uses less memory and works on most browsers, including Android. You need to enable HTML5 to enjoy YouTube videos at a much better speed than Flash Player. You can access it [HERE](#) and tick the box next to **"HTML5 player currently in use when available."**



If you want to check if HTML5 is enabled, you can go to any video on YouTube and right-click on it. If you see the text 'About HTML5', it means HTML5 is enabled in your browser.

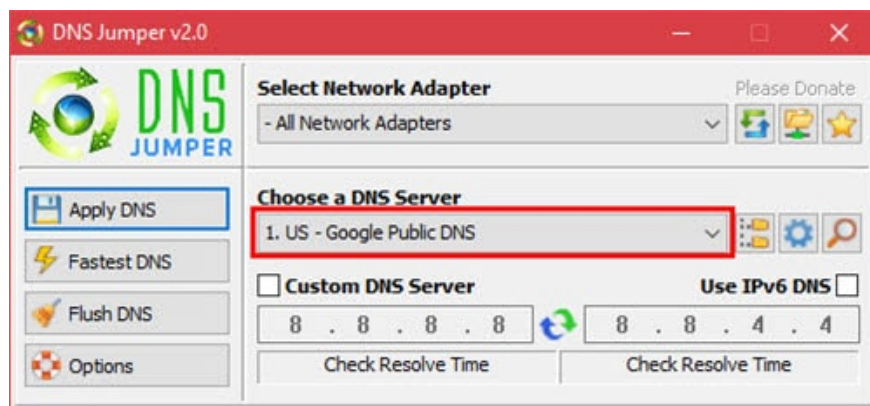


Use Google DNS

The default DNS assigned to you limits your internet speed on the network infrastructure of that area. However, changing from the default DNS to Google DNS will significantly speed up your internet connection.

To use Google DNS, you can download the DNS Jumper software to your computer.

On the DNS Jumper interface, select the US – Google Public DNS server.



Above are some ways to watch YouTube videos faster without downloading them. These actions can increase the cache memory and force YouTube to send data faster. This significantly increases YouTube's download speed. If you have any other tricks to speed up YouTube video downloads, please share them. Or, if you have a more stable internet connection, you can download YouTube videos to your computer without using any software.

You finished reading the article "**How to watch YouTube videos faster without downloading.**" edited by the [TipsMake](#) team. We hope this article has provided you with many useful tech tips and tricks. You can search for

similar articles on tips and guides. Thank you for reading and for following us regularly.
