

How to Visit Rainbow's End in Auckland, New Zealand

Rainbow's End, New Zealand's premier Theme Park is located on the North Island in Manukau. With more than 20 rides and attractions, there's something for everyone 365 days a year! Read on from step number one to find out more about...

Part 1 of 8:

Creating Your Itinerary



Plan your visit. Like many theme parks, Rainbow's End is busy during the school holidays. Christmas Day is the one day the park is closed but you can expect it to be busy throughout the summer months. Located at 2 Clist Crescent, Manukau, Auckland, some of the park's attractions are weather dependent so if you want to visit in July or August, remember some rides may not be running due to snow, rain or high winds. The park is open from 10:00am to 5:00pm daily.

2.



Understand that whilst Rainbow's End is New Zealand's premier theme park, it's also NZ's only theme park and nothing like internationally recognised parks such as Disney World. The rides are all within the one park as a whole or in Kidz Kingdom.

3.



Check the park's website or local media to find out about special events. Events occur frequently, if not regularly. Matariki is recognised, sometimes with celebratory family tickets.

4.

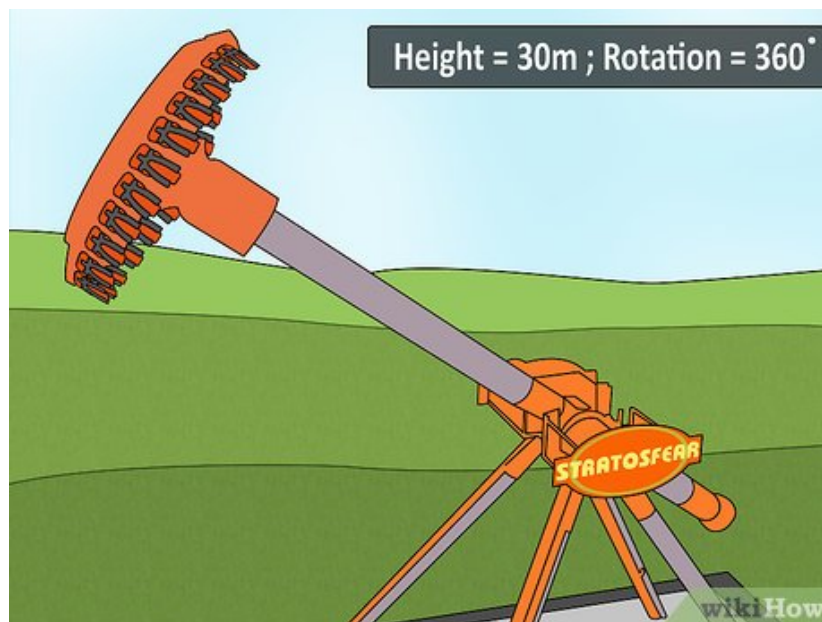


Decide which attractions you most want to visit. You'll enjoy your day more if you don't feel like you've missed out. If you're keen to go on rides that don't have lots of seats, like the karts and the log flume, get to those early in the day and work your way toward the rides with more capacity such as Invader or Stratosfear.

Part 2 of 8:

Seeking Thrills

1.



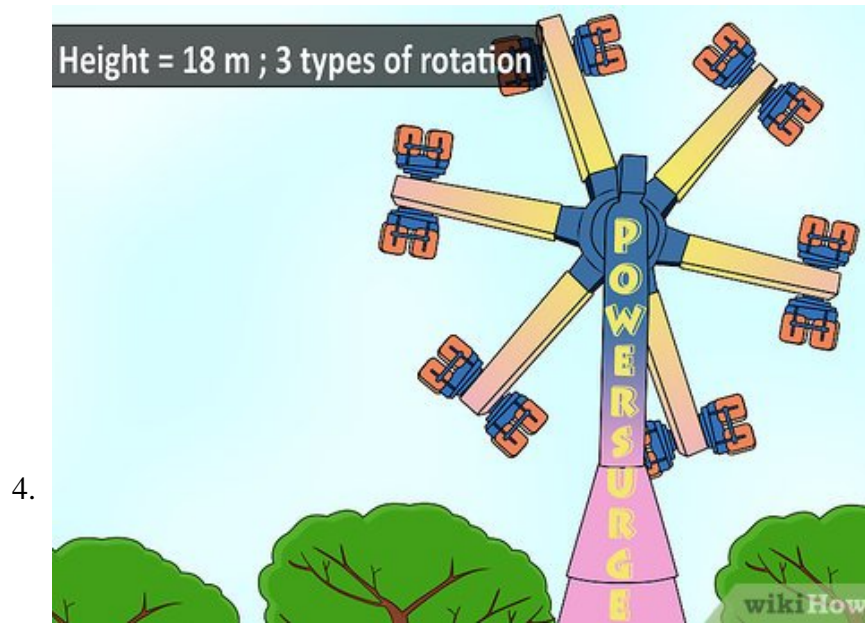
Ride Stratosfear. Publicised as the park's scariest ride it is 30 metres high at the highest point, has a 360 degree swing angle and will get the blood rushing to your head as you spin upside down with your fellow 29 riders.



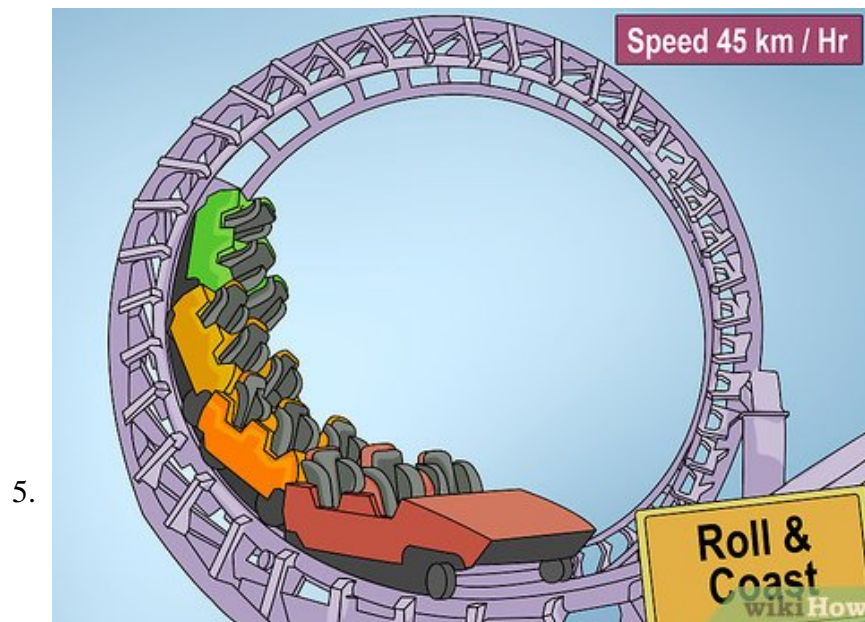
Take a turn on Invader. This ride is a combination of a roundabout, and roller coaster! You'll spin around whilst travelling along a 80 metre track at up to 70 km/h (43.5 mph).



Try Fearfall. At 18 stories to the top, you will have plenty of time to think about how there's only one way down! You may of seen this ride on the popular comedy show Jono and Ben. They often attempt to interview celebrities, with varying success, on this ride.



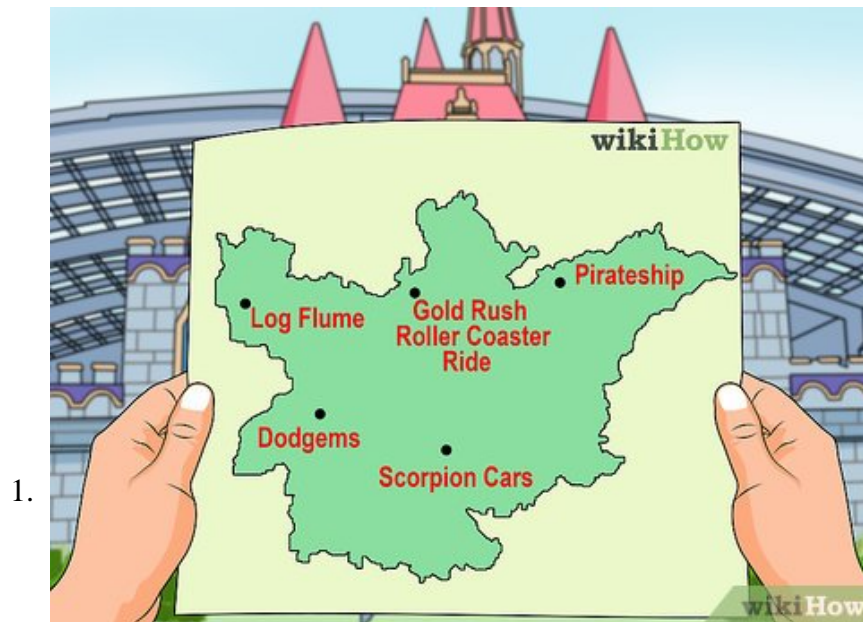
Ride Power Surge. 18 metres high with three types of rotation, this will put you in a spin. Pick your partner carefully as you'll be sitting side by side, isolated from the other 22 riders.



Roll and coast! Try the Corkscrew Roller coaster. At a maximum of 45 kilometres per hour you'll drop, loop and go through not one but two corkscrews.

Part 3 of 8:

Seeking Some Excitement



Try out the exciting and slightly less extreme rides. At Rainbow's End these are:

1. Log Flume
2. Gold Rush Roller Coaster Ride
3. Pirate Ship
4. Dodgems
5. Scorpion Cars (Go karts)

Part 4 of 8:


Checking Out the Other Attractions



Drive the Bumper Boats or Family Karts, see a show in the Motion Master or see if you can get lucky at the Future-tainment Arcade or Crazy Sideshows.

Part 5 of 8:

Visiting Kidz Kingdom



Remember If you've got under the age of eight children to entertain, they'll likely love the Space Shuttles, Carwash Convoy, Carousel and other 'kiddie' rides and attractions. There's Comfy Land and Tiny Tots for those who like to just play not ride and check out the Dixie Chickens Show if you just want to relax and watch something for a while.

Part 6 of 8:

Arranging Your Transportation and Accommodations

1.



Determine your budget. Factor in transport costs, eating at the park, purchasing souvenirs and accommodation if you don't live nearby or need to travel home more than a few hours.

Part 7 of 8:

Saving Time and Money at the Park

1.



Look for reduced prices for buying in advance. Check the website for family and group deals. Often, you can save money not paying for tickets at the gate and will save buying online.

2.

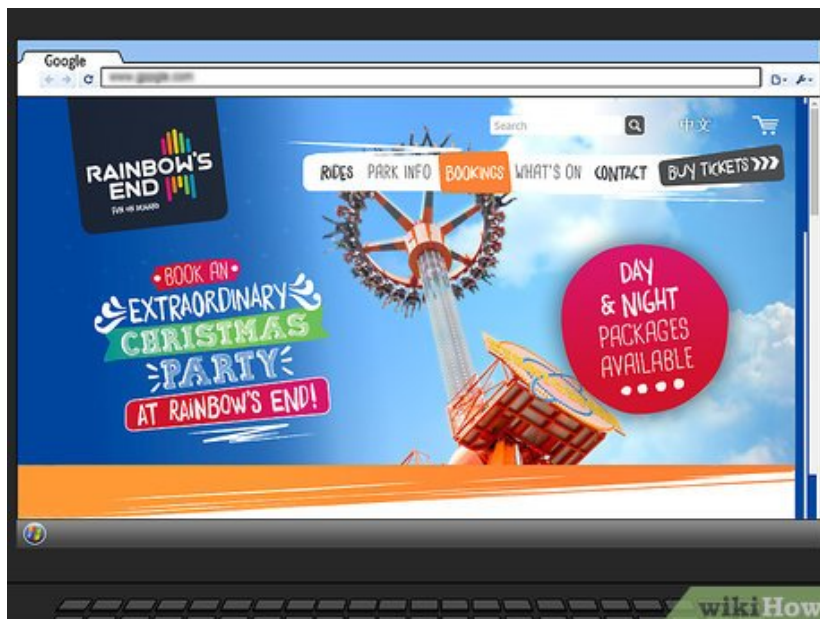


Take your own food and drinks if you wish. Be aware that branded food (packets of chips, for example) are not permitted, unless they are for park guests with special dietary requirements. Make your own sandwiches, pies, sausage rolls, etc. or take your favourite brands out of the original packaging.

Part 8 of 8:

Tailoring Your Visit

1.



Keep in mind the park offers many options. Among these are:

1. birthday party packages
2. conferences and meeting options
3. team building packages

4. night and day packages

You finished reading the article "**How to Visit Rainbow's End in Auckland, New Zealand**" edited by the [TipsMake](#) team. We hope this article has provided you with many useful tech tips and tricks. You can search for similar articles on tips and guides. Thank you for reading and for following us regularly.
