

How to view Youtube videos from a floating window on Chrome

To pin YouTube videos under the screen, watch Youtube videos from the minimized window, we can use the Iridium utility on Chrome.

For easy watching of YouTube videos, many people choose to pin YouTube videos under the screen, or watch Youtube videos from the minimized window. This small video window will show up on your computer screen, whether you have access to any web page or any screen. Currently Coc Coc has integrated YouTube video pinning feature under the screen. As for Google Chrome browser, users can use some utilities such as Iridium.

The Iridium utility will help you watch videos from the thumbnail window at the bottom of the screen, always showing up on the Youtube screen. Besides, the Iridium utility also offers many other options when users play Youtube videos. The following article will guide you how to use the Iridium utility on Chrome

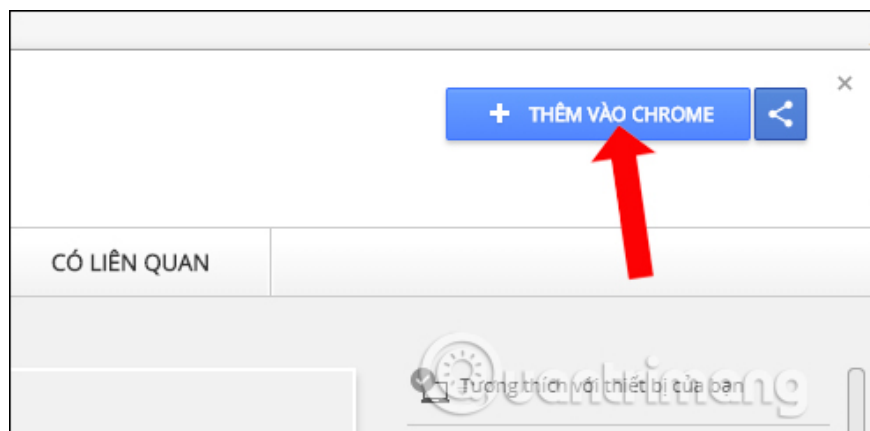
1. 7 ways to download videos on Youtube quickly and simply
2. How to play live video on YouTube?
3. Fix Flash errors when watching videos on YouTube

How to embed Youtube under the screen on Chrome

Step 1:

You can access the link below to install the Iridium utility on Google Chrome browser. We install the utility as usual, click **Add to Chrome** to install.

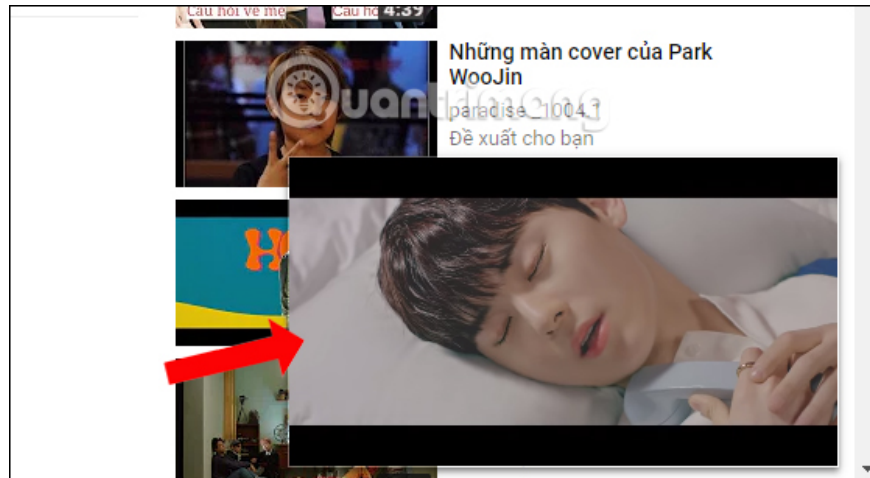
1. Download the Iridium Chrome utility



Step 2:

Open Youtube and watch any videos you like. As long as you scroll down, you will see the video playback frame under the screen with a small size, on the right of the screen. This window will work on all Youtube screens and only turn off when we close it ourselves.

We can move the window to different locations on the YouTube screen.



Step 3:

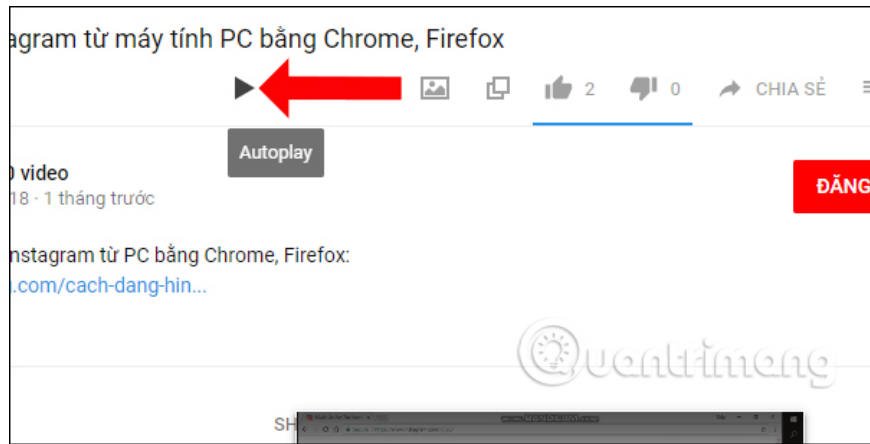
When users watch videos on Youtube channel, the widget will also display the **total number of videos of the channel** to the right of the channel name.



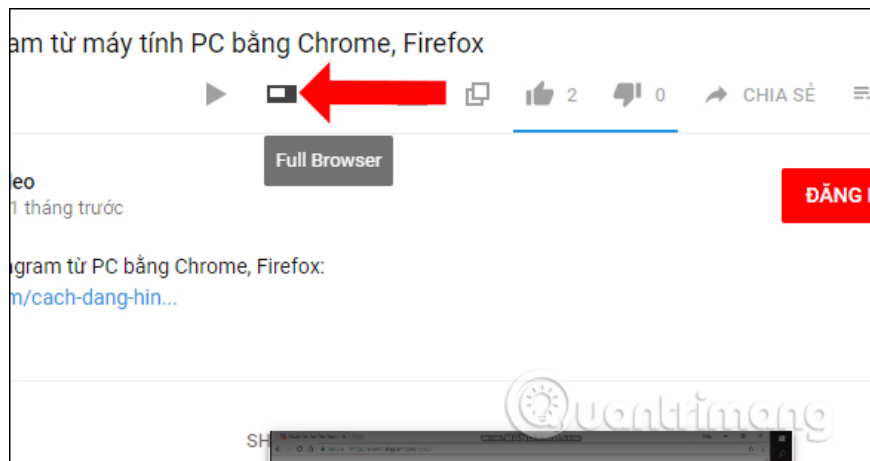
Step 4:

When playing videos, users will have some additional buttons to provide different functions.

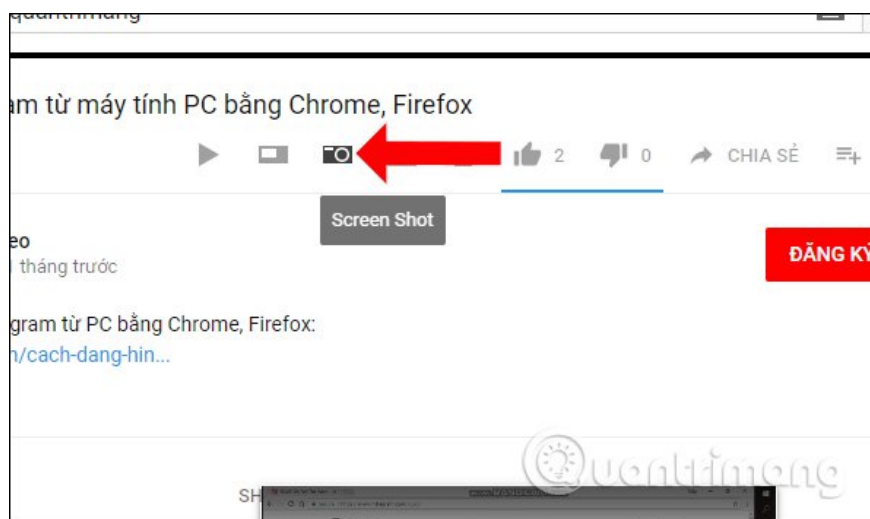
When clicking **the Autoplay button**, automatically plays the video when opened, but the utility defaults prevent spontaneous playback, this function is different from automatically playing the next video.



The **Full Browser** button will open the browser full frame video playback frame.

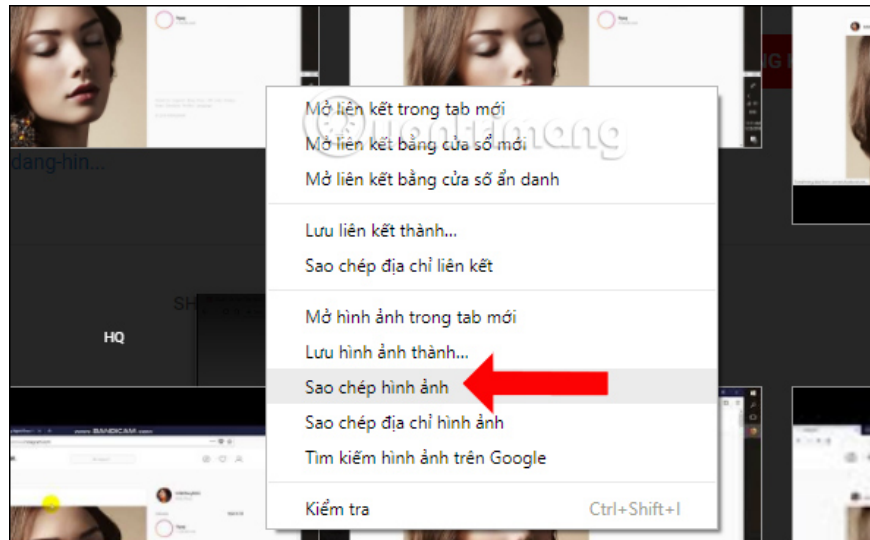


Screenshot button to take a screenshot of the video screen. Then you just need to select the folder to save the image. Photos will be saved in **PNG format** .

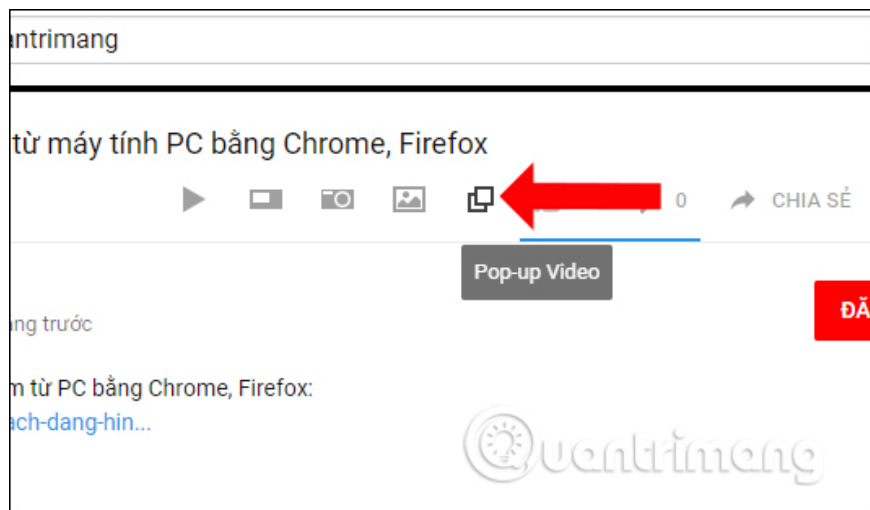


Thumbnails button will view all thumbnails of the video with many sizes like HQ720, SD, HQ, . To save the image click on the thumbnail image to save and select Save image as . or you can click Star Copy pictures to edit

on the software.

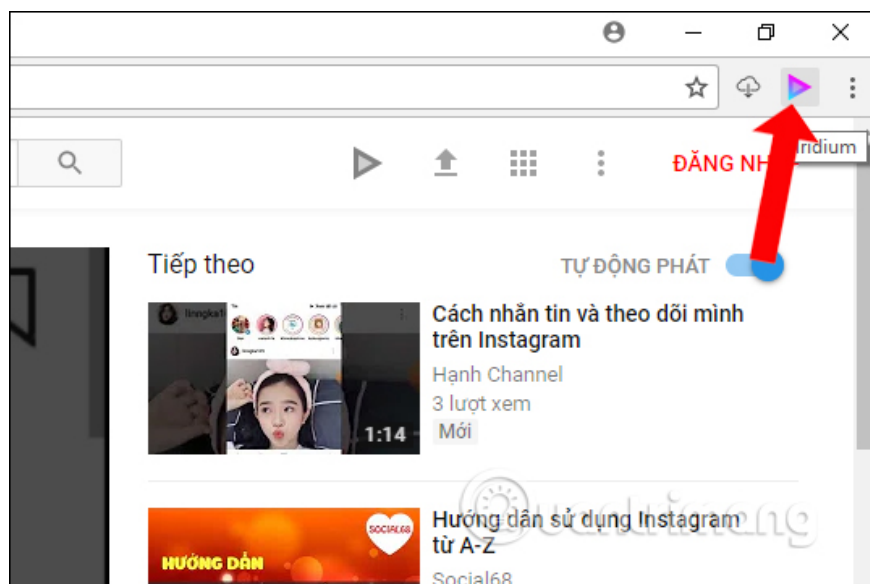


Pop-up Video button to open YouTube video in a separate window.



Step 5:

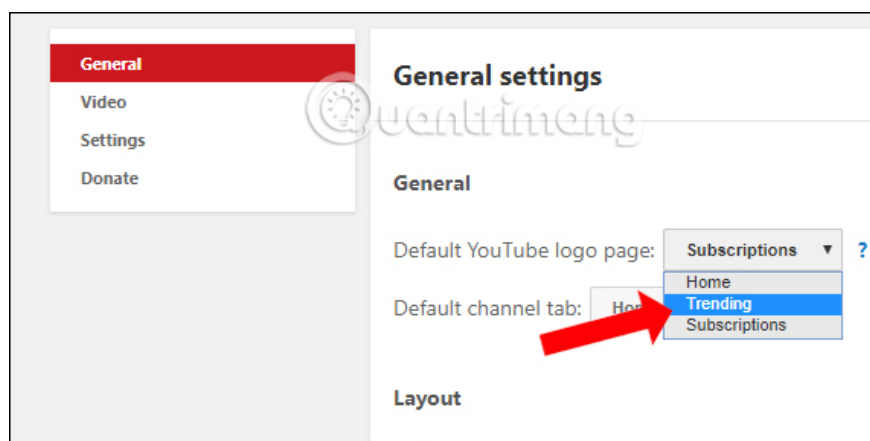
To see more advanced options, click **the Iridium icon** on the address bar.



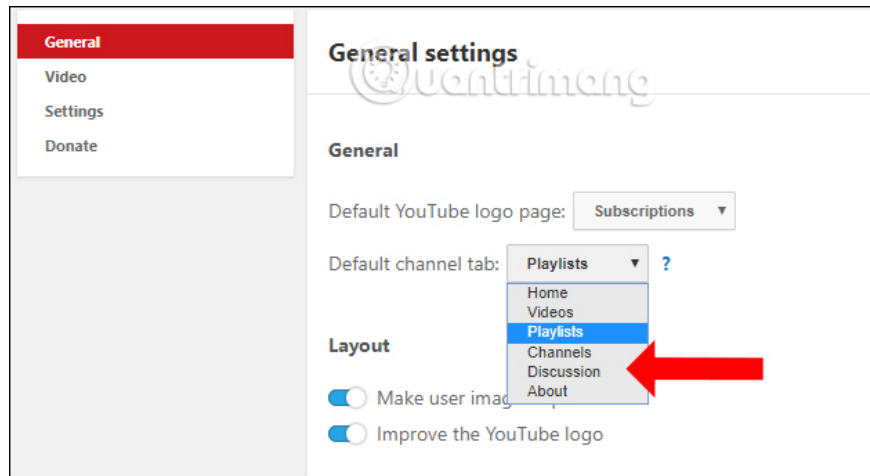
Step 6:

Switch to the new interface, click on **the General tab** on the left side of the interface and look to the right. Here you can change the default page when clicking the YouTube logo. Clicking on the YouTube logo will usually be taken to the service homepage.

However, through the Iridium utility on Chrome we can change the page to Trending (trend video page), Subscriptions (the page you subscribe to), at the **Default YouTube logo page** .

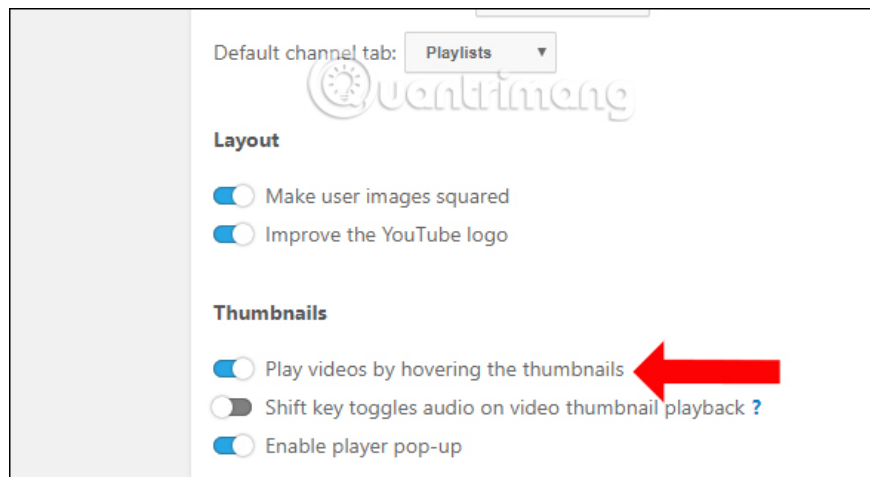


At the **Default channel tab** , you can change the item until clicking a channel can be a playlist, community, channel, referral, . compared to the default is the channel home page.



Step 7:

Go to the **Thumbnails** section , if the user wants to watch the video from the thumbnail, turn on the **Play videos by hovering the thumbnails** option and then hover over the thumbnail to view it.



So with the Iridium utility on Chrome browser, users can watch Youtube videos under the thumbnail screen, anywhere on the Youtube interface. In addition, the Iridium utility also offers a number of options such as video screen capture, Youtube video avatar, .

See more:

1. Instructions on how to create a YouTube Channel
2. How does YouTube get a black screen error on the browser?
3. How to create subtitles for YouTube videos quickly and simply

I wish you all success!

You finished reading the article "**How to view Youtube videos from a floating window on Chrome**" edited by the [TipsMake](#) team. We hope this article has provided you with many useful tech tips and tricks. You can search for similar articles on tips and guides. Thank you for reading and for following us regularly.