

How to view website passwords saved on Chrome Android

On Google Chrome 62 Android, the saved password view feature is updated. Users can check saved passwords of any website.

On the latest version of Google Chrome 62 Android, users can view saved website passwords easily with a few simple steps.

This is considered an upgrade feature that gives users more convenience, when you previously could only view the website password with Google Chrome web version feature available. Or users have to log in to their Google account on the phone, then go to Google's password archive page to view it. But on Chrome 62 we can view it directly in the app, check the password of any saved website.

Note to users:

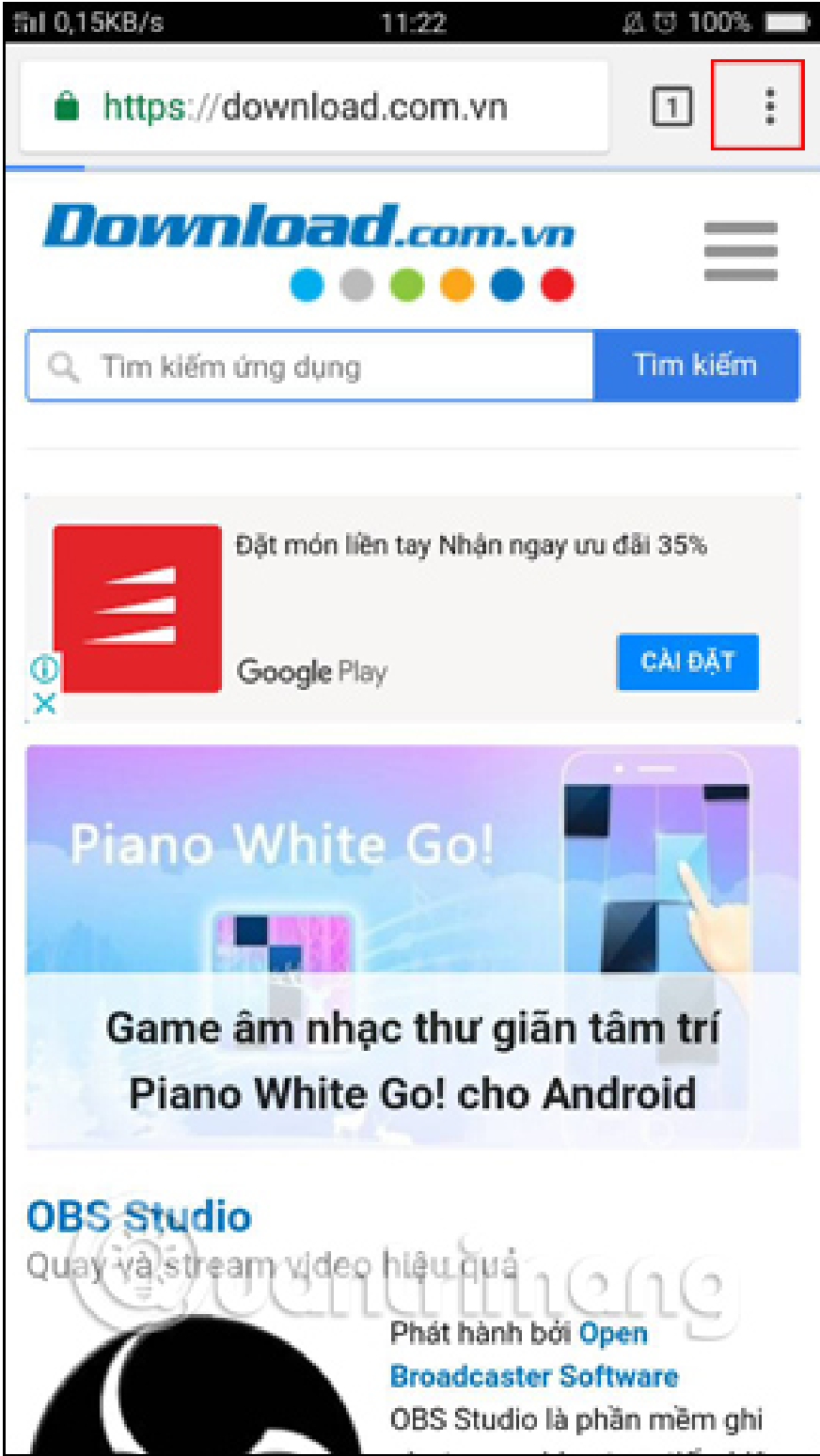
1. The password view feature on Chrome 62 will apply when the Save password feature is enabled.
2. The password can only be viewed when the screen lock is turned on.
3. Account and password screenshots cannot be captured because Chrome is turned off to keep information secure.

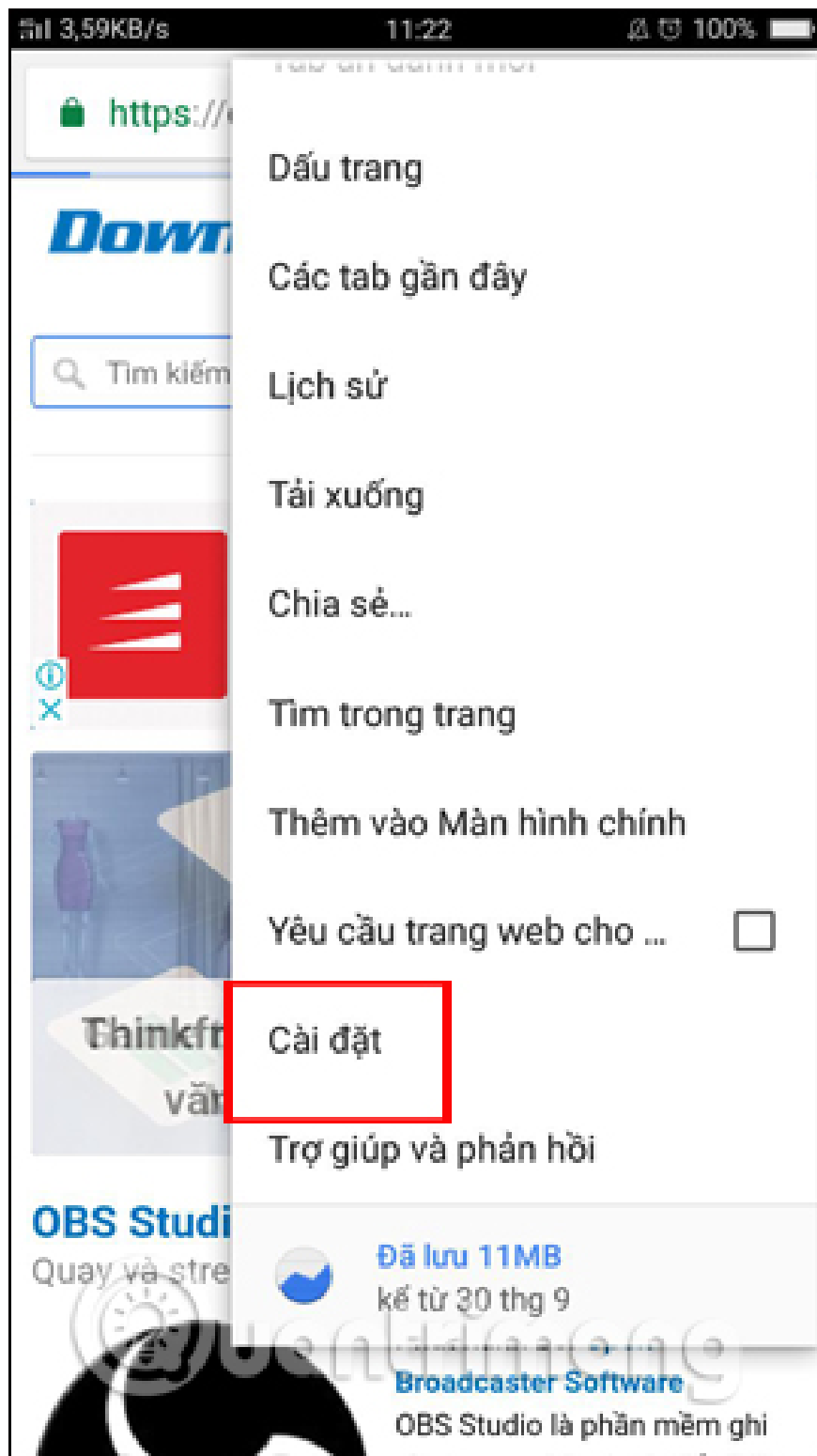
How to view website password on Chrome 62 Android

1. Download Google Chrome 62 Android

Step 1:

First, open the interface on the Chrome browser, then click **the 3 vertical dots icon** in the top right corner. Then, click on the **Install** option.





Step 2:

Then, on the Settings interface click on the **option Save password** has been enabled as shown below. Switch to the **Password Password Save** interface, below you will see all the web pages that have saved passwords on Google Chrome. Click on the website to view the password.



Cài đặt



Đăng nhập vào Chrome

Đăng nhập để nhận dấu trang, lịch sử, mật khẩu và các cài đặt khác trên tất cả các thiết bị của bạn

Cơ bản

Công cụ tìm kiếm

Google

Tự động điền và thanh toán

Lưu mật khẩu

Bật

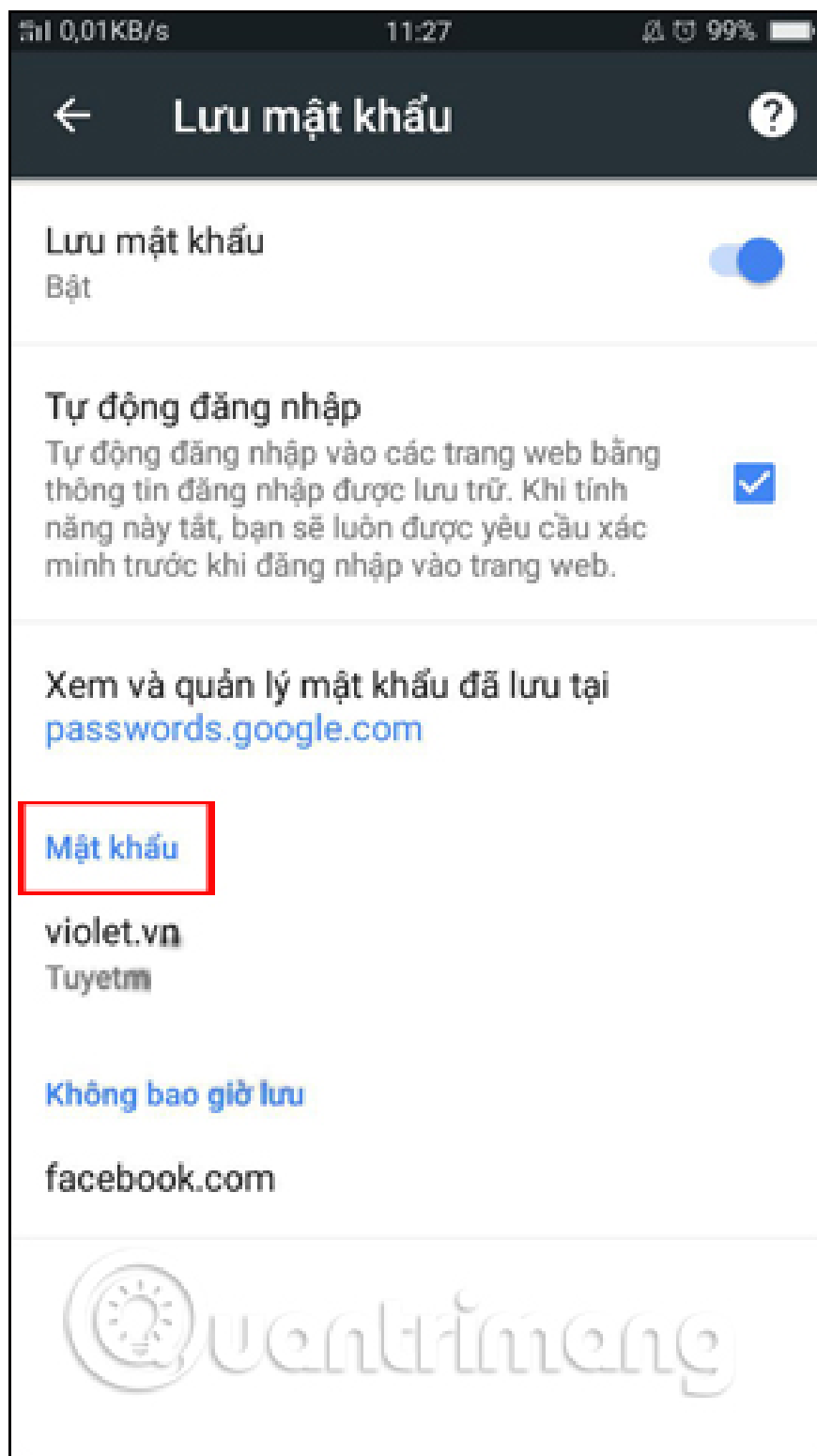
Nâng cao

Bảo mật

Truy cập

Cài đặt trang web





Step 3:

Switch to the saved Password interface. The website with the saved account and password will be in the form of a dot character. To view the saved website password on Chrome, click **the eye icon** .

Then Google Chrome browser will ask users to **enter password lock** or access fingerprint, to ensure safety. When you enter it correctly you will see the saved password for the website on Chrome 62.



Mật khẩu đã lưu



Trang web

violet.vn



Tên người dùng

Tuyet



Mật khẩu

.....



Mật khẩu của bạn

Hủy

Hãy nhập mật khẩu.

— — — —

1

2

3

4

5

6



8

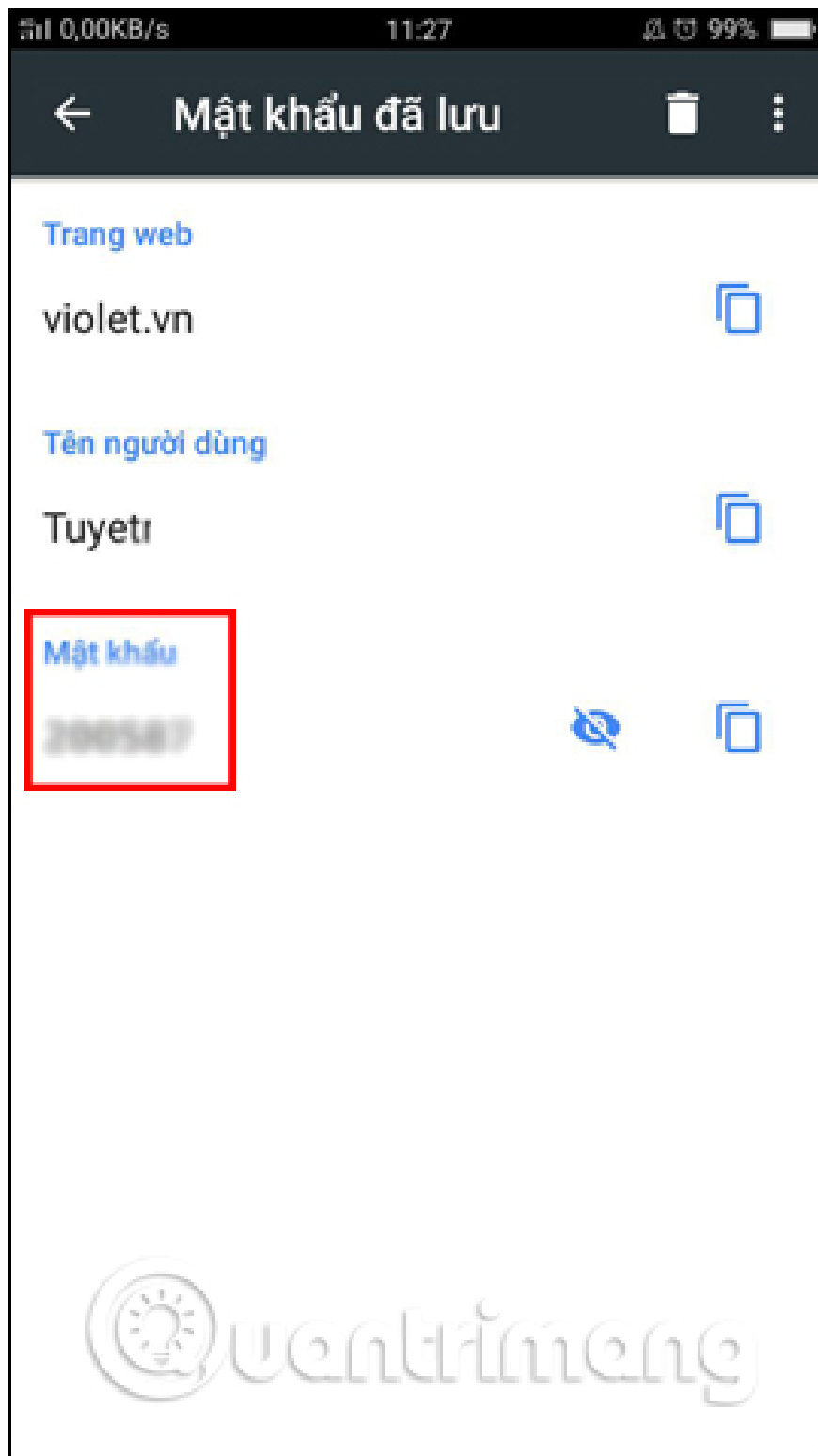
9

C

0



Quantrimang



So, now you can see the passwords of websites saved on Chrome Android, without having to access the Google account as before. The password will be secured when users need to enter the correct lock password or fingerprint. However, we also need to pay attention to the Save password feature and view the password on Chrome when lending equipment to others.

I wish you all success!

You finished reading the article "**How to view website passwords saved on Chrome Android**" edited by the [TipsMake](#) team. We hope this article has provided you with many useful tech tips and tricks. You can search for similar articles on tips and guides. Thank you for reading and for following us regularly.
