

# How to view UDID of iPhone XS and iPhone XS Max

Viewing UDID codes of iPhone XS and iPhone XS Max is not the same as previous iPhone models.

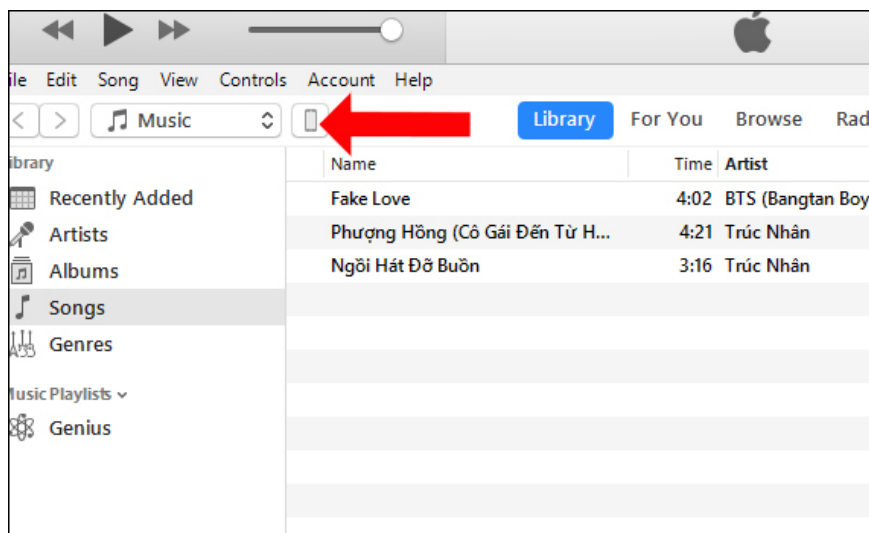
UDID is a string of numbers and characters attached to each device iPhone, iPad and iPod Touch. This sequence will be used to track data, register devices in the portal to test applications or install iOS beta versions.

Taking the UDID character sequence with devices from iPhone X or below is similar. But from the iPhone XS and iPhone XS Max versions, the way to view UDID is much more difficult and complicated. So how to get the UDID character array of iPhone XS, iPhone XS Max?

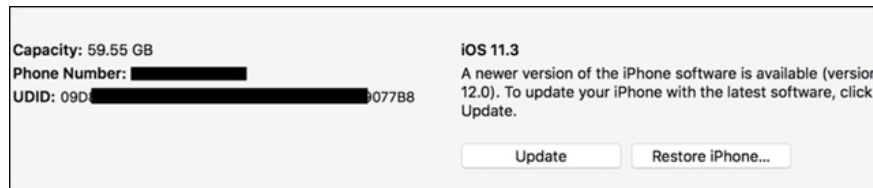
1. Check IMEI and check the origin of Android and iPhone phones
2. 6 steps not to be missed when choosing to buy an old iPhone
3. View iPhone configuration, check iPhone hardware information

## 1. How to view UDID on iPhone

Users need to connect iPhone, iPad or iPod Touch devices to Mac or Windows computers via iTunes. In the software information interface, click on **the device icon** at the top.



Click on **the Summary section** , then **click on the Serial Number** and UDID lines **sequentially** . UDID has about 40 characters including numbers and letters.



## 2. How to view UIDD range on iPhone XS, iPhone XS Max

### 1. On a Mac

#### Step 1:

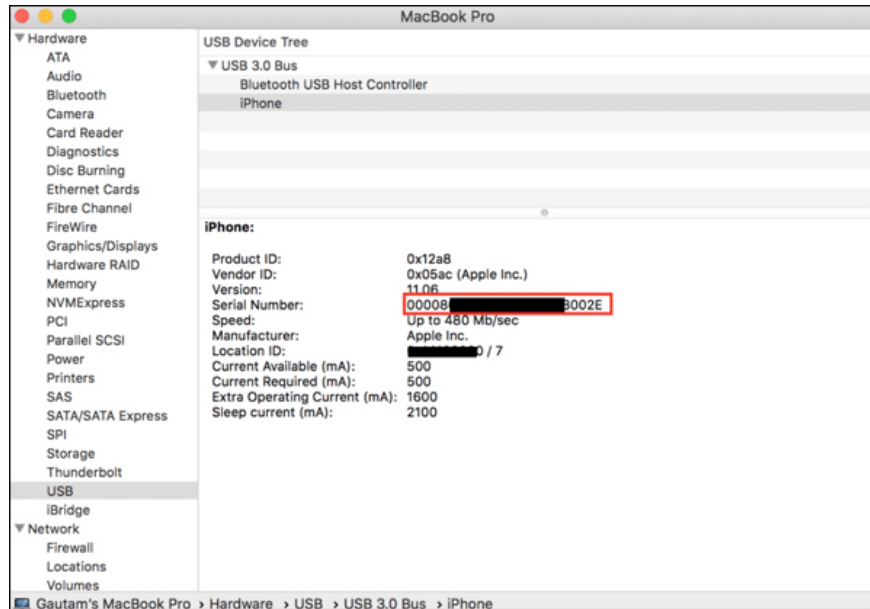
Users need to connect your iPhone, iPad or iPod Touch to a Mac computer. Click on **the Apple icon** on the tool menu, then select **About This Mac**.



#### Step 2:

Click on System Report and select USB. Look to the right and choose the device that is connecting your iPhone, iPad or iPod Touch. Scroll down to Serial Number and copy the serial number and add the character - after the

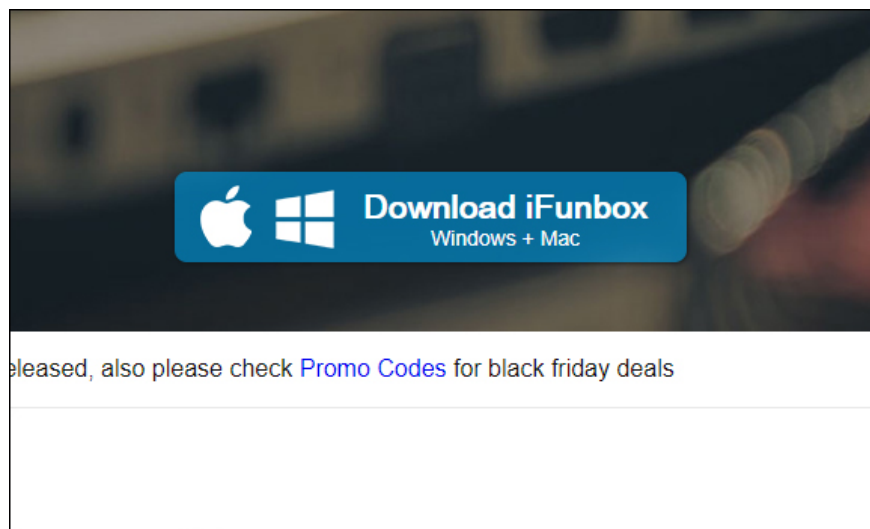
8th digit, UDID for iPhone XS and iPhone XS Max will be added.



## 2. On a Windows computer

With Windows computers, users can install the iFunBox tool to get UDID character ranges for iPhone XS and iPhone XS Max. Users download iFunBox tool according to the link below.

1. <http://www.i-funbox.com/>



Using iFunBox to view UDID ranges on iPhone will be simpler. However, if you use iFunBox on a Mac, it will not provide UDID characters, but must be viewed directly on a Mac.

See more:

1. Change the following 7 iOS settings to better Safari security
2. How to fix iPhone screen errors with color noise

### 3. Instructions for upgrading iOS 11 for iPhone, iPod Touch and iPad

I wish you all success!

You finished reading the article "**How to view UDID of iPhone XS and iPhone XS Max**" edited by the [TipsMake](#) team. We hope this article has provided you with many useful tech tips and tricks. You can search for similar articles on tips and guides. Thank you for reading and for following us regularly.

---