How to view saved passwords on Chrome

How to view saved passwords on Chrome. If you have used the Chorme browser and saved your password on it, there will be a simpler way to retrieve your password. Let's TipsMake.com go find out how to view the password saved on Chorme offline

Sometimes you accidentally forget the login password to a website, but you do not want to perform the 'Forgot password' operation of the Website in a very confusing and hassle way when you have to log in to Mail or send a message. about phone. If you have used the Chorme browser and saved your password on it, there will be a simpler way to retrieve your password. Let's **TipsMake.com** go find out ***how to view the password saved on Chorme*** offline.

Step 1:

(1) Click on the 3 dots in the right corner on the Chorme browser

(2) Select ***Settings / Settings*** .

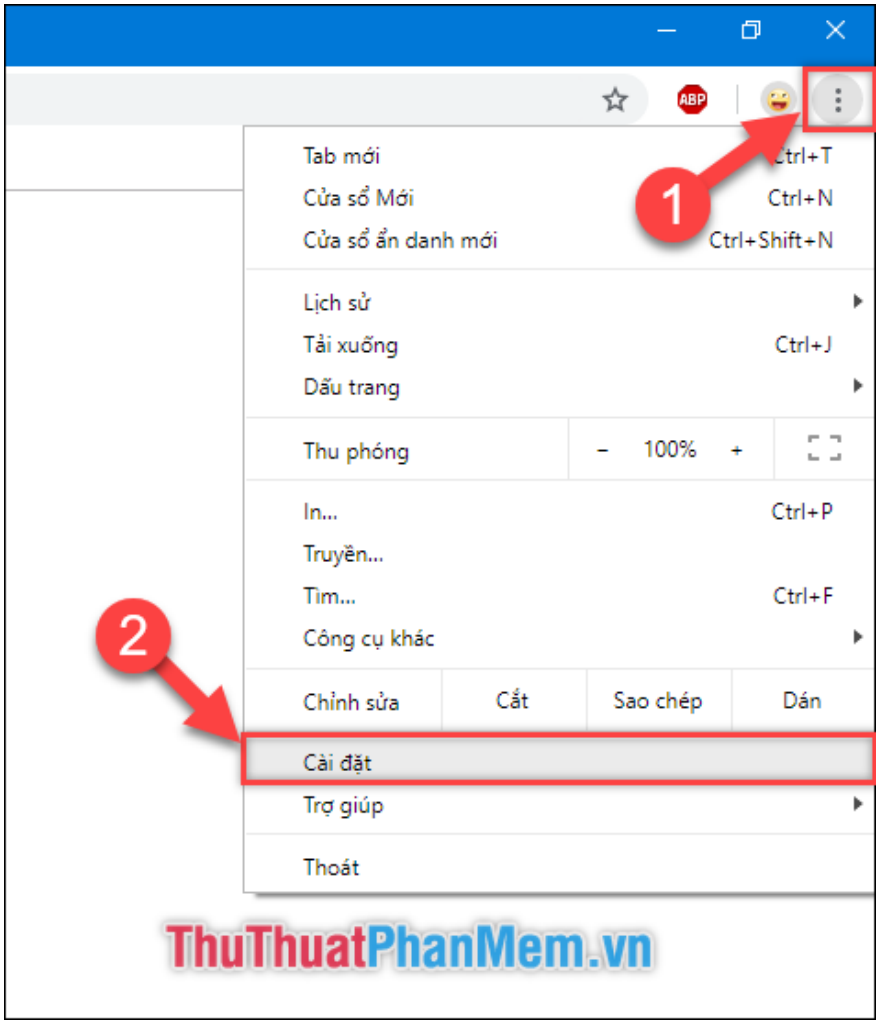

Step 2: You select the ***Password / Password*** tab.

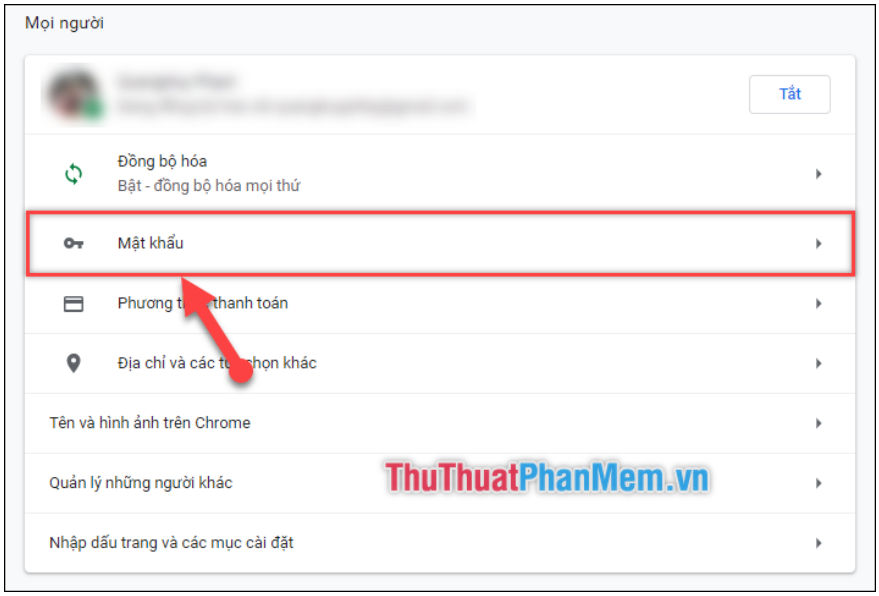

Step 3 : Here will display a list of Web sites that you have ever logged in and saved passwords.

(1) Click the eye icon to view the password you have saved at the respective website.

(2) If the list is too long, you can search the website here.

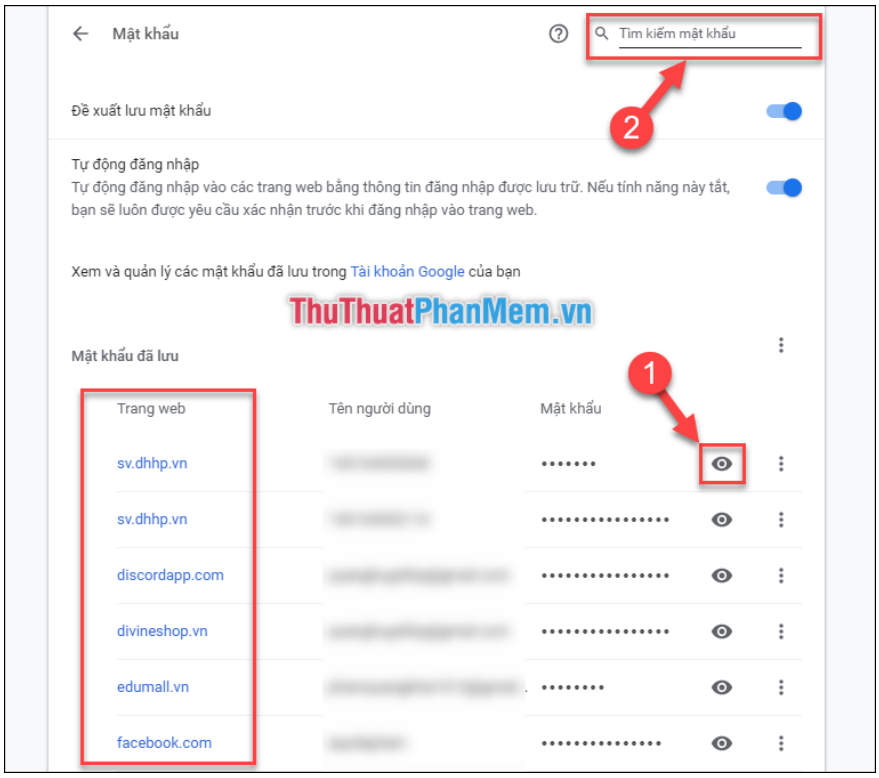

<u>Step 4</u> : After clicking the eye icon, a window will appear asking you to ***enter the computer / Windows password*** . Then select ***OK***

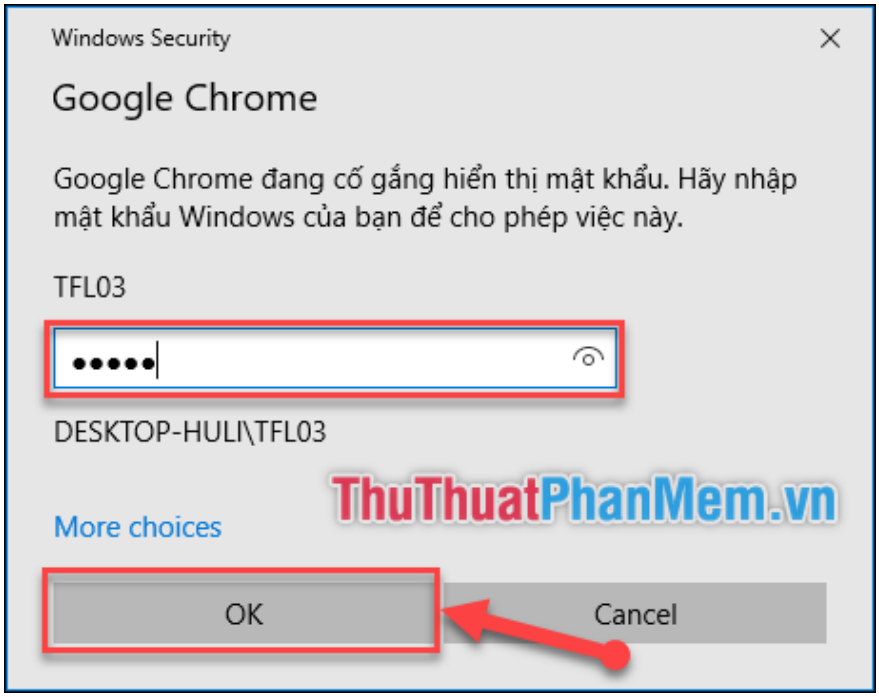

The password you saved will then be displayed. Very fast and convenient is not it.

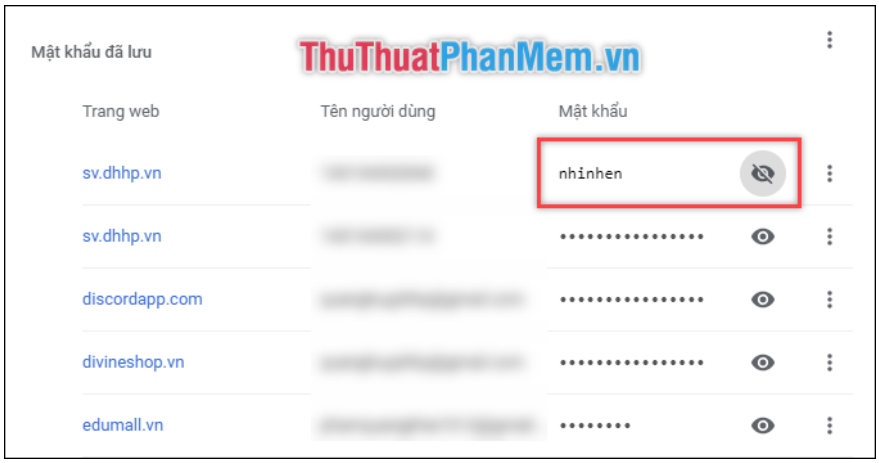

So is **TipsMake.com** has sent you how to view the password saved on Chorme. To ***delete the saved password*** , ***select the 3-mark icon at the bottom*** and select ***Delete*** . Good luck!

You finished reading the article "**How to view saved passwords on Chrome**" edited by the **TipsMake** team. We hope this article has provided you with many useful tech tips and tricks. You can search for similar articles on tips and guides. Thank you for reading and for following us regularly.

© 2019 TipsMake.com