

How to view multiple pages in Word at the same time

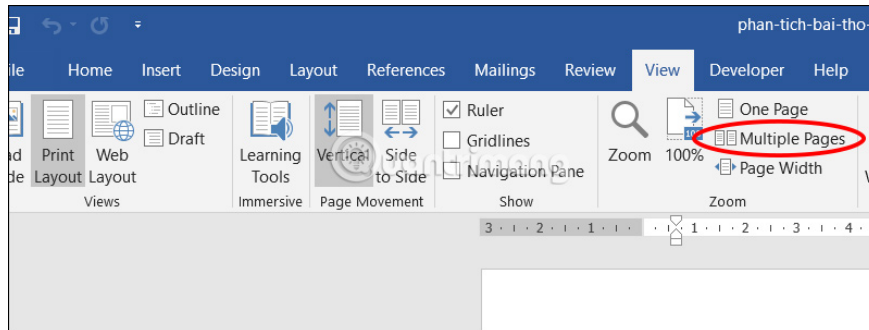
To easily view the content between multiple Word document pages, instead of having to scroll through each page or continuously click to zoom in and out of Word documents, users should use Multiple Pages mode to view multiple Word pages at the same time. at the time.

Although Word allows you to view 2 Word pages side by side, many people want to increase the number of Word pages viewed at the same time. Below are instructions for viewing multiple Word pages at the same time.

Instructions for viewing multiple Word pages at the same time

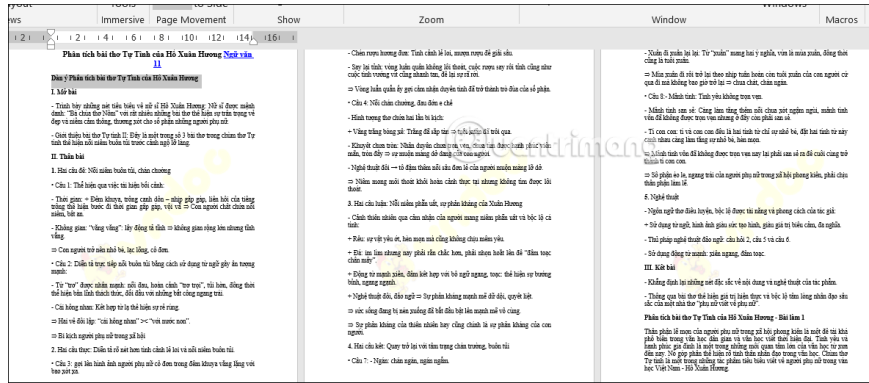
Step 1:

At the Word document interface, users **click on the View tab** at the top, then look down below and select Print Layout mode. Continue **clicking Multiple Pages in the Zoom section** .



Step 2:

Soon you will see Word automatically adjust to display multiple Word pages at the same time.

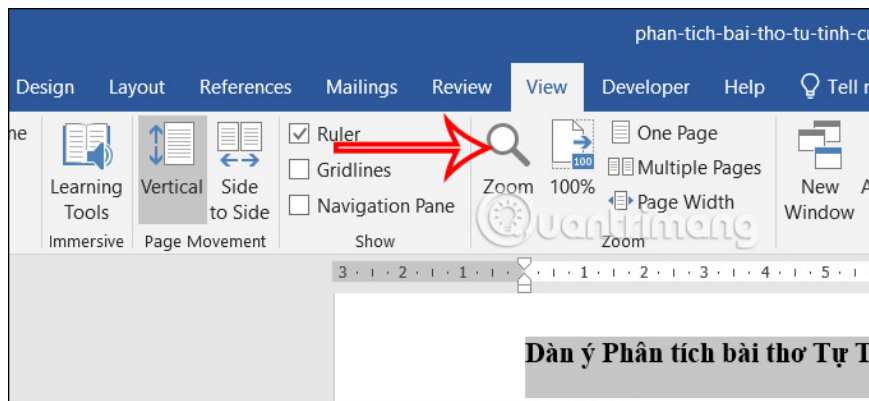


How to set the number of pages displayed at the same time in Word

The number of Word pages displayed depends on the size of the Word application window. We can adjust the number of pages displayed at the same time when in Multiple Pages mode

Step 1:

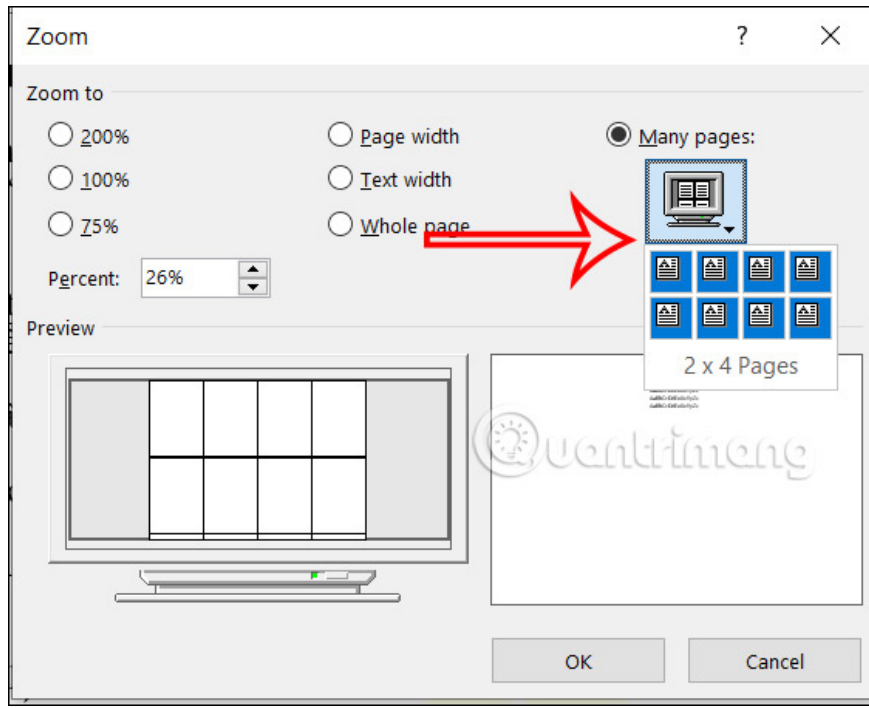
At the Word interface, also **click on the View tab** , then look down and click **the Zoom button** as shown.




Step 2:

Display interface to adjust the number of displayed pages. Here you **click on Many pages** to select multi-page view in Word, then select **the number of Word pages you want to display** at the same time. For example, choose to view 8 document pages in 2 rows at the same time.

Each option is changed and how it is applied in the Preview area on the right.

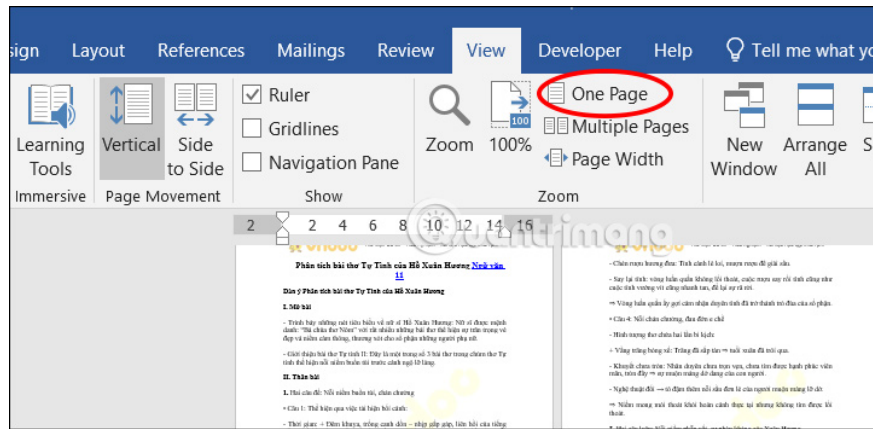


As a result, we see the Word interface displayed according to the number of pages installed for each row.

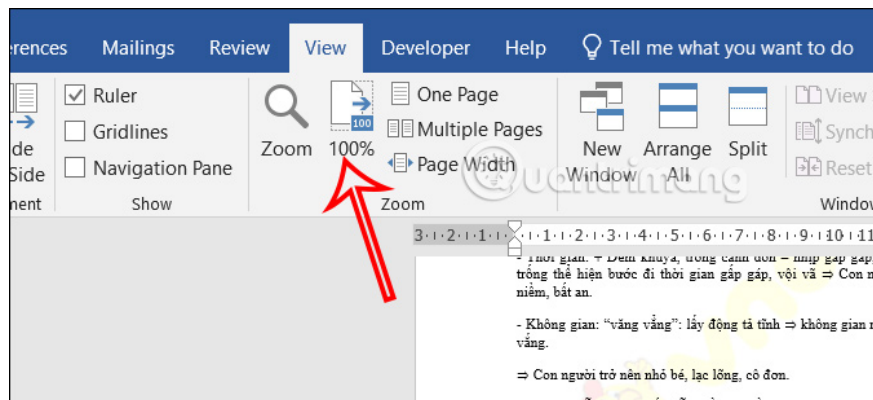


How to exit multiple Word page views at the same time

At the View tab in Word, click the **One Page** button in the Zoom group below to switch back to 1-page view in Word.



Finally, adjust to **100% mode** to see the full content of a page of text and you're done.



You finished reading the article "**How to view multiple pages in Word at the same time**" edited by the [TipsMake](#) team. We hope this article has provided you with many useful tech tips and tricks. You can search for similar articles on tips and guides. Thank you for reading and for following us regularly.