

How to View Blocked Numbers on Android

How you check blocked numbers on Android depends on your device and the app you're using. Each method lets you scroll through your blocked list and quickly add or select a number to unblock.

All modern Android phones have a block list to filter out unwanted calls. This helps you avoid being interrupted by scammers, stalkers, and robocallers. However, sometimes we need to contact someone we have accidentally blocked. The following guide will explain how to view blocked numbers on an Android phone and unblock them to ensure important calls get through.

How you check blocked numbers on Android depends on your device and the app you're using. Each method lets you scroll through your blocked list and quickly add or select a number to unblock.

1. How do you know if someone blocked your phone number?

1. Default Phone app

The pre-installed Android phone app is most commonly used to manage your list of blocked numbers.

Open the Phone app on Android. Tap the three-dot icon in the upper-right corner and select **Settings** .

Go to **Blocked numbers** .

← Settings

Call Assist

ⓘ Caller ID and spam

General

♿ Accessibility

🔍 Assisted dialling

🚫 Blocked numbers

👤 Calling accounts

📻 Call recording

☰ Display options

💬 Quick responses

🔊 Sounds and vibration



Scroll through the list you see, with the most recent calls first. Tap **the X** next to a number to unblock it.

Blocked Numbers

Unknown

Block calls from unidentified callers

You will no longer receive calls or SMS from blocked numbers.

Add a Phone Number

+1 206-580-1956 ×

+1 404-406-6323 ×

+1 810-896-6712 ×

+44 20 3514 1201 ×

+61 3 6146 0067 ×

+64 274 445 504 ×

+65 8975 9160 ×

+670 170 00715 ×



Tap **Add a Phone Number** to enter the number you want to block calls and messages from. On new devices, you can select a number from the list of recent calls at the bottom.

Click **Block** to confirm.

Blocked Numbers

Unknown

Block calls from unidentified



Block calls and SMS from:

Phone Number

Cancel Block

+1 206-580-1956



+1 404-406-6323



+44 982 558 5...

+44 858 394 0

1 2 3 () ,

4 5 6 + - ;

7 8 9 / N ⊗

* 0 # . ↵



2. Default Phone app (Samsung Galaxy)

The default Phone app on Samsung Galaxy takes a slightly different approach to managing blocked numbers.

Launch the Samsung Phone app. Tap the three-dot icon and go to **Settings** .

Click **Block numbers** .

< Call settings



Block numbers

Caller ID and spam protection



Record calls

Call background

Call alerts and ringtone

Answering and ending calls

Quick decline messages

Call display while using



Look under **Block spam and scam calls** . At the bottom, you'll see a scrollable list of blocked numbers. Tap the minus sign (-) to unblock a number.

To add a number to your block list, click the plus sign (+) and choose from **Recents** and **Contacts** .

< Block numbers

Block unknown/private numbers



Block spam and scam calls

Use Caller ID and spam protection to block calls from telemarketers, fraudsters, and other unwanted callers.



Add phone number



Recents

Contacts

+917313718938



On the relevant Samsung Messages app, go to **Settings** from the three-dot menu. Select **Block numbers and spam > Block messages** . Here, you can tap the minus (-) sign again to unblock the number.

3. Phone by Google app

Blocked numbers can also be checked and managed from the Phone by Google app . The app's process is similar to the default Phone app on Android devices.

Open the Google Phone app. Tap the 3-dot menu at the top, then **Settings** .


Tap **Blocked numbers** . From the vertical list of phone numbers, tap the **X** icon to unblock any number.

Click **Add a phone number** to have a new entry in the block list.

4. Google Contacts App

The Contacts app in Google Play is another easy way to access all your blocked numbers in one place.

Open **Contacts** . Navigate to the **Organize** tab , then **Blocked numbers** .


 Search contacts

This device


Contact ringtones


 Set ringtones for specific contacts

Manage SIM

 Import or delete contacts from SIM

 Import from file

 Export to file

Blocked numbers
 Numbers that you won't receive calls or texts from

 Settings

The next screen looks similar to the blocked numbers in the default Phone app. Just tap the **X** to remove the number from the block list. And you can add numbers to that list using the same options.

5. Google Messages App

Google Messages doesn't have a separate list of blocked numbers. Instead, you can see a list of blocked messages (with phone numbers/contact names).

Open the Google Messages app on your phone. Tap the three-bar icon at the top and select **Spam and blocked** .



Google

[Redacted]

@gmail.com



Google Account

Your profile

Archived

Spam and blocked

Mark all as read

Device pairing

Your data in Messages

Messages settings

Help and feedback



You'll see your blocked messages right below. Click the three-dot button at the top and select **Blocked numbers**. You'll be taken to the next screen, where you can unblock any numbers and add them to your list.

← Spam a **Blocked numbers**

- 093160** Help and feedback
Take control of
Diabetes naturally!
DiaboSanjivini Caps...
- VA-FINHER** 8 Apr
INR.75,000* loan Will ...
- JK-FRAGOI** 25 Mar
Dear Hdfc User
Rewrdz Point Rs8750
On Today Please Su...
- 093515 89263** 5 Mar
Suspected Spam :
ÄThird Generation
IncomeÑ Central Ban...
- 063506 18137** 4 Mar
Suspected Spam :
RBI PLI Emergency
Enrollment! Manufac...
- 092297 85509** 2 Mar
Suspected
Spam : The Prime

6. WhatsApp

To view and manage blocked numbers in WhatsApp on Android, follow these steps:

Open WhatsApp on your phone. Tap the three-dot icon at the top, then **Settings** .

Go to **Privacy > Contacts** .

← Privacy

Live location

Calls

Silence unknown callers

Contacts

Block contacts, WhatsApp contacts

App lock

Disabled

Chat lock

Allow camera effects



Use effects in the camera and video calls.

[Learn more](#)

Advanced

Protect ID address in calls



On the next screen, you will see the **Blocked contacts** menu . This menu will give you a total of such contacts. Scroll through the different numbers that cannot reach you on WhatsApp. Just click on any of them to find the **Unblock** option for that number.

← Blocked contac... 👤+

Contacts



+45 61 66 81 72



+62 813-3615-2077



+62 877-5596-2816



+91 87772 12802

Businesses



+971 56 546 5649



OTPless ✓

+91 70 4000 0001



This guide has shown you how you can view all blocked numbers on Android. You can also block internet access to specific apps. Additionally, there are multiple ways to record calls on Android and iPhone .

You finished reading the article "**How to View Blocked Numbers on Android**" edited by the [TipsMake](#) team. We hope this article has provided you with many useful tech tips and tricks. You can search for similar articles on tips and guides. Thank you for reading and for following us regularly.
