

How to vibrate the unread app icon on iPhone

Applications unread notifications on iPhone in addition to displaying the number of notifications, you can add vibration mode, flashing, ...

On iPhone there is a mode that displays the number of notifications of applications that users have not read. And if you want, you can also add other special effects like vibrate, rotate, flicker, zoom in or zoom out depending on user settings.

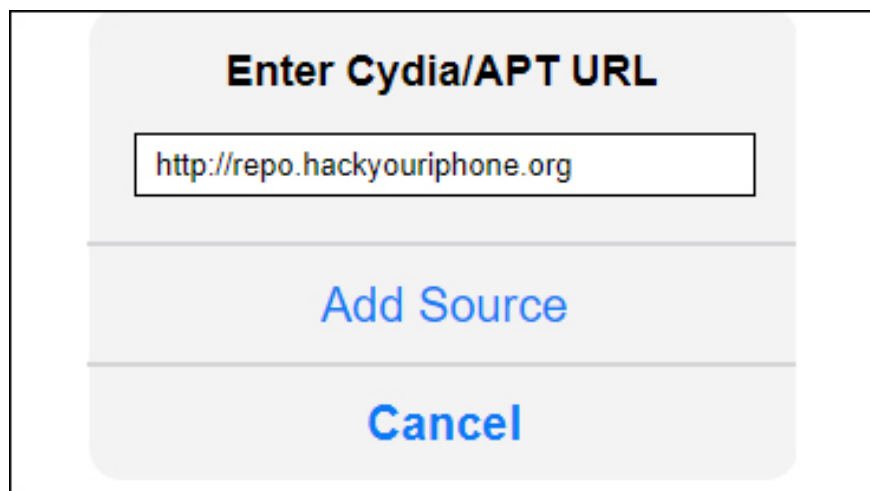
Jitter is tweaking to install on jailbroken iOS 11 devices with Electra. Tweaking will add motion effects on unread application icons to let users pay attention to and read notifications. The following article will show you how to install tweak Jitter on iPhone.

1. How to hide notifications for each application on iPhone
2. How to customize notifications on iPhone
3. Set a message ringtone, call for each person on iPhone

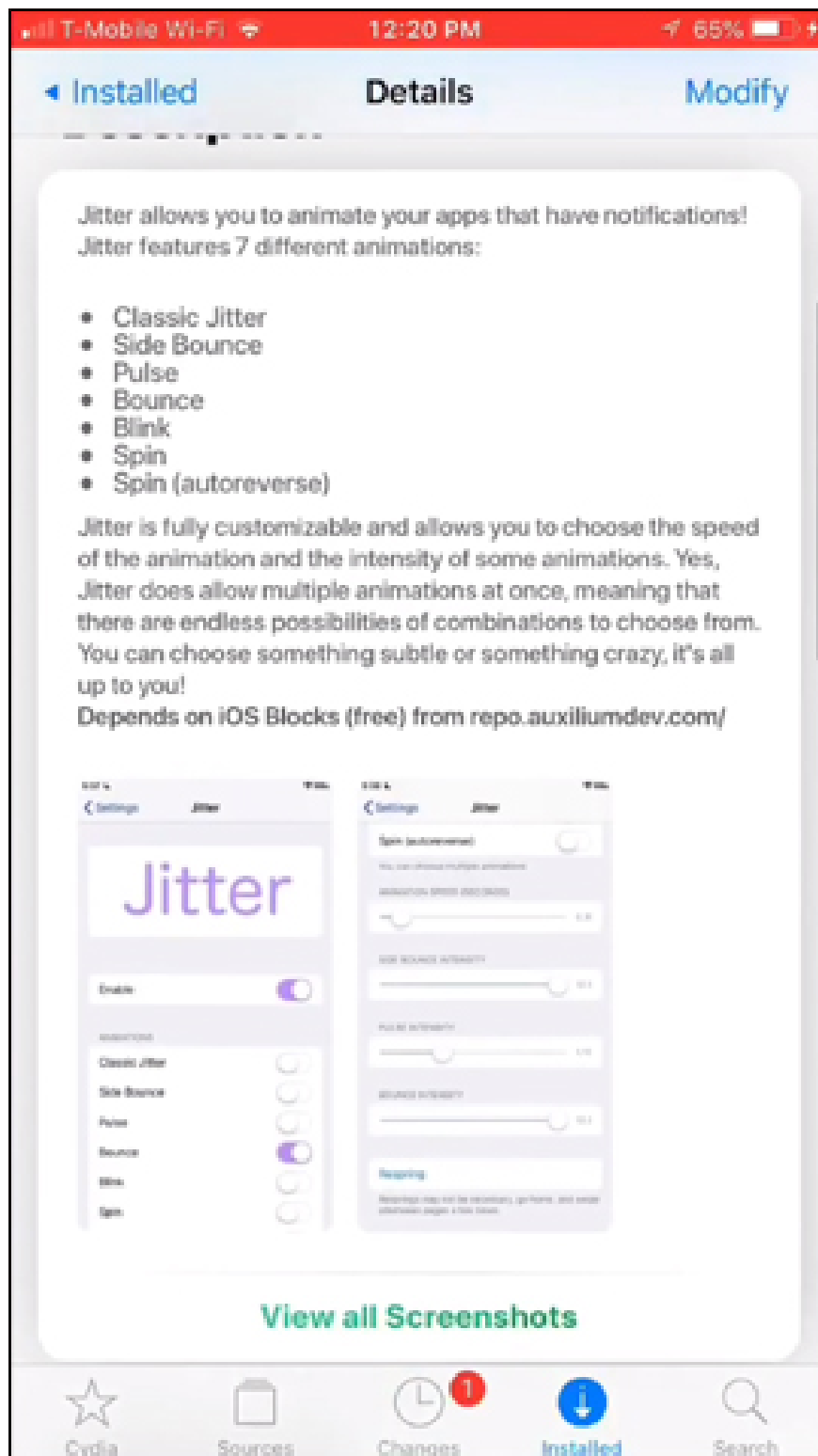
How to install Jitter tweak on iPhone jailbreak

Step 1:

There are now a number of sources that have a free Jitter utility experience before you decide to buy. Go to Cydia and go to the Source tab, click Edit or Add to add <http://repo.hackyouriphone.org> .



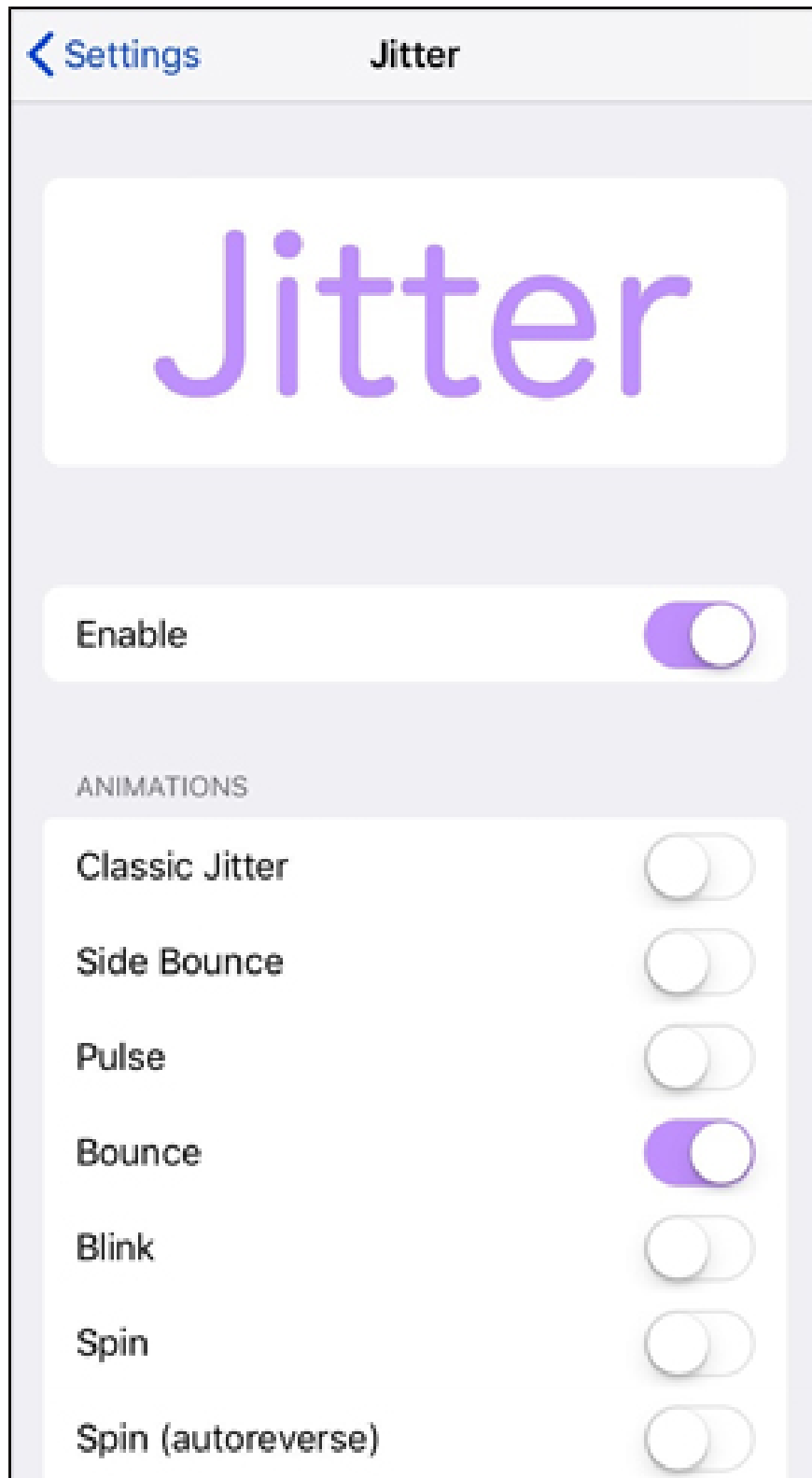
Click on **Add source** then click on the **Search tab** to search for **tweak Jitter** . Click **Install** to install tweak.



Step 2:

Go to **Settings** then select **tweak Jitter** . Here, please turn the horizontal bar right at **Enable** to enable fine-tuning.

Below we will see the animation style options you want to apply to the application icon with new notifications. Users can combine multiple effects to apply to application icons.



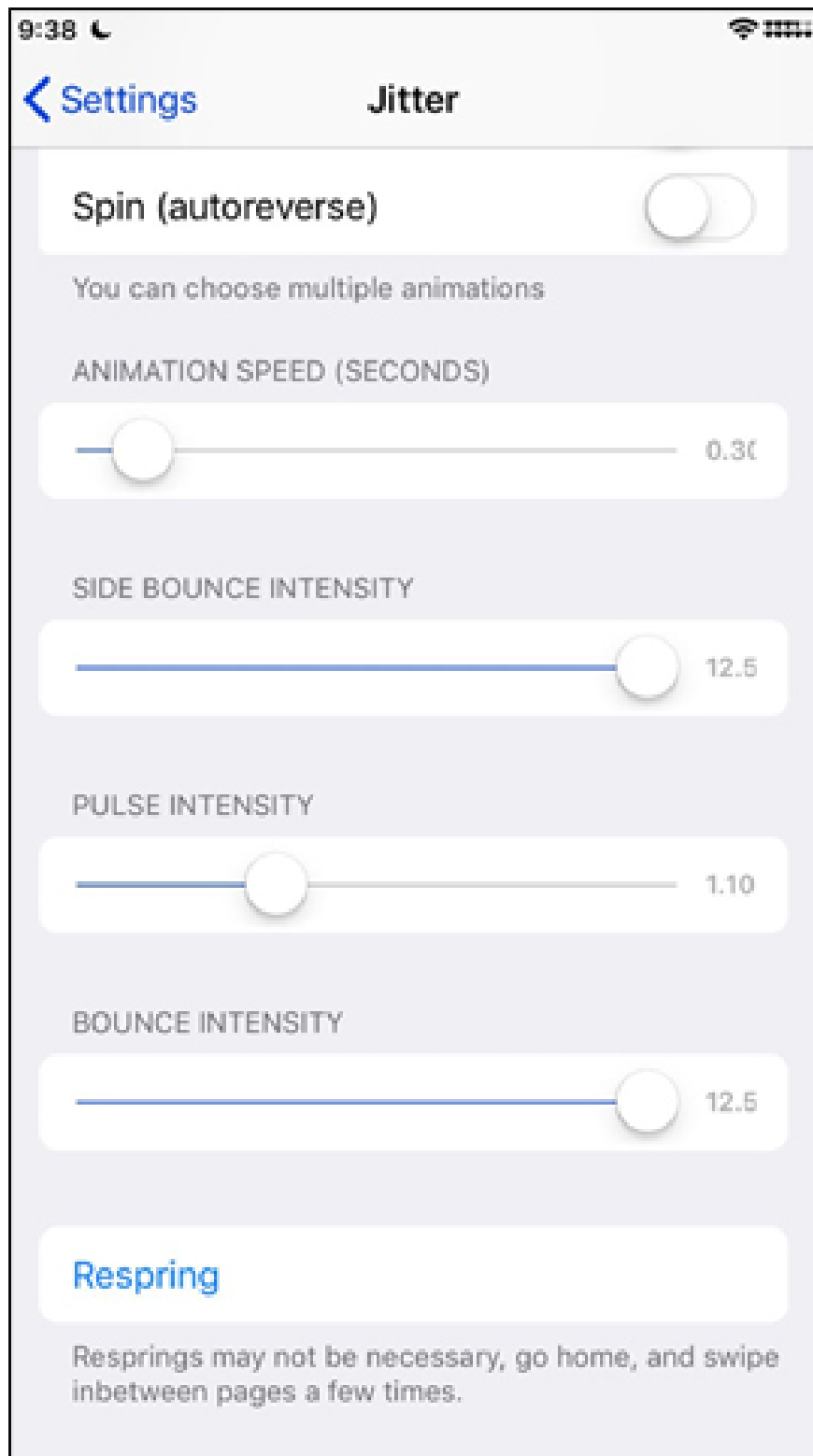
Step 3:

Moving downwards, we will see that there are options for each effect, with the adjustment bar used.

1. Animation Speed: Set the animation speed configuration.

2. Side Bpunc Intensity: Adjust animation intensity.
3. Pulse Intensity: Change the pulse intensity of an animation.
4. Bounce Intensity: Modify the feedback animation intensity.

After changing the motion effect for the application icon, click **the Respring button** below to apply.



With motion effects for unread app icons on iPhone, users will not be able to miss any notifications.

See more:

1. How to block annoying calls on iPhone?
2. How to use the feature Do not disturb when driving on iOS 11
3. How to turn off the display of message preview content on iPhone

I wish you all success!

You finished reading the article "**How to vibrate the unread app icon on iPhone**" edited by the [TipsMake](#) team. We hope this article has provided you with many useful tech tips and tricks. You can search for similar articles on tips and guides. Thank you for reading and for following us regularly.