

How to use VideoShow to merge music into videos

VideoShow is a video editing application that allows you to edit videos and add music to videos. The app provides an audio repository to insert into videos or to download audio files for merging into videos.

VideoShow is a video editing application that allows you to edit videos and add music to videos to refresh your videos. The app provides you with an audio repository to insert into the video or you can download the audio file yourself to merge into the video. When you shoot a normal video, there will be no sound or mix of background noise. Inserting music into the video will make the video more interesting, eliminating all the noise in the video. Currently there are quite a lot of software or applications for you to insert music into videos. The following article will introduce readers how to use the VideoShow application to edit as well as insert music into videos on your phone.

Pair music into videos with the VideoShow application

Step 1:

We download VideoShow application for Android, iOS by following link.

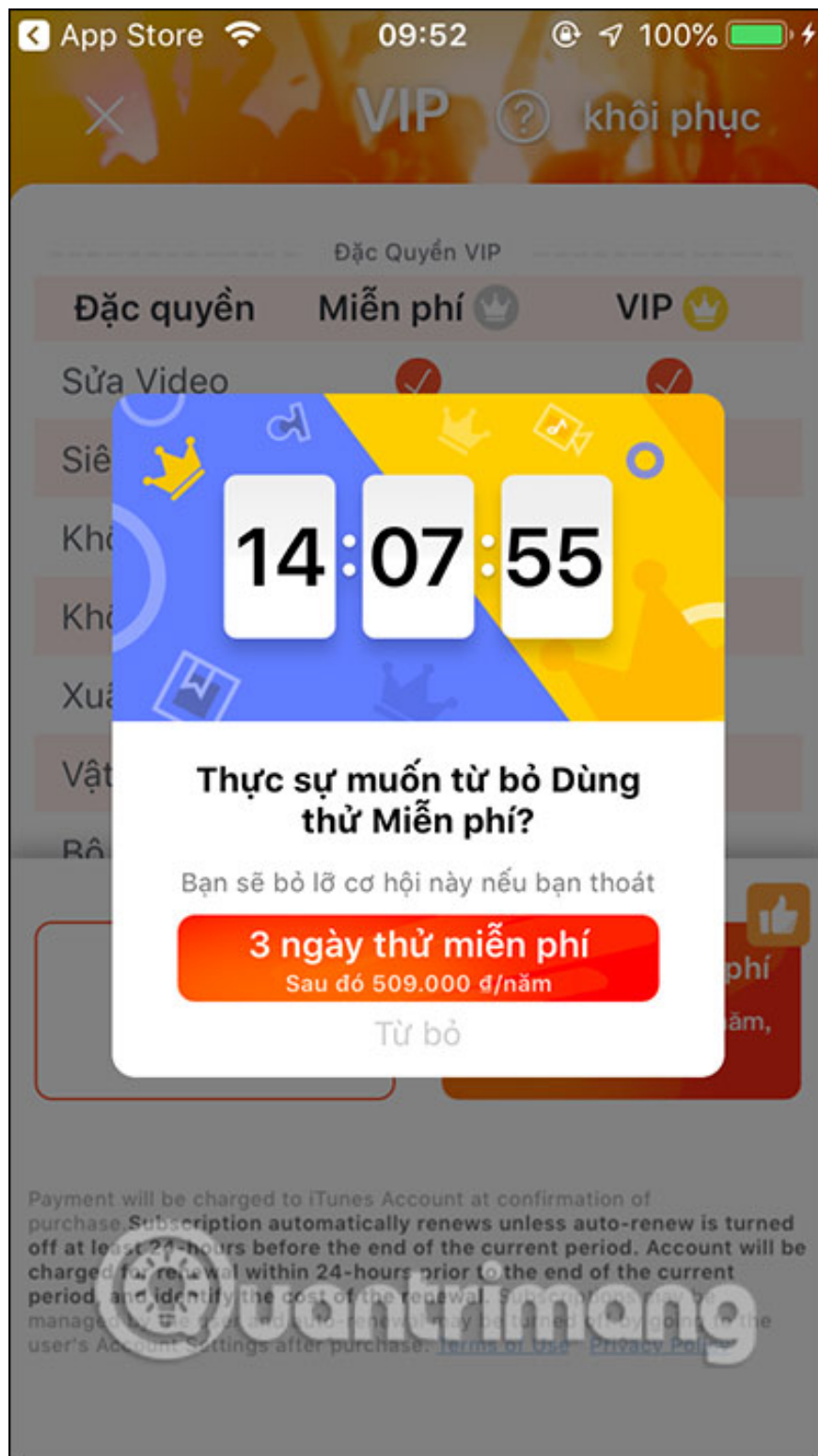
Download the VideoShow Android application

<https://play.google.com/store/apps/details?id=com.xvideostudio.videoeditor>

Download the VideoShow app for iOS

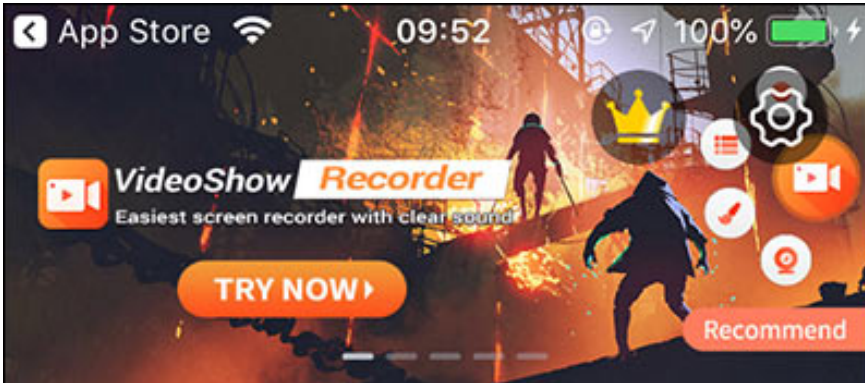
<https://apps.apple.com/vn/app/videoshow-video-editor/id930380089>

After installation is completed, users access the application. Currently the application is a 3-day trial program with a VIP account.



Step 2:

In the main interface, click **Edit video** and then agree to let the application access the album on the device. Then **select the video you want to add music** and then press the **Add button** below.



-  Nguyên liệu
-  Nghệ Thuật Cắt Ghép Ảnh
-  Mẫu
-  Studio Của Tôi



Công cụ video

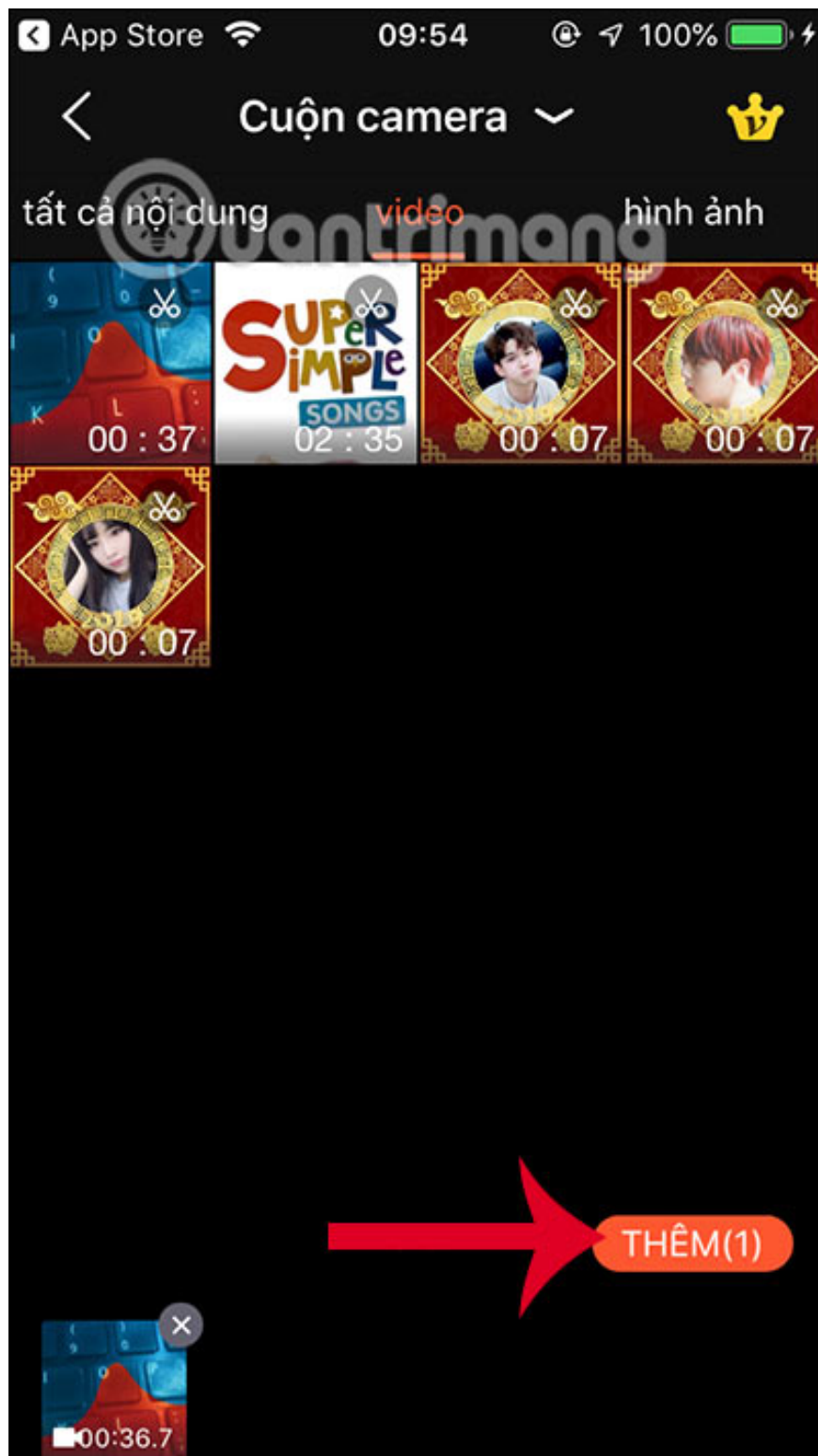
-  Bộ Xuất
-  Nén
-  Tốc Độ
-  Cắt xén
-  Tạo GIF

Sweet Love

Thêm >





-  Chỉnh sửa
-  VIP
-  Hướng dẫn



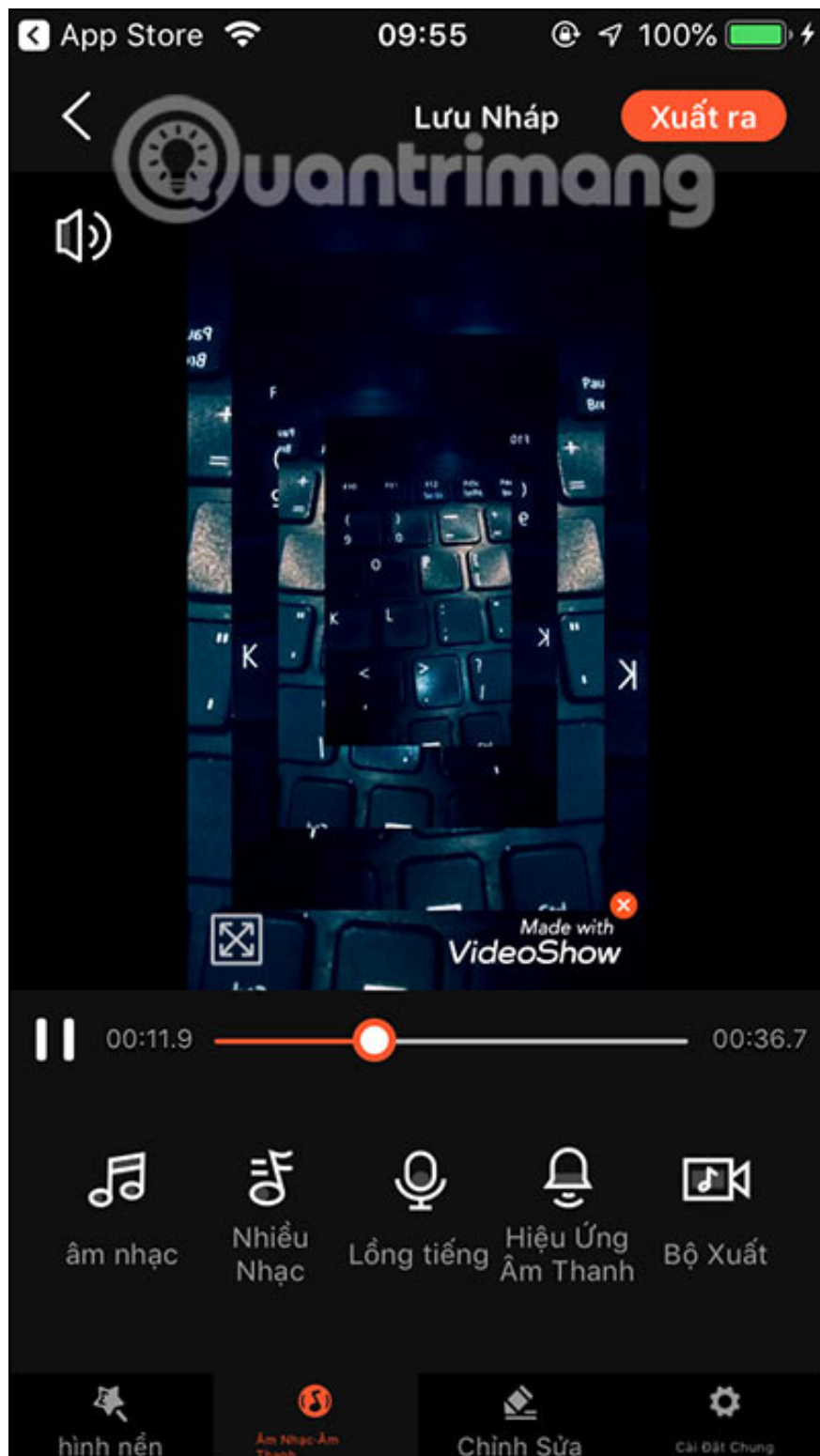
Step 3:

Display the editing interface, click on **the Music Audio item** at the bottom of the screen. In the interface to insert music into videos, you can select the available music in the device by clicking Music, or insert recording sound, sound effects, etc.




- Chỉnh Sửa Clip
- Bản văn
- Bộ lọc
- Canvas
- Nhấn dán





The app provides an audio repository for us to choose from, or you can extract music from videos if you wish. Click the **plus sign to download the sound** .

Quantrimang Đa Âm nhạc



00:11.2

00:36.7



Thêm Nhạc

Tải xuống của... **Nhạc trên thiết...** Lịch sử

 Trích xuất nhạc từ video

F

 Fake Love
04:02.0

N


 Ngồi Hát Đỡ Buồn
03:15.0

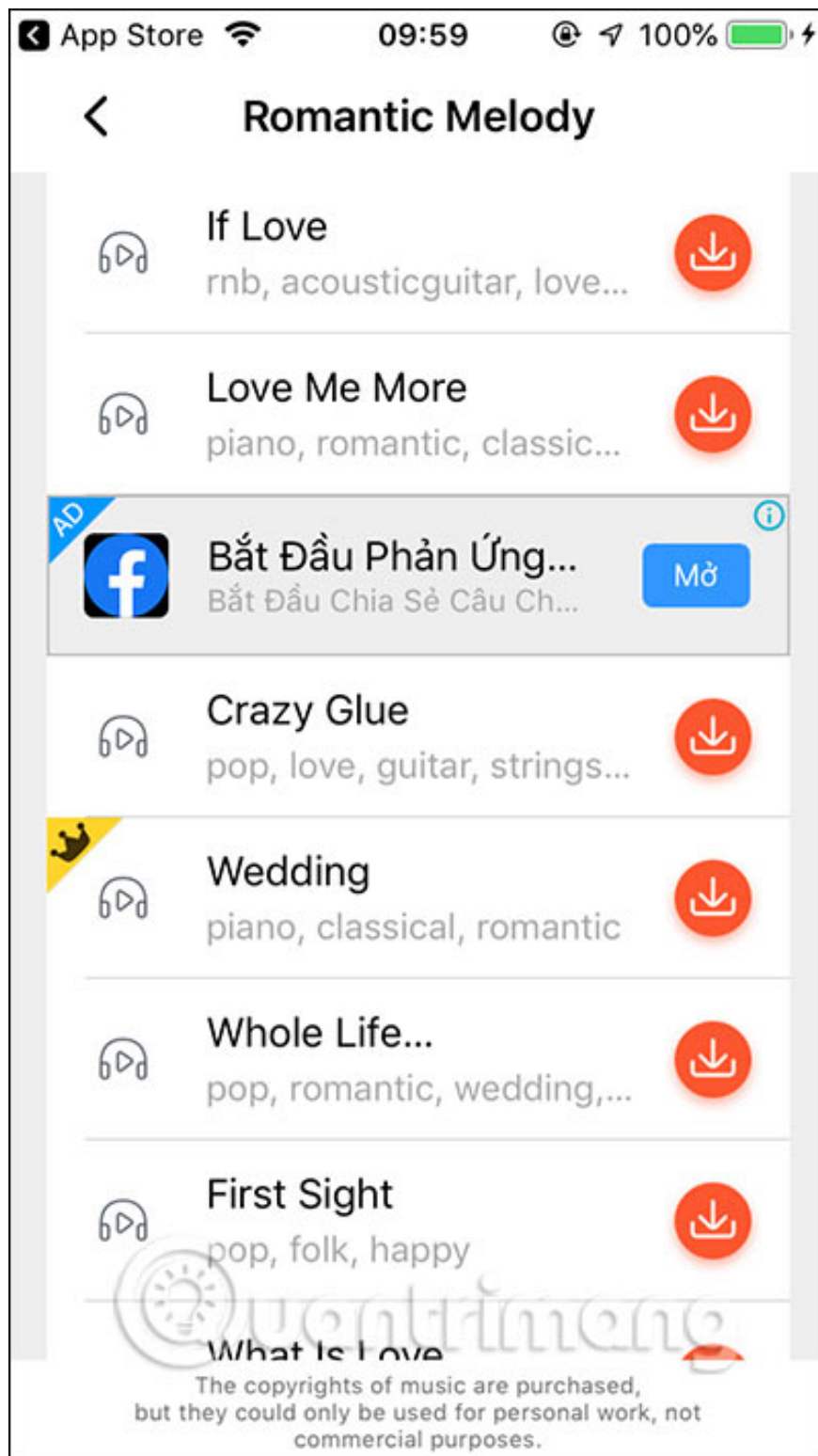
P

 Phượng Hồng (Cô Gái Đến...
04:21.0

F
N
P



 How to import your own music to VideoShew?



Step 4:

Once you have selected the music, we can press the play icon to play the music, then **select the piece of music you want to use by moving both ends** . Click **Add** to **add** music to the video. Back to the video editing interface, you can adjust the sound of the music in the video. Finally click Save draft or **click Export** .

Thêm Nhạc

Tải xuống của... Nhạc trên thiết... Lịch sử

Trích xuất nhạc từ video

F



Fake Love
04:02.0



thêm

01:33.6 02:28.0 03:06.6



N



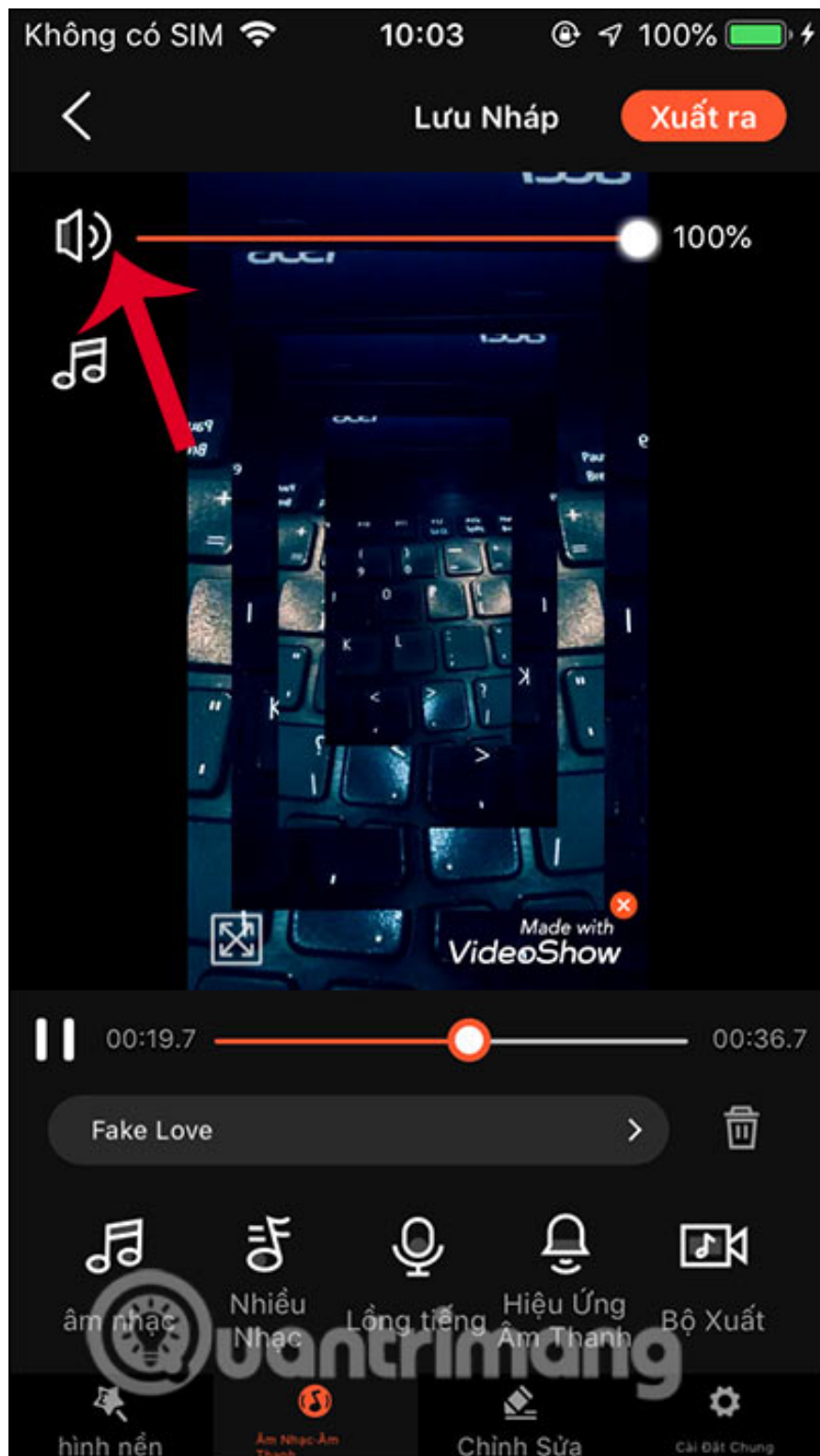
Ngôi Hát Đỡ Buồn
03:15.0

P



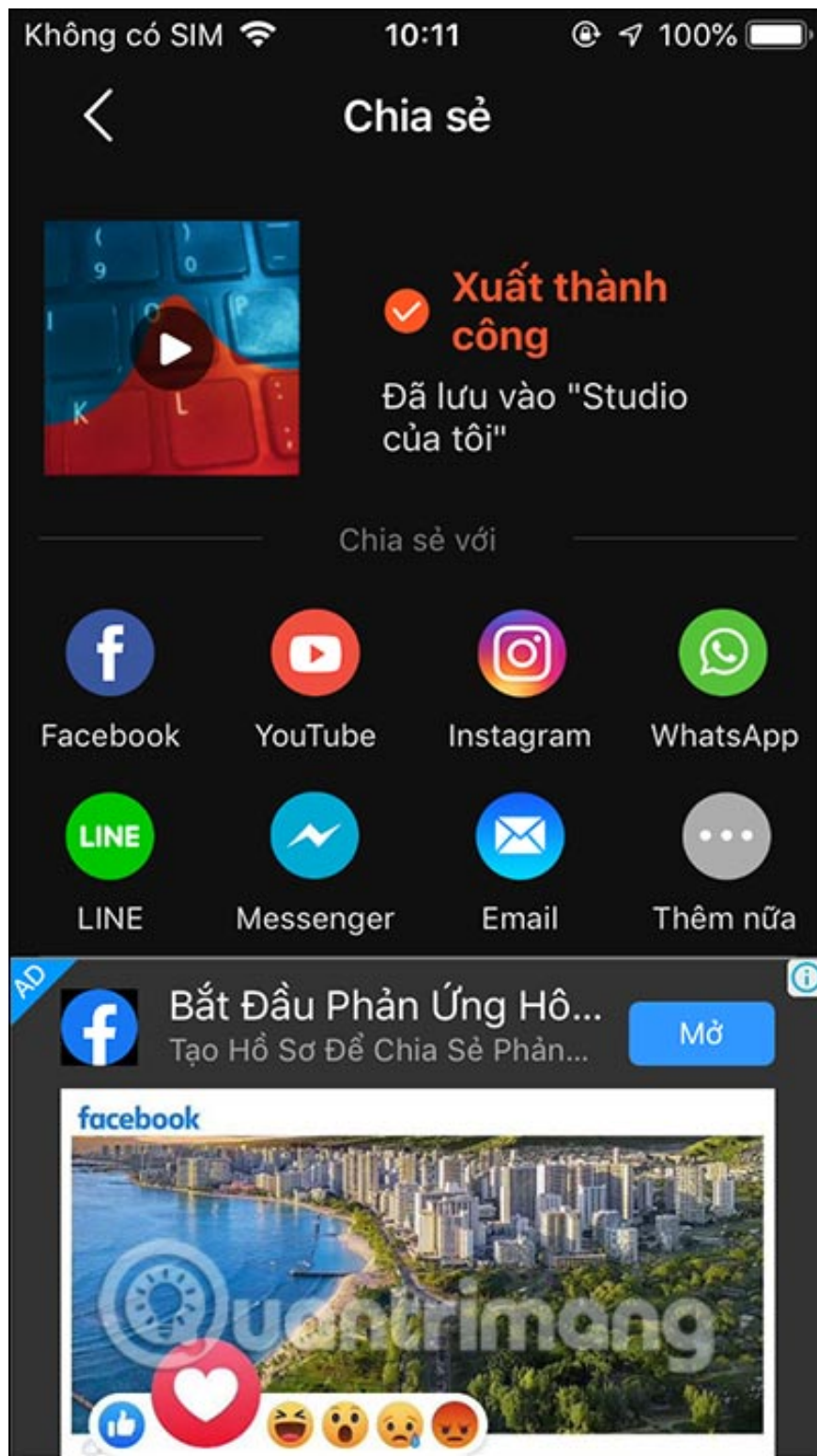
Phượng Hồng (Cô Gái Đến...
04:21.0





Step 4:

With a free VideoShow account, we will download the maximum video with **720p quality** . Wait for the video export process to finish. If your video is long and you choose quality



You finished reading the article "**How to use VideoShow to merge music into videos**" edited by the [TipsMake](#) team. We hope this article has provided you with many useful tech tips and tricks. You can search for similar articles on tips and guides. Thank you for reading and for following us regularly.