

How to use Today Weather to view weather forecasts

Today Weather is the weather forecast application on the phone, providing full weather information for users.

There are many weather forecast applications on the phone for users to choose from, such as the Today Weather application with a completely Vietnamese interface.

Today Weather is a weather tracking application with Vietnamese interface, making it easier for users to capture weather information and use the application. In particular, the application is beautifully designed especially when used on machines with AMOLED screens. Application will be based on your current location for weather analysis, as well as upcoming weather forecasts. The following article will show you how to use Today Weather on your phone.

1. 10 best weather forecast apps for Android
2. How to display the weather on the iPhone lock screen
3. How to view weather in multiple locations on iPhone at the same time

How to view the Weather Weather forecast


Step 1:

Click on the link below to download the Today Weather application.

1. Download the Today Weather Android application
2. Download Today Weather iOS

Step 2:

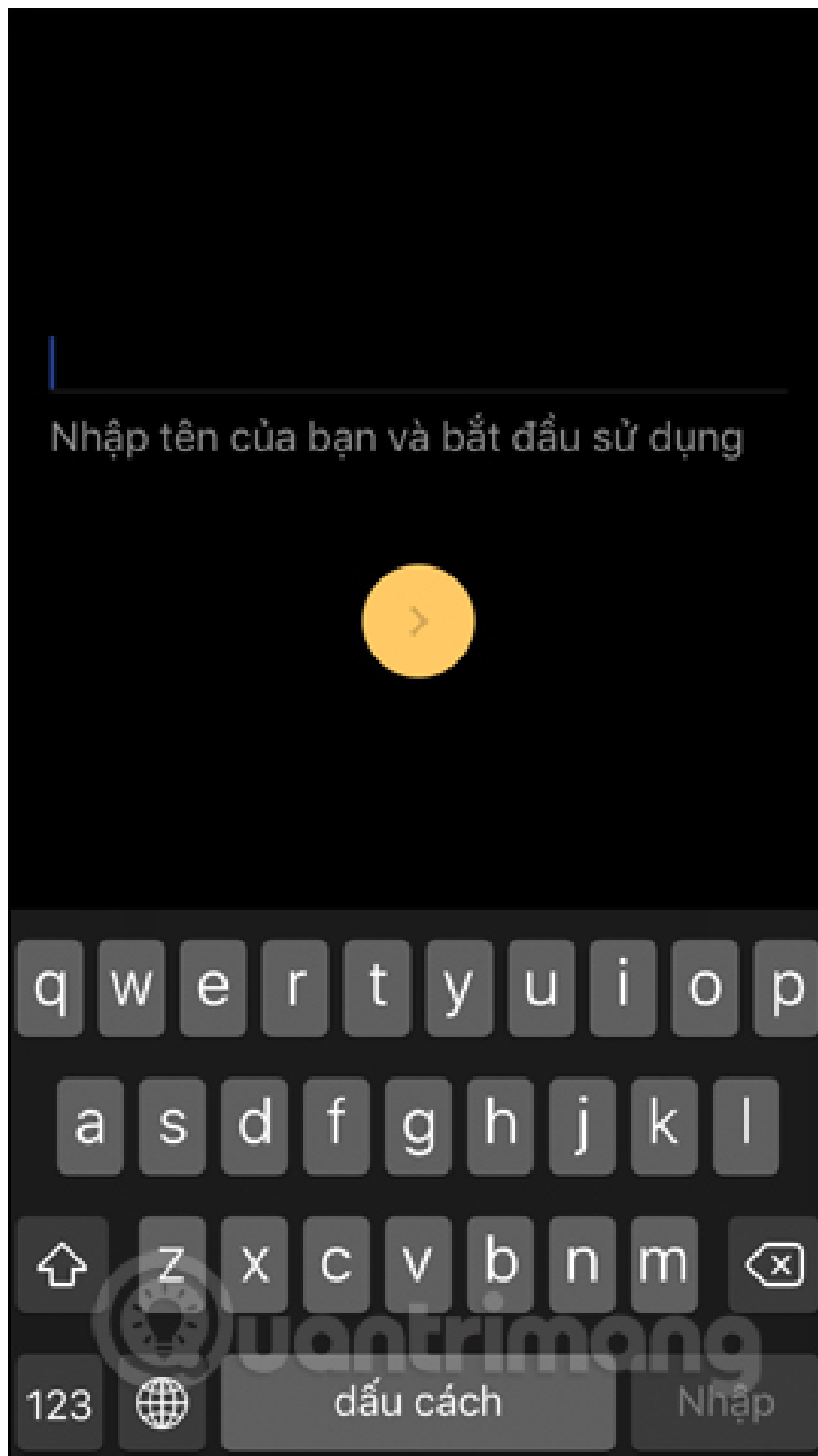
At the introductory interface, first turn right to continue. **Enter the username** to use the application.



TODAY WEATHER

Một ứng dụng thời tiết đẹp và dễ sử dụng.





Step 3:

Next you open **location location service** on the device so that the application provides weather information based on specific geographic location. Click **the Allow button** to access the location. Next, if you want to receive application notifications, click Allow.

3:48 CH



Cho phép "Today Weather"
truy cập vị trí của bạn khi bạn
đang dùng ứng dụng?

Display your current location weather

Từ chối

Cho phép

CHO PHÉP





Step 4:

Soon we will see the current temperature for the location entered.

Continuing to scroll down below, there will be detailed information on humidity, UV index, visibility, dew point, and air pressure. Next will be the weather for the next hours and the following days. Click the arrow icon to see more time.

3:48 CH



29°C • /21°

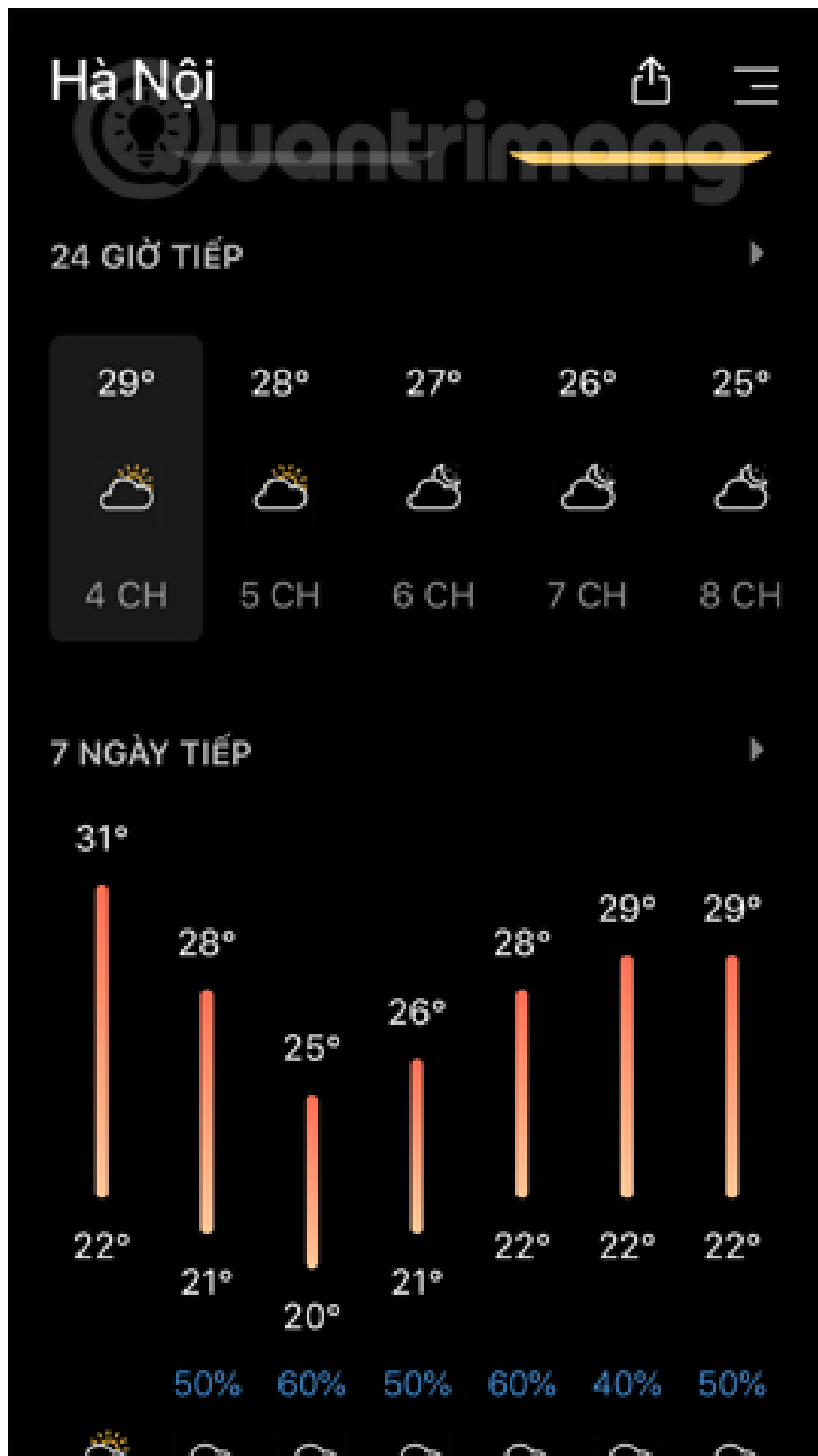


TH 2, 05 THÁNG 11

Hà Nội

Khá

Hôm nay - Phần nào có mây. Cao 31độ
C. Gió ĐB ở tốc độ 10 đến 15 km/giờ.



Below is the analysis of Rain Ability, along with the Air Index and health warnings if available, sunrise and sunset times, wind speed, .

Hà Nội



 **Quantrimang**

Hôm nay - Phần nào có mây. Cao 31độ
C. Gió ĐB ở tốc độ 10 đến 15 km/giờ.

CHI TIẾT



Cảm Giác Như

32°C



Độ Ẩm

57%



Chỉ Số UV

1



Tầm Nhìn

10 km



Điểm Sương

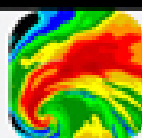

20°C



Áp Suất

1012 mb

TÀI TRỢ



NOAA Weather Rad...

MIỄN PHÍ

NHẬN

XÓA

NÂNG CẤP

Hà Nội



Th 3 Th 4 Th 5 Th 6 Th 7 CN Th 2

KHẢ NĂNG MƯA

100%

50%

0%

4 CH 8 CH 12 SA 4 SA 7 SA 11 SA

CHỈ SỐ KHÔNG KHÍ

139

Không tốt cho người nhạy cảm

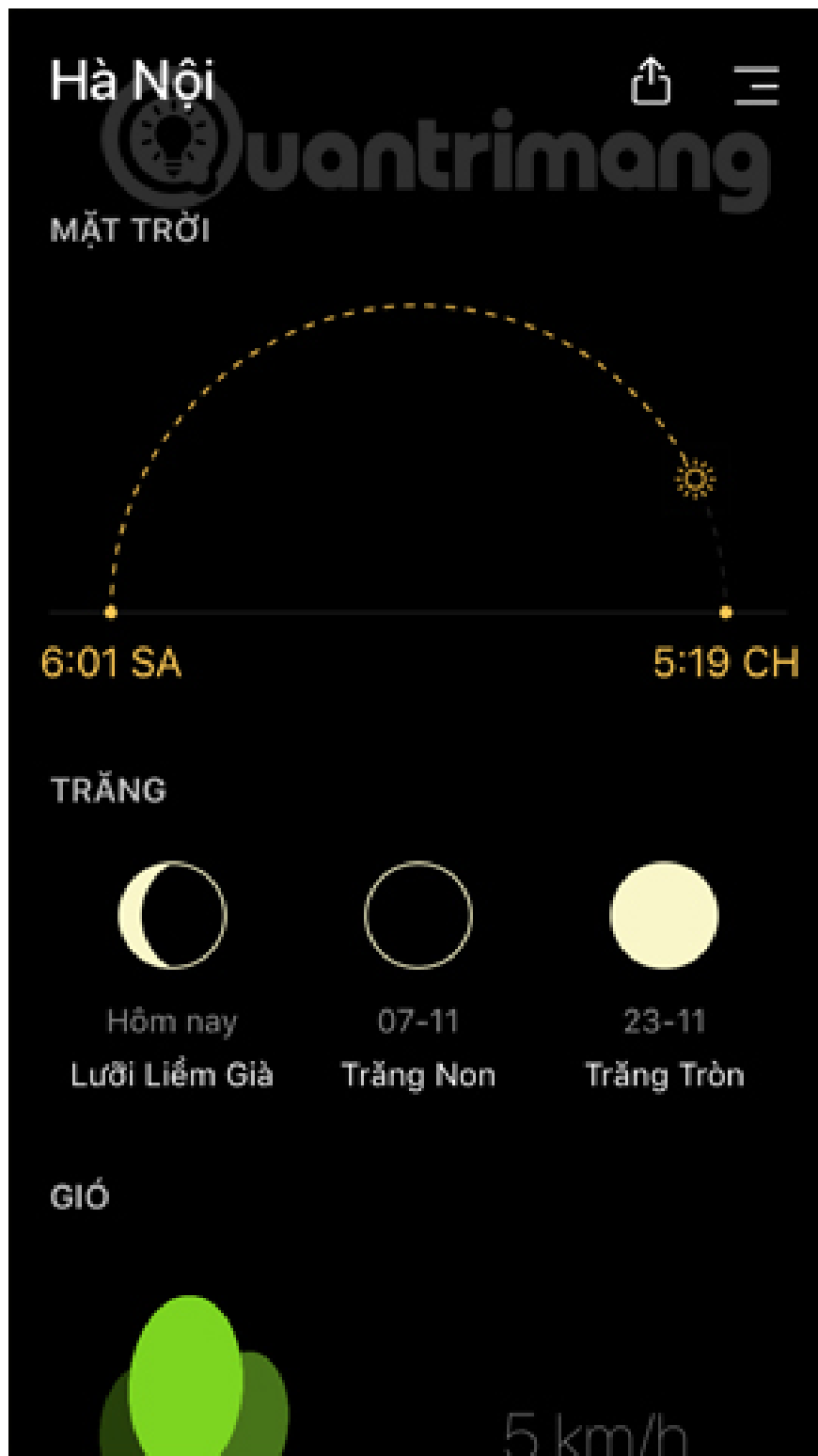
Những người nhạy cảm có thể gặp ảnh hưởng tới sức khỏe.

0 50 100 150 200 300 500

Tốt

Nguy hiểm

Cung cấp bởi aqicn.org



Step 6:

If the user wants to know the weather information for a certain location, click on **the 3 dashes icon** , choose **the plus symbol** . Enter the **name of the place you** want to check.

4:06 CH



29°C • /21°

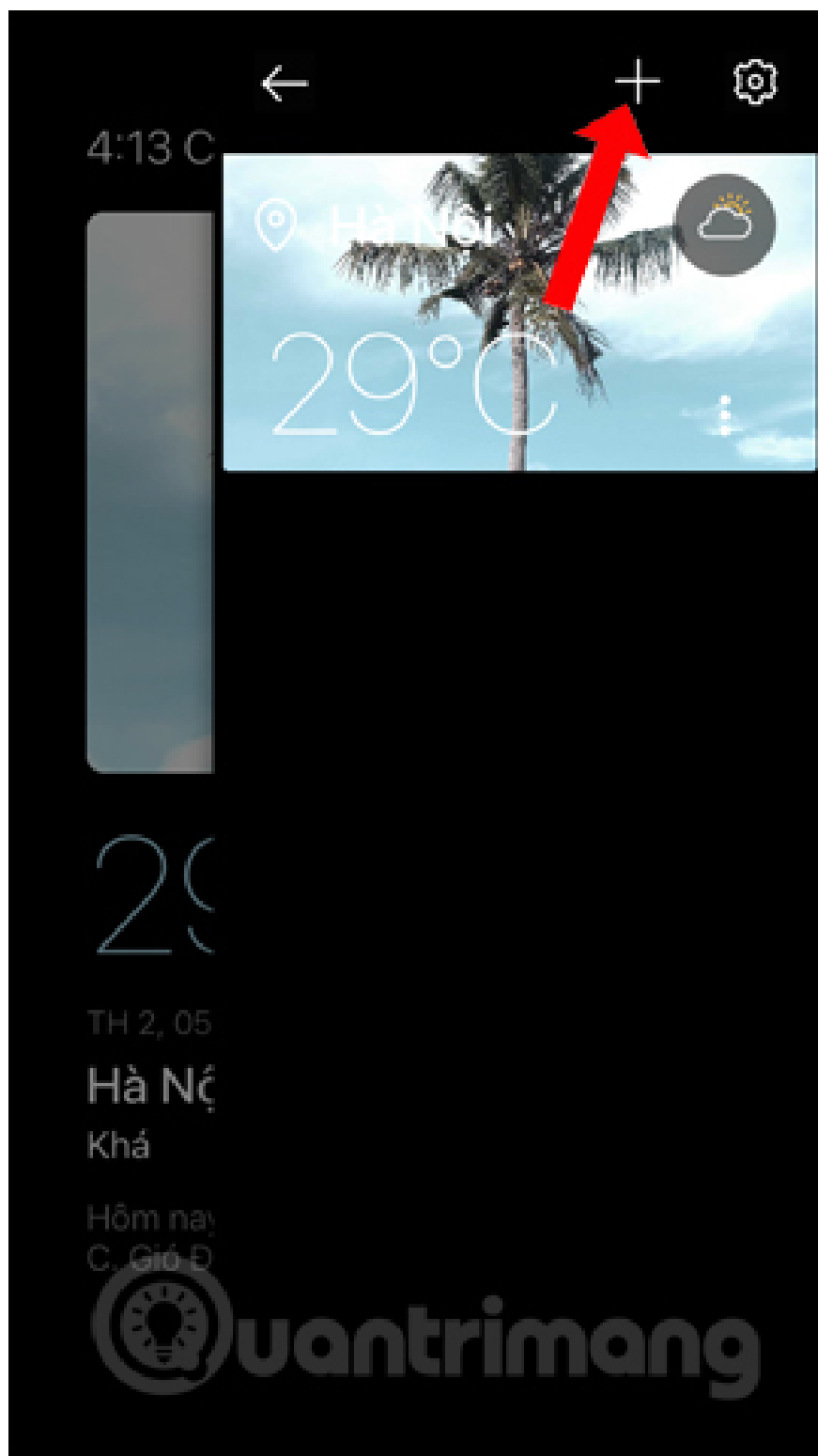
TH 2, 05 THÁNG 11

Hà Nội

Khá

Hôm nay - Phần nào có mây. Cao 31độ
C. Gió ĐB ở tốc độ 10 đến 15 km/giờ.

@QuangTrinh





As a result we will also see information on temperature, rain capacity, air quality, .

4:14 CH



32°C • /25°

TH 2, 05 THÁNG 11

Hồ Chí Minh

Một Phần Có Mây

Hôm nay - Phần nào có mây. Cao 34 độ
C. Gió ĐDB ở tốc độ 10 đến 15 km/giờ.

Hồ Chí Minh



24° 24° 24° 24° 24°

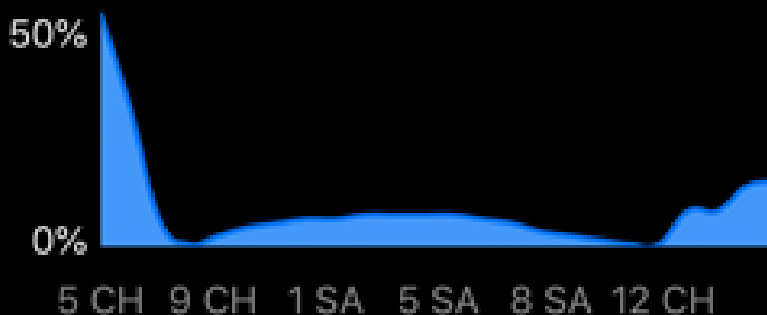
80% 50% 50% 50%



Th 3 Th 4 Th 5 Th 6 Th 7 CN Th 2

KHẢ NĂNG MƯA

100%



CHỈ SỐ KHÔNG KHÍ

89

Vừa phải

Chất lượng không khí chấp nhận được.

0 50 100 150 200 300 500



Step 7:


Places that we have searched for weather information will be saved into history into a list. If clicking on **the 3 vertical dots icon** will have the option to Delete that history.



Hà Nội

10 k

TÀI TRỢ



24 GIỜ T

28°



5 CH

7 NGÀY 1

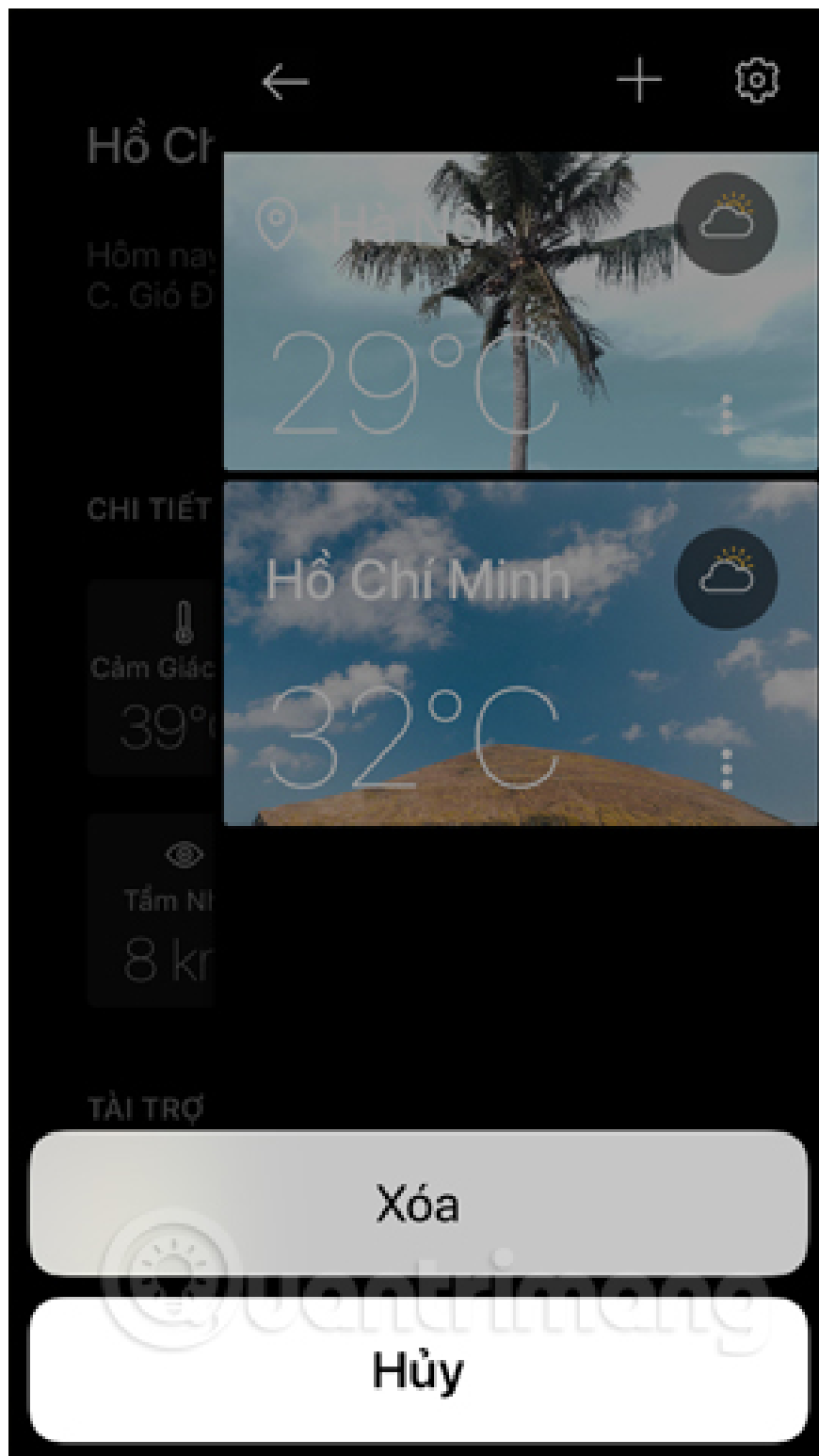


Hà Nội

29°C

Hồ Chí Minh

32°C



Step 8:

In addition, the application also provides weather information sharing feature, click on **the upload icon at the top** of the interface. Display the new interface with the **option to change images** if you want, photos in albums or new photos by clicking the camera icon.

4:21 CH



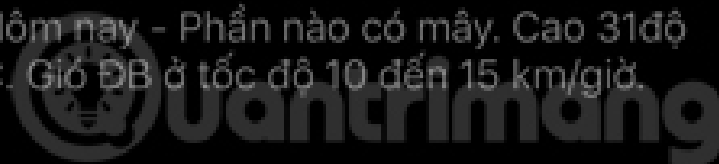
29°C • /21°

TH 2, 05 THÁNG 11

Hà Nội

Khá

Hôm nay - Phần nào có mây. Cao 31độ
C. Gió ĐB ở tốc độ 10 đến 15 km/giờ.



4:21 CH



29°C • /21°

TH 2, 05 THÁNG 11

Hà Nội

Khá

Hôm nay - Phần nào có mây. Cao 31độ
C. Gió ĐB ở tốc độ 10 đến 15 km/giờ.

Finally click **the sharing icon** and choose how to send weather information.

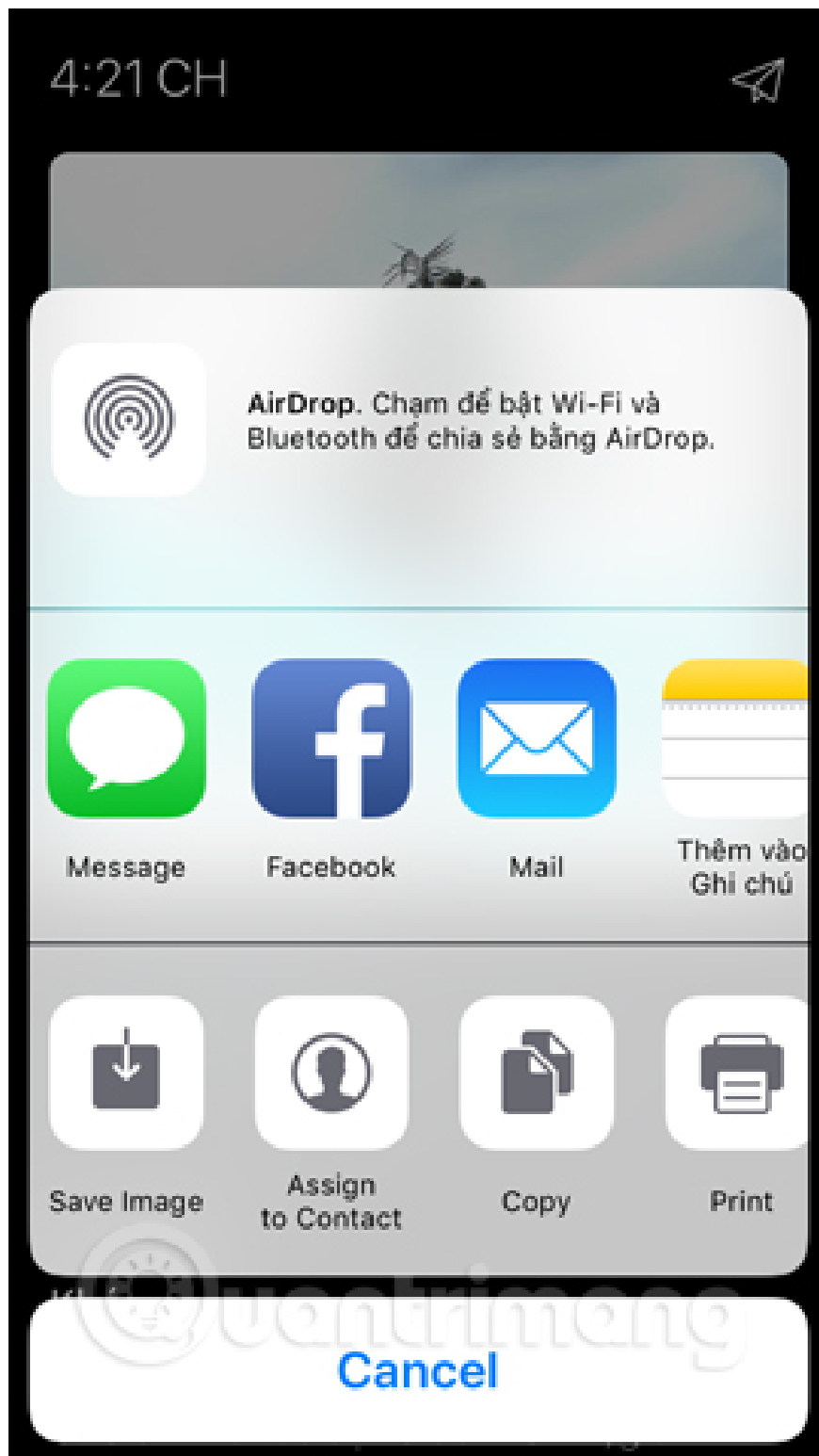
4:21 CH



Chọn ảnh

Chụp mới

Hủy



Step 9:

Click **the gear icon** to open the installation interface on the application. In this interface you can change the icon set to display weather phenomena.

Đóng

Cài đặt

Hình ảnh

Bật



Bộ icon

Đơn vị

Thông báo

Nguồn dữ liệu

Weather Company Data

Tên bạn

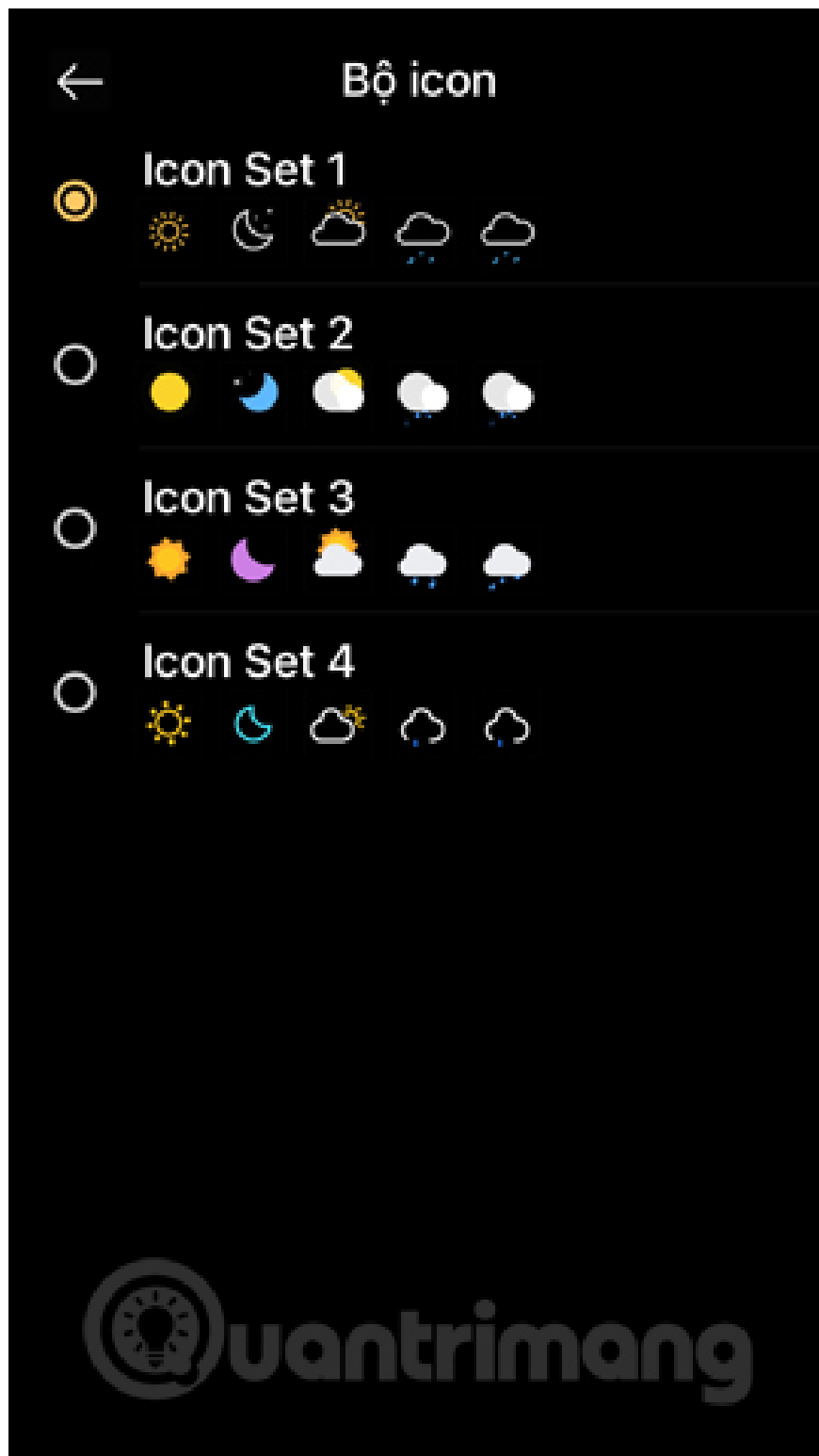
qtm

Ngôn ngữ

Mặc định

Phiên bản





Choose to receive daily notifications, or choose to report individual events. The Data Sources section can change 1 of the 4 web pages that get weather information. The display language can be changed according to user needs.



Thông báo

Thông báo hàng ngày

Tắt



Thời gian

8:00 SA

Cảnh báo nghiêm trọng

Tắt



Cảnh báo mưa

Thông báo cho bạn khi trời sắp mưa

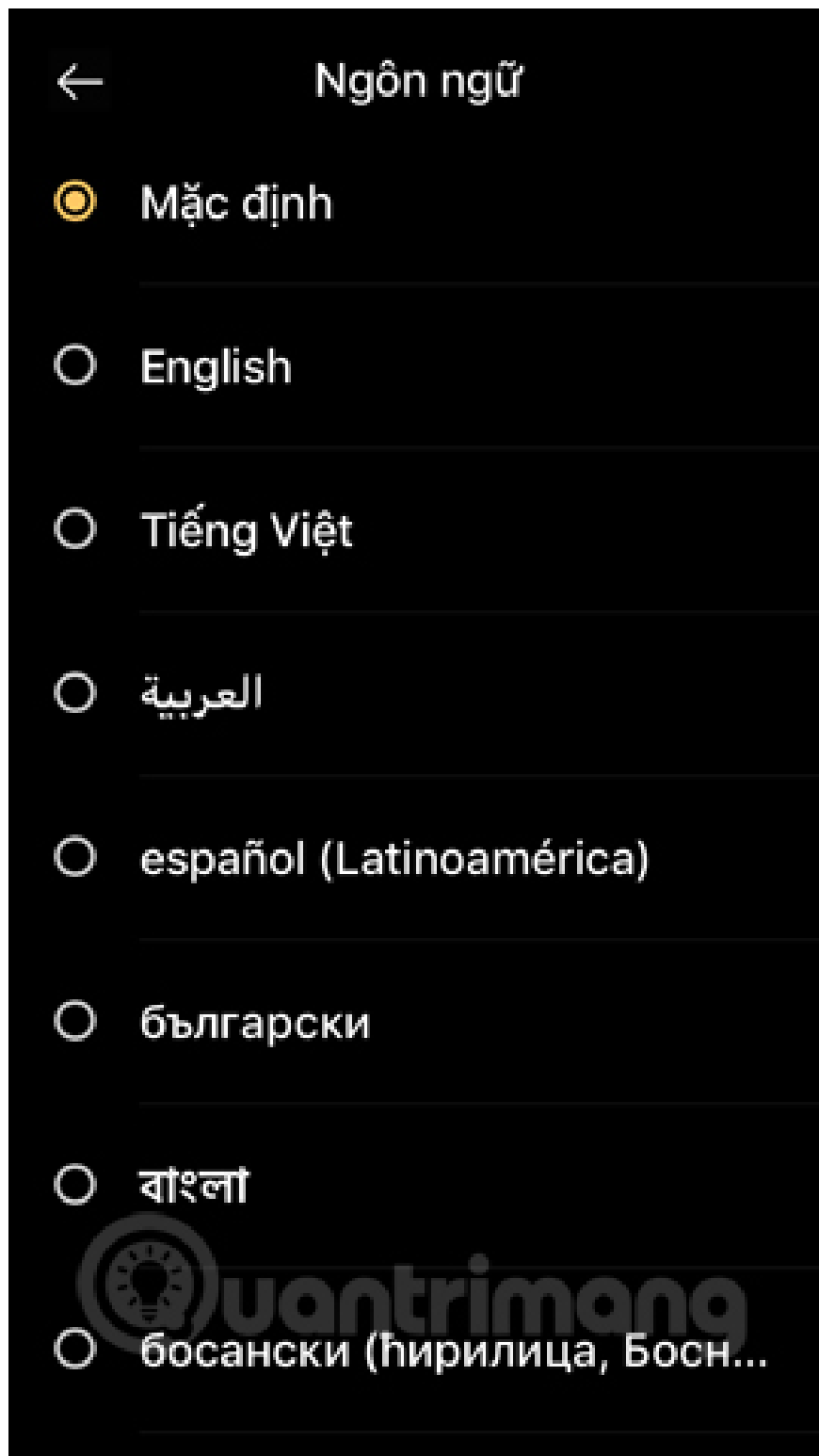


Quantrimang



Nguồn dữ liệu

- Weather Company... 29°C
Khá
- Dark Sky 30°C
Clear
- Accuweather.com 29°C
Nắng nhẹ
- YR.no 28°C
Partly Cloudy



Today Weather provides a full range of weather information for each day and location, as well as forecasts for the coming time. Especially with the easy-to-use Vietnamese interface, Today Weather is the right choice if you want to see the weather to schedule your work.

See more:

1. Enable Bedtime sleep monitoring on iOS 10

2. Guide to managing jobs with Google Calendar in Gmail
3. How to create a birthday notification on iPhone

I wish you all success!

You finished reading the article "**How to use Today Weather to view weather forecasts**" edited by the [TipsMake](#) team. We hope this article has provided you with many useful tech tips and tricks. You can search for similar articles on tips and guides. Thank you for reading and for following us regularly.