

How to use the Search pop-up function on Chrome

On Opera, the search pop-up feature is extremely useful. So what if you want to use Search pop-up on Google Chrome?

On Opera, there is a very useful search search pop-up feature, when users can immediately click search for a word or phrase copied on the website. And users can fully bring Opera search-pop-up search functionality to Google Chrome with Selekt utility. You will be able to use paragraph search options, either from searching right on Google, copying words to search on Google or sharing on Twitter. Instead of having to copy the word and then paste it into the search box on Google, you can now search as soon as blackening words, more effective Google search tricks. The following article will show you how to install Selekt tweaks on Google Chrome.

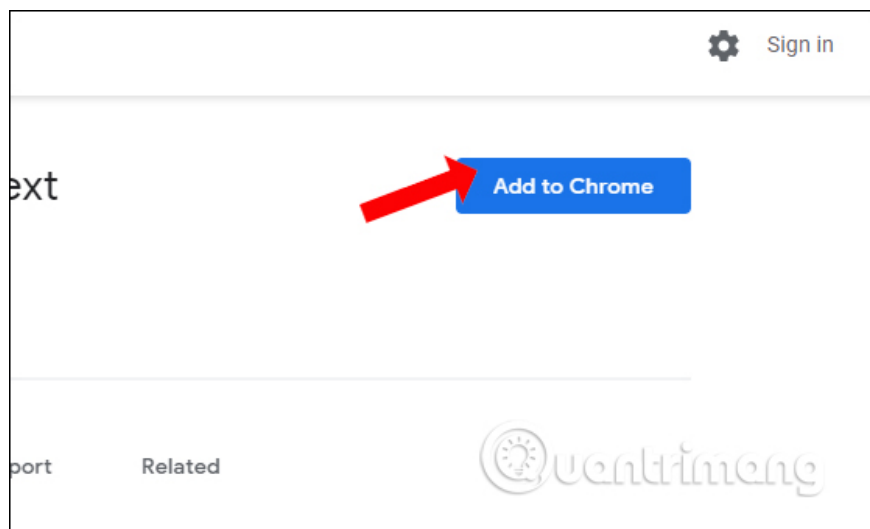
1. How to improve search on Chrome with ioSearch
2. Interesting things about Google Search you may not know!
3. How to set up Google as the default search engine for the Start menu on Windows 10

Instructions for using Search pop-up on Chrome

Step 1:

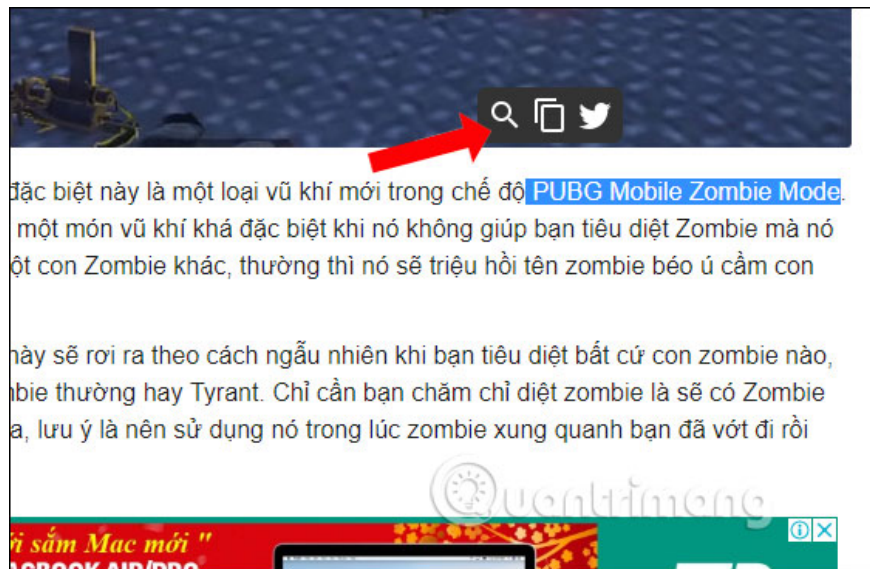
Users click on the link below to install Selekt utility on Chrome browser.

1. Download Selekt utility on Chrome



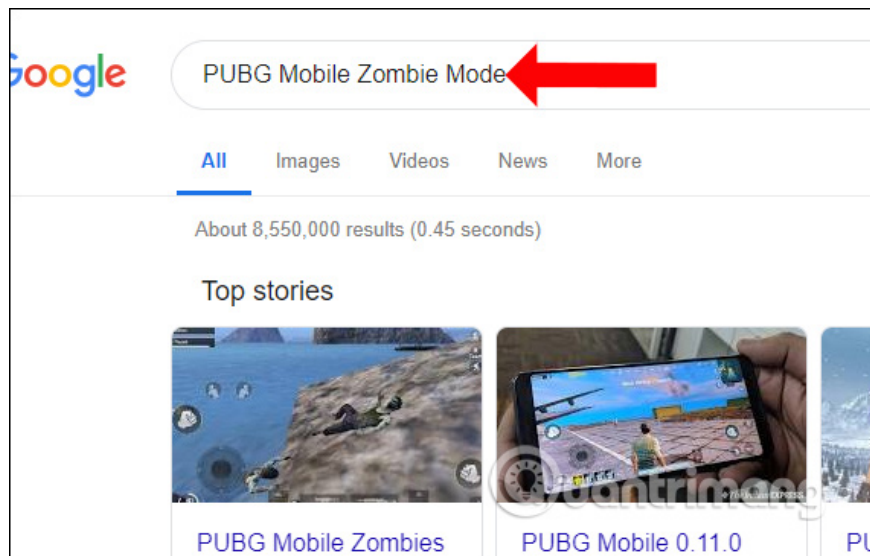
Step 2:

Now you can **highlight any one word or phrase** on the web page and there will be **3 search options** with 3 different icons, including a magnifying glass icon, a copy icon and a Twitter icon.



Step 3:

When clicking on **the magnifying glass** the user will immediately be taken to the Google search page with the keyword blacked out. Below is the entire search result for the selected keyword. You can also select text to search.



Step 4:

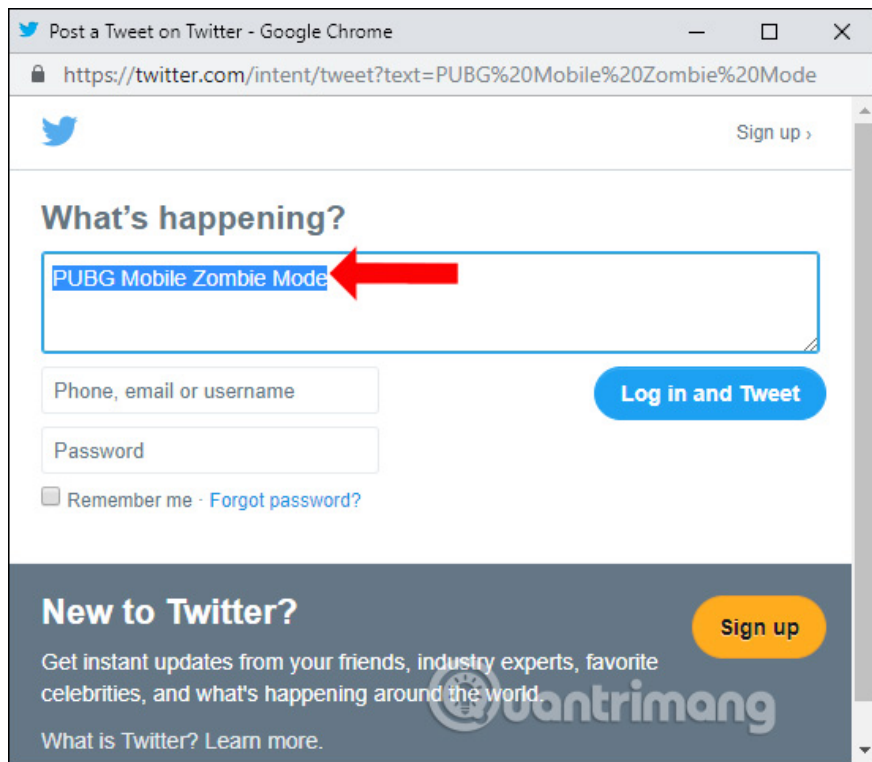
Click **the copy icon**, the content will be copied to Clipboard to paste into the search box on Google.



Step 5:

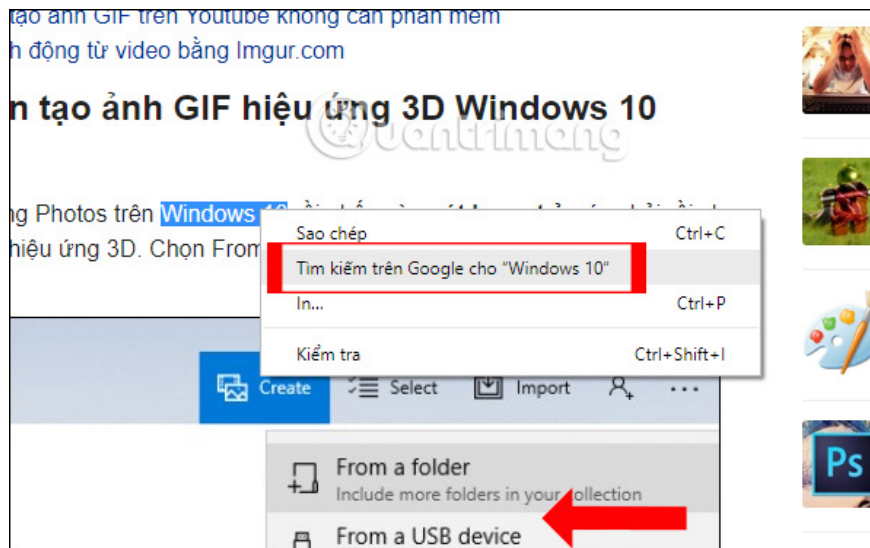
With **the Twitter icon**, you can choose to add words, phrases or paragraphs to your personal Twitter account to share with everyone. This is an option not available on Opera and is provided for Chrome users via the Selekt utility.

Note to users , the utility works on all websites but excluding Chrome Web Store.



In fact, Google also has a menu to search for content information by blacking out the word to search and right-clicking to show the menu, clicking on Search Google for . If you do not want to install the utility, use the menu

click method. Right mouse is fine.



So with this Search pop-up search option on Chrome, the search is much simpler, especially when you get the results right away through the magnifying glass icon. In the near future, developers will add some new features such as saving documents, synchronizing with multiple browsers, adding a selection topic for Selekt utility.

I wish you all success!

You finished reading the article "**How to use the Search pop-up function on Chrome**" edited by the [TipsMake](#) team. We hope this article has provided you with many useful tech tips and tricks. You can search for similar articles on tips and guides. Thank you for reading and for following us regularly.