

How to use the new EVKey Vietnamese keyboard

EVKey is a Vietnamese percussion device similar to Unikey, but includes a bug fix and a lot of new features.

Besides the traditional Vietnamese percussion like Unikey, Vietkey, there are many new typing tools introduced to users, such as EVKey keyboard.

EVKey is a Vietnamese typing tool by developer Lam Quang Minh based on Unikey's open source code. Basically, EVKey is similar to other Vietnamese typing tools but has been added a lot of new features. Including the remarkable feature is excluding applications that do not want to enter Vietnamese, fix errors that do not type Vietnamese on Chrome and other browsers, fix suggestions in Excel. In addition, there are some features like running with Admin rights, displaying dialog box when starting, using Clipboard to send keys, . The following article will show you how to use Vietnamese typing tool EVKey.

Note to readers , if the virus infected application can be misidentified or you download from unofficial sources. Download the author's main folder under the link below.

1. Fix error Unikey does not show icon on Taskbar
2. Fix the error Unikey can't type Vietnamese
3. Switch font code with Unikey

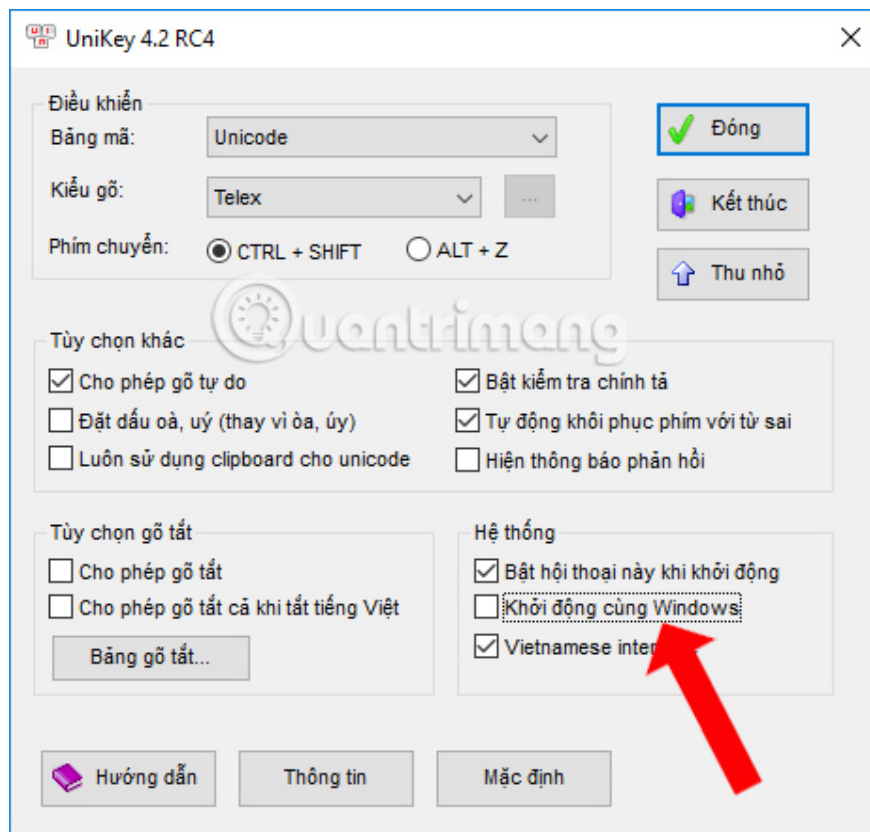
Instructions for installing the EVKey typing tool

Step 1:

Download EVKey and install on your computer.

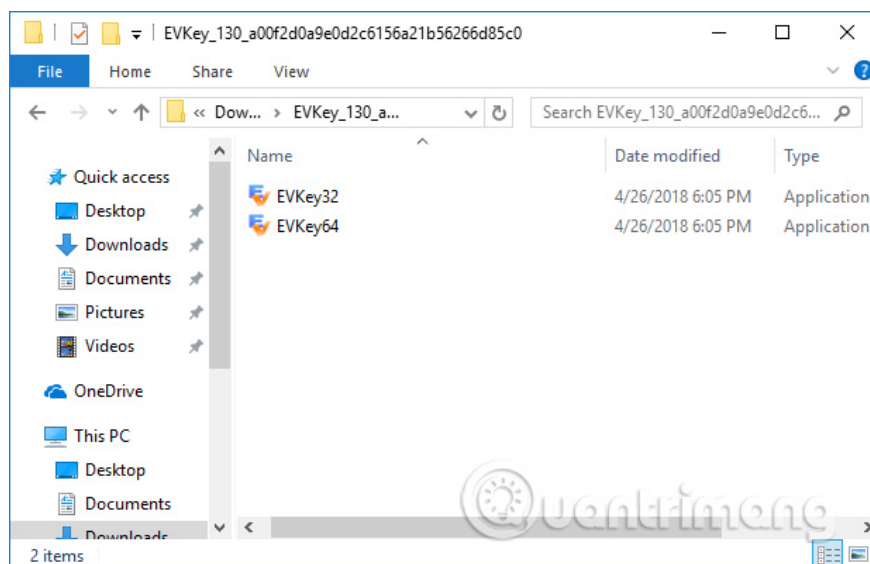
Step 2:

Before unpacking EVKey, please turn off the Vietnamese tools you are using on your computer. If using Unikey, open the Unikey dialog box and **turn off the Start with Windows option and exit Unikey** .




Step 3:

Proceed to **extract the downloaded EVKey zip file** . In the unzipped folder, there are two files EVKey32.exe and EVKey64.exe corresponding to your Windows version, 32-bit or 64-bit. Select the correct version to install on your computer.

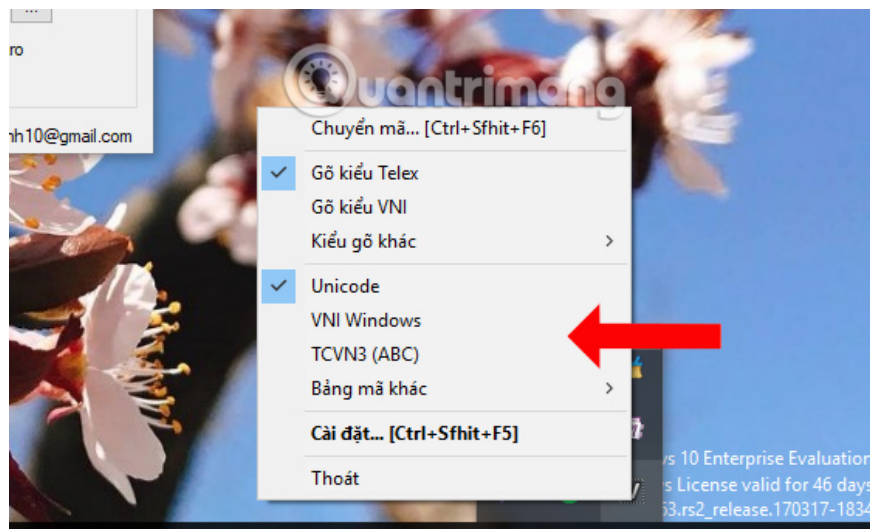


Step 4:

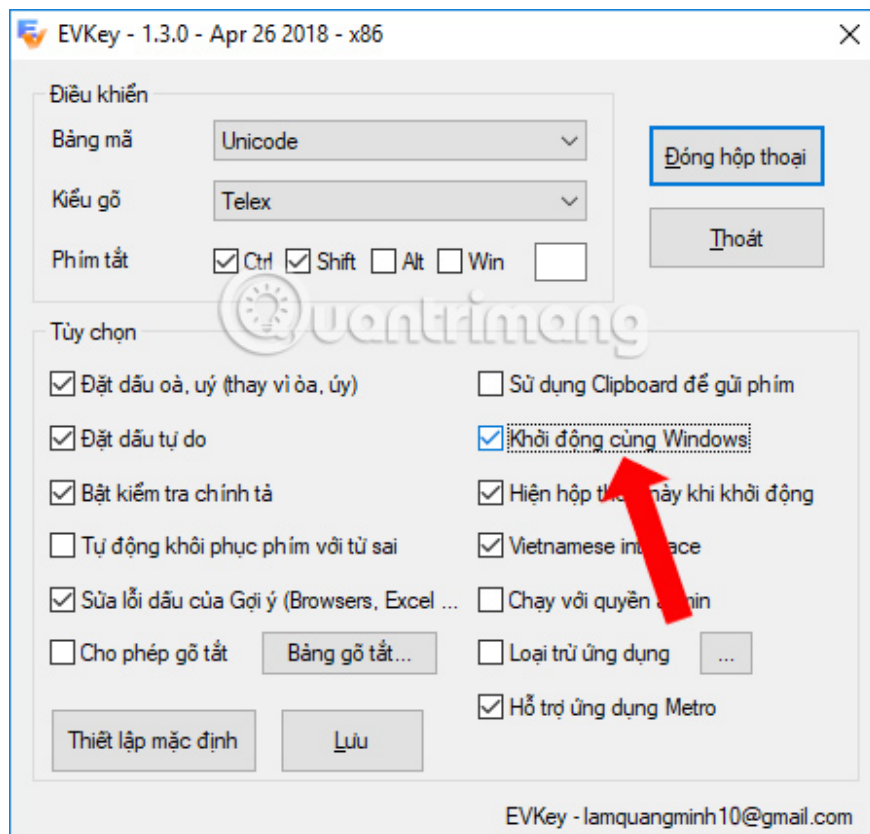
When starting the EVKey tool, the software control dialog box will appear immediately, followed by the icon of the tool under the system tray.



Right-clicking on the icon will have a quick options menu for the typing methods used.

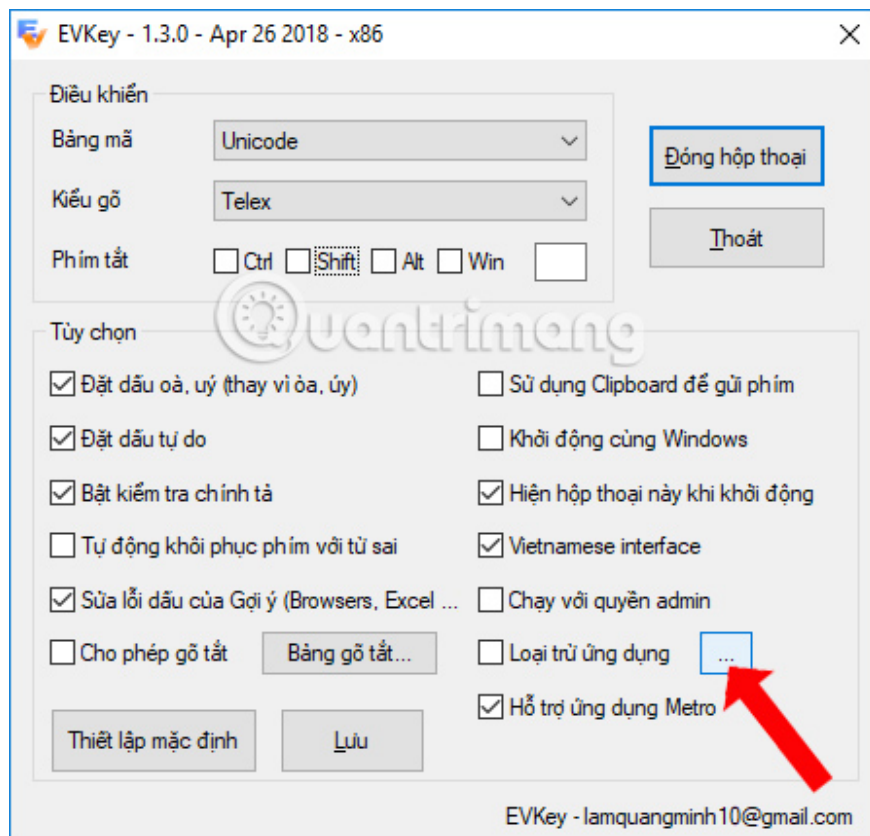


At the console for EVKey, select on **Start with Windows** to EVkey always run at startup.

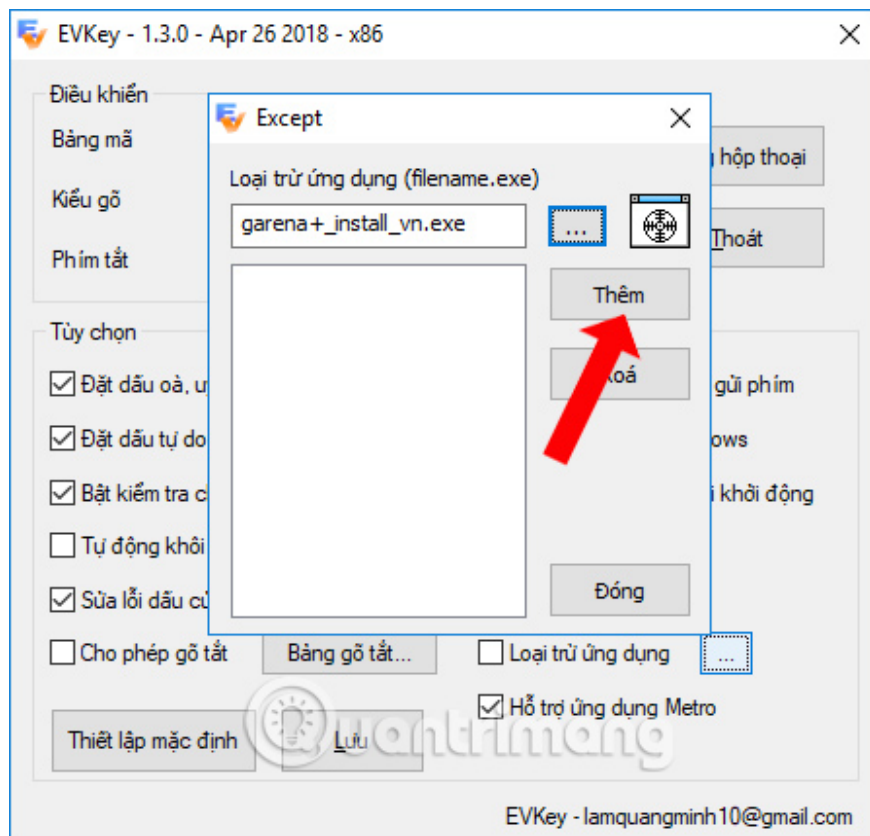


Step 5:

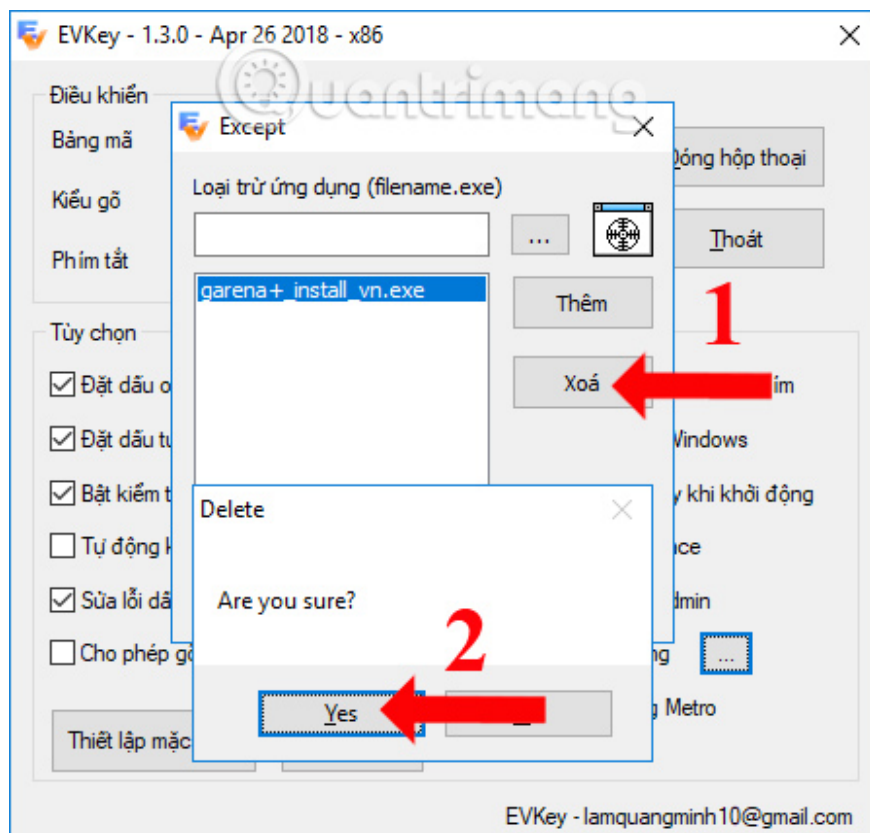
In case the user wants to **turn off Vietnamese keyboard input with some applications** , click on **the three dots button** next to the **Application exclusion** section.



Click on **the 3 dots icon** to find the application that wants to turn off Vietnamese typing. Or users can press and hold the position button next to the mouse and hover over the application window to turn off Vietnamese keyboard input. Then click **the Add button** .

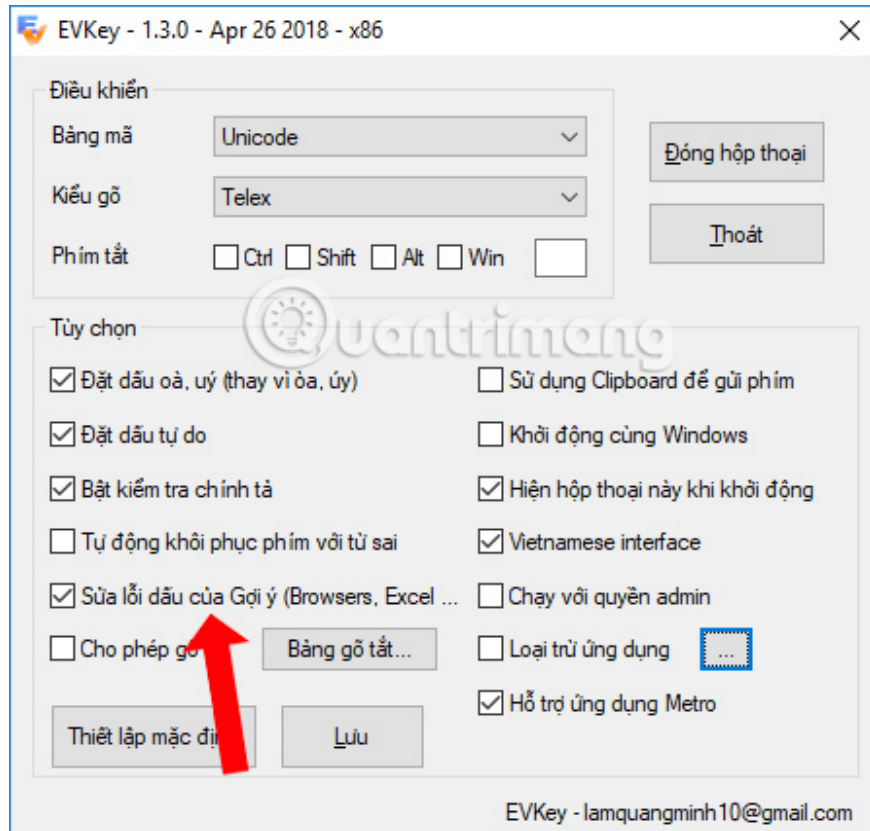


In case you want to **use Vietnamese again**, click on the Delete button. Click the Yes button to agree to delete.



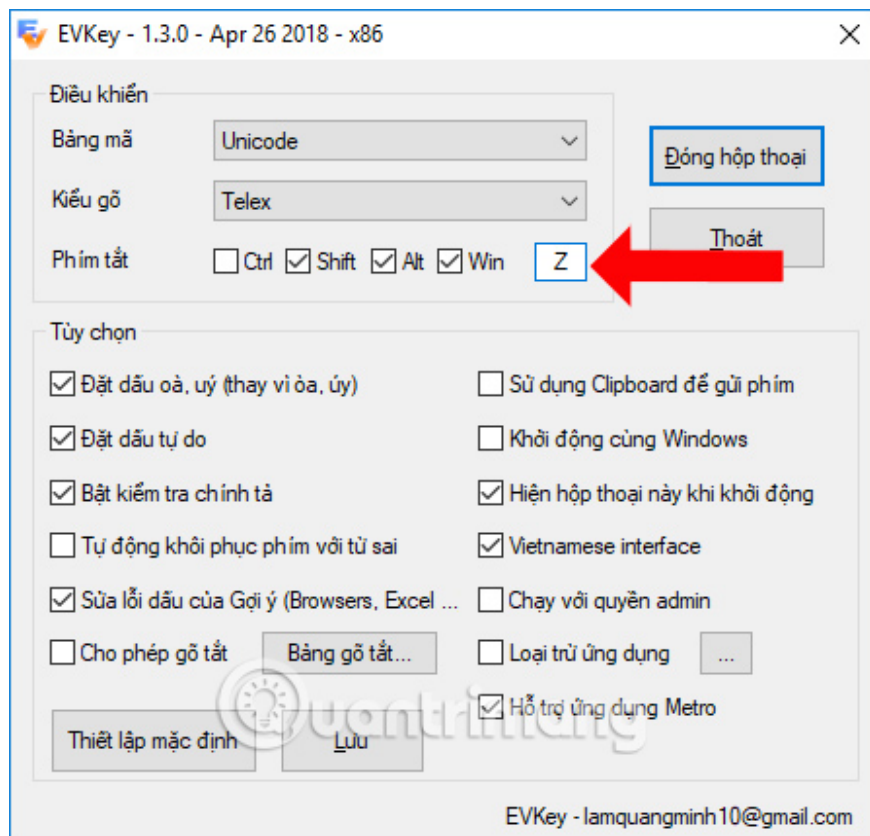
Step 6:

The built-in EVKey is available to **fix hint mark error on browser, Excel**, limiting the situation of not typing Vietnamese. This feature even on Unikey is not available.



Step 7:

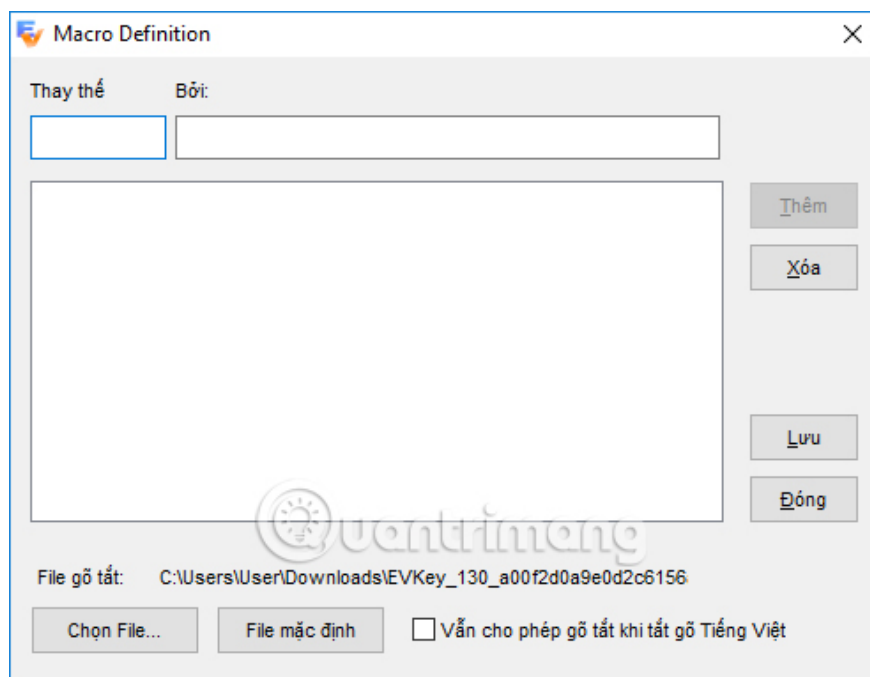
The **EVKey keyboard shortcut** is also expanded compared to Unikey, allowing users to use multiple keyboard shortcuts, customizing shortcuts, and creating shortcuts that are easy to remember depending on the user.



Step 8:

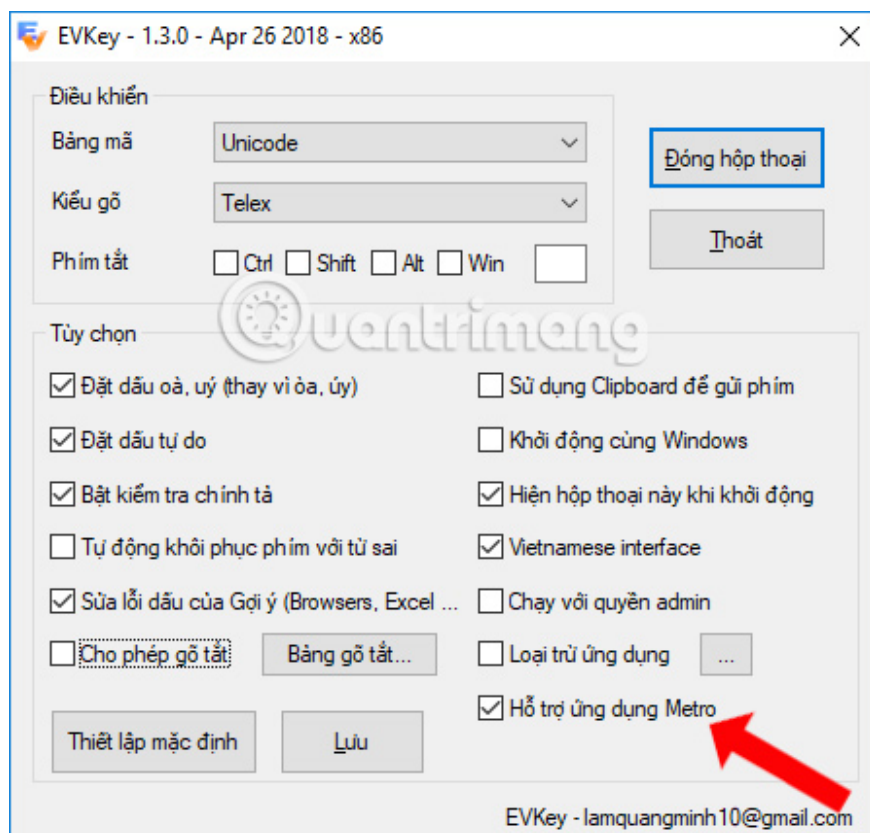
The EVKey keyboard shortcut is also clearly set so that users can create abbreviated lists, start with Windows with Admin rights. Click on **the Shortcut button** and then enter the word you want to shortcut to the interface with Macro Definition.

This shortcut will have the section Still allowing to type off when Vietnamese is turned off.



Step 9:

A new feature of EVKey is **typing Vietnamese on Metro applications such** as Skype, Mail, Facebook, Messenger, Edge, etc. Metro applications are applications developed with Microsoft's WinRT tool. By default, EVKey will support Metro application, but you should also choose to support Metro application when Metro application is wrongly marked.



Overall, EVKey is very simple to use and has a clear interface, extending more options for Vietnamese typing for users that Unikey does not have. Please install EVKey and experience this Vietnamese percussion.

See more:

1. How to transfer unsigned text with Unikey
2. How to use the shortcut function in Unikey?
3. Fix the error Unikey can't type Vietnamese

Hope this article is useful to you!

You finished reading the article "**How to use the new EVKey Vietnamese keyboard**" edited by the [TipsMake](#) team. We hope this article has provided you with many useful tech tips and tricks. You can search for similar articles on tips and guides. Thank you for reading and for following us regularly.