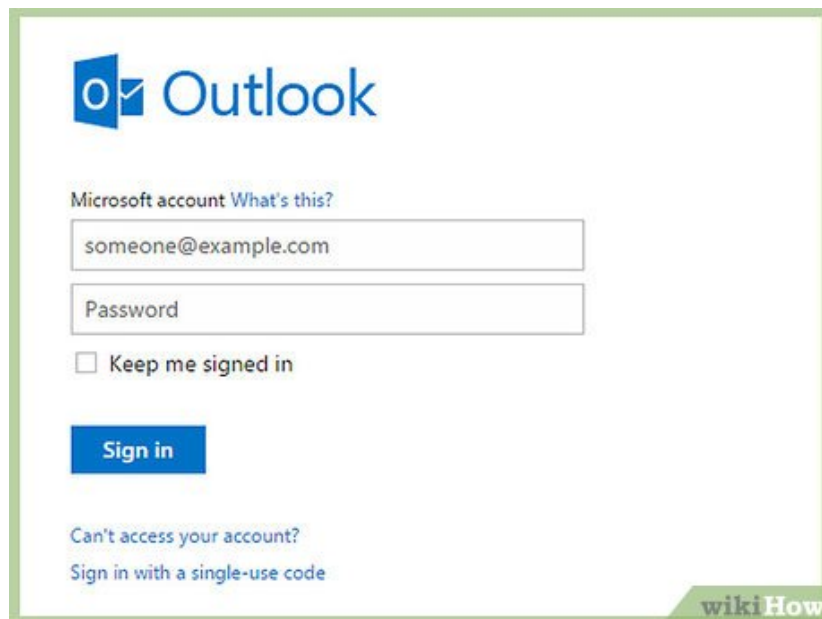


How to Use the Internet

Using the internet is a vital thing for this century. However, some people don't know how to use the web. To learn many of the ways that you can use the web, just get started with Step 1 below. Use email. Email is a lot like regular mail...

Part 1 of 5:

Keeping Up with Friends and Family



1.

Use email. Email is a lot like regular mail and you can use it in many of the same ways. You'll need to sign up with an email service in order to get an address, though. Many email services are free and good ones include GMail and Outlook.com. When you go to check your email, you will go to the website for the service you signed up with and only the service you signed up with in order to read your mail.

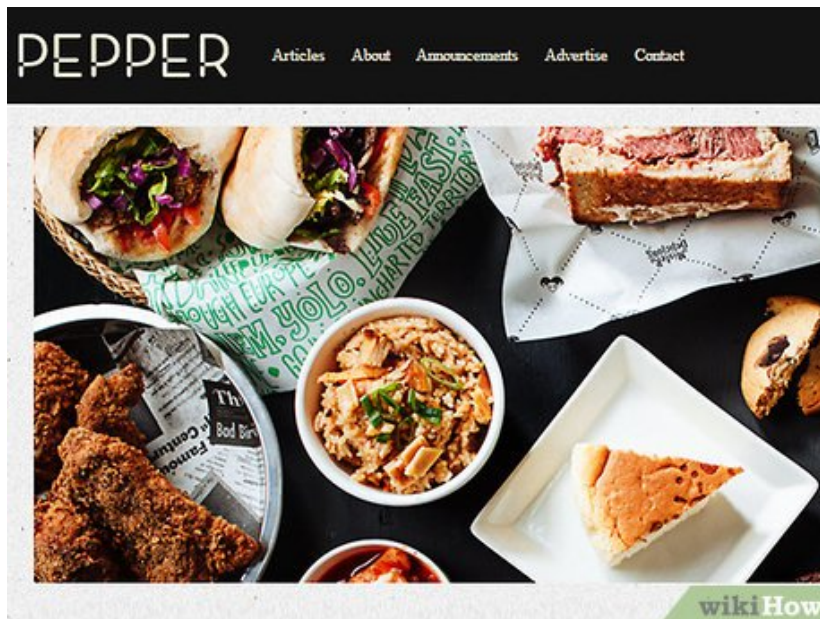
1. Email addresses don't look like street addresses. They are in a format like yourname@website.com. For example, the email to reach us here at wikiHow is wiki@wikihow.com. If your name is John Doe and you sign up with Gmail, your address could look like JohnDoe@gmail.com, JDoe@gmail.com, JohnD@gmail.com, or even something totally different like WarVet63@gmail.com.



2.

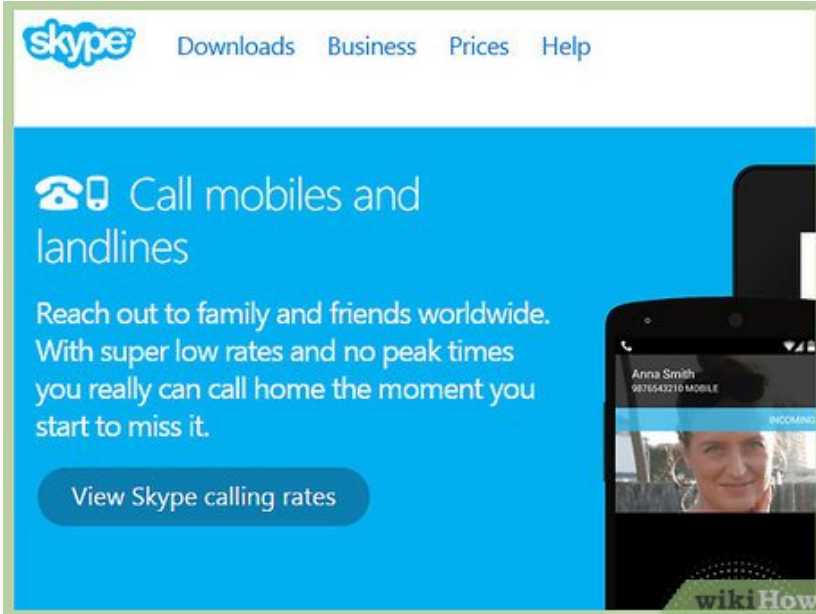
Use Social Media. Social media is a term that encompasses a lot of different kind of websites, all for connecting and communicating with other people. Commonly used forms of social media include:

1. Facebook, which is used for lots of different purposes, from messaging to sharing pictures and videos.
2. Twitter, which is used for sending very short updates and thoughts about your life.
3. Instagram, which is used for sharing pictures.
4. |Pinterest which is for sharing items you find on the internet.



3.

Read or write blogs. A blog, which was derived from the term web log, is an online journal. You can put text, pictures, and even videos in a blog. You can write your own or you can read someone else's. Blogs cover all sorts of different subjects, and are starting to replace certain sections of the newspaper in their function.

4. The image shows a screenshot of the Skype website. At the top, there is a navigation bar with the Skype logo and links for Downloads, Business, Prices, and Help. The main content area has a blue background with the text "Call mobiles and landlines" and "Reach out to family and friends worldwide. With super low rates and no peak times you really can call home the moment you start to miss it." Below this is a button that says "View Skype calling rates". On the right side, there is a mobile phone displaying an incoming call from "Anna Smith" with the number "9876543210 MOBILE". A "wikiHow" watermark is visible in the bottom right corner of the screenshot.

Chat! You can use the internet to talk directly with people you know (or even people you don't know). If you want to talk face-to-face or with voice like a phone, you can use services like Skype, which is often free or a low price. You can also type-chat, which is like talking but with just text, using a number of different services (like AOL's Instant Messenger service AIM).

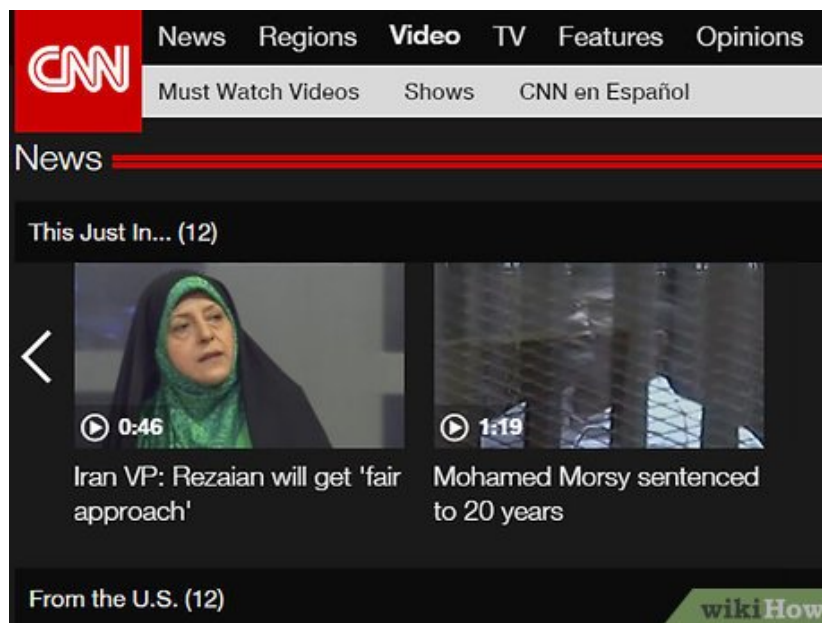
5. The image shows a screenshot of the Match.com website. At the top, there is a "Member Sign In" link. Below the navigation bar, there is a grid of profile photos of various people. A blue search filter overlay is centered on the page, containing the text "1 in 5 Relationships Start Online & More of Them Start at Match.com". The filter includes dropdown menus for "I am a" (set to "Woman"), "looking for a" (set to "Man"), "Between ages" (set to "25" and "35"), "Country" (set to "Philippines"), and "Region" (set to "All Regions"). A green button labeled "VIEW PHOTOS >>" is at the bottom of the filter. A "wikiHow" watermark is visible in the bottom right corner of the screenshot.

Start dating! You can also date online! There are sites that are free, as well as sites that you pay for, all with the goal of helping you meet someone that's right for you. There are even specialty dating websites, for people in particular professions or with special interests. Match and eHarmony are the most common. Meetme is a popular free dating site and app for smartphones, tablets, and computers.

Keeping Up with Events

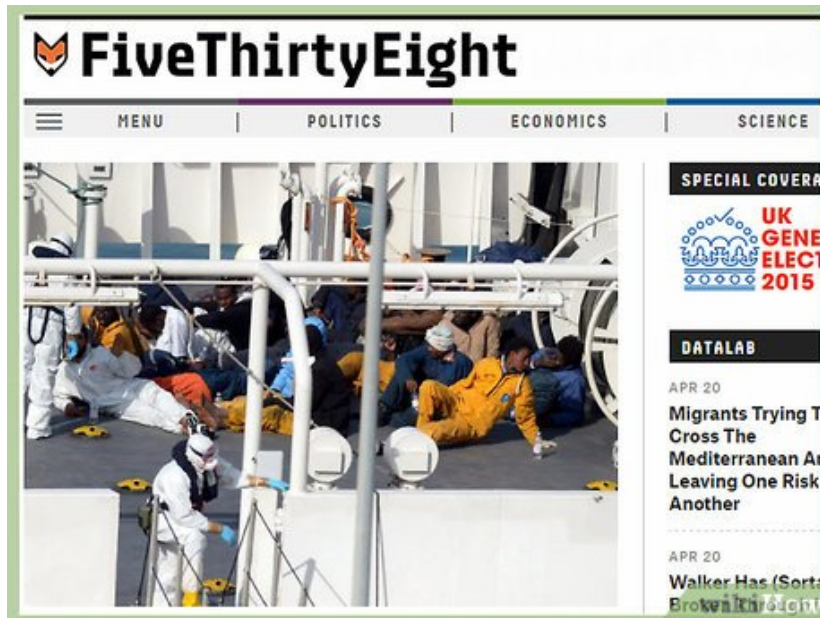


Read the news. You can read the newspaper online, often for free or cheaper than what you would pay for print. Most major newspapers include an online edition. These often may pair with videos for a multimedia experience. Try searching for your favorite newspaper! New York Times and CNN are common news sites.



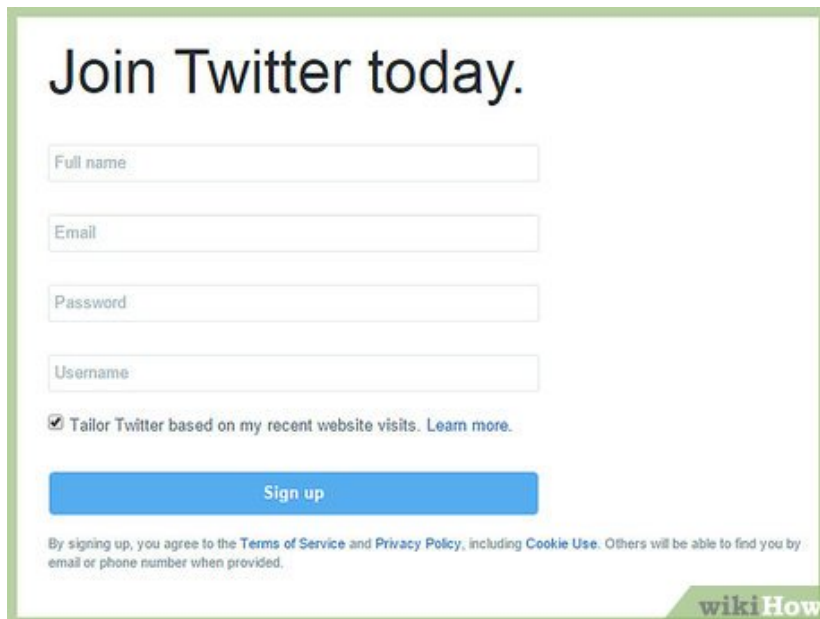
Watch the news. You can also watch the news online. Go to the website for your local TV station to see what they offer, or watch clips from major news networks, like the BBC.

3.



Get opinions and analysis. You can get op-ed style articles as well as financial, sports, and political analysis easily online, from blogs, news sites, and other websites. One popular source of online analysis is Nate Silver, through his FiveThirtyEight blog.,

4.




Twitter. Twitter, while a common form of social media that is mainly used for telling all your friends about something weird you just ate, can also be used to keep up-to-date on important events. Follow Twitter feeds for official offices, like the White House or major news networks, to get the latest on events as they happen.

Part 3 of 5:

Managing Your Life

1.




Do online banking. Many major banks allow online banking, in which you can get your statements, make deposits and withdrawals, order checks, and do other common bank activities. Check the official site for your bank or call them to find out more information.

2.



Pay your bills. You can also often pay your bills online or even set up automatic payments, so you don't have to worry about paying a particular bill each month. You can set this up through your bank's website (sometimes, depending on the bank) or you can go to the website for the company that you have to pay (if they have online bill-pay set up). Call them for more information.

3.



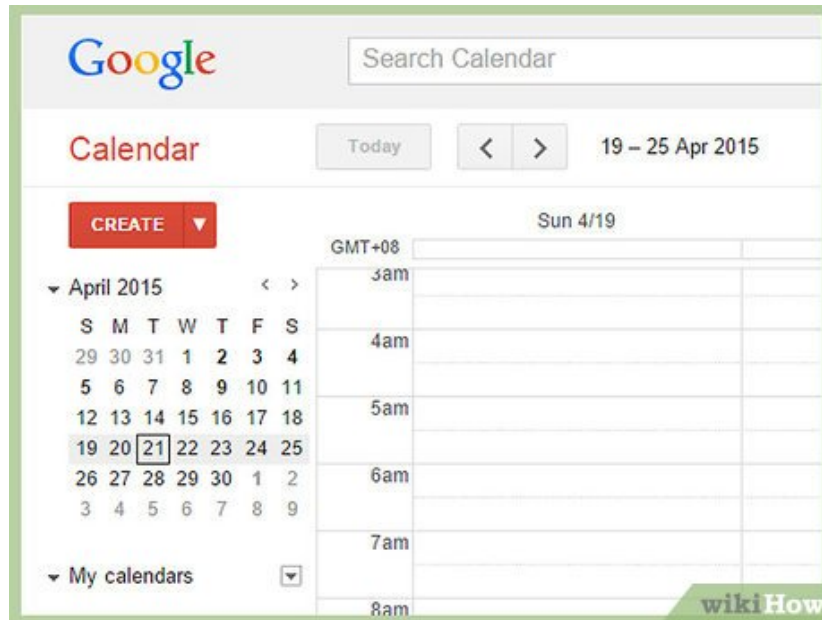
Balance your checkbook. You can use free services like Google Spreadsheets to set up a tracker for your monthly expenses. This will be easier if you have experience with programs like Microsoft Excel, but you can also get templates that are easy to fill out. This service is free, as long as you have a Google Account.

4.




Invest your money. If you love playing the stocks, you can even invest your money online, using websites like ETrade to buy, sell, and track your stocks. This is easy to do and gives you much more control over you trades.

5.



Keep a calendar. You can keep a calendar with all of your appointments, birthdays, and anniversaries using tools like Google Calendar. You can even share your calendar with friends and family, so that they know where to find you and what's going on in your life.

6.



Find a new job! If you want to get a paid job or even a volunteer position, you can find many opportunities online, using websites like Monster.com. You can search by what you want to do, where you are, how often you're available, etc. You can even do things like make resumes.

Part 4 of 5:

Researching Information

1. 

Find professional services. The internet is quickly becoming like a giant directory. Most professional services these days either have a website or at least a Google listing, so that you can easily get addresses and contact information, as well as hours and pricing. You can even use some websites to get recommendations, like AngieList.com.

2. 

Take classes. You can take full university courses or even just free courses online, if you want to learn a new skill or keep your brain active. You can find free courses from major universities on websites like Coursera, but actual degree programs online usually cost money.



Learn new things. If you're in the mood for more of a lecture than a full class, you can also find this kind of bite-size info on the internet. Go to websites like TED to see interesting lectures from some of the best minds in the world, for free. You can learn loads of basic skills (and not-so-basic ones!) on websites like this one, wikiHow. You can also find websites like Wikipedia, which is a free online encyclopedia and contains a vast wealth of information.. YouTube has lots of information and entertainment in video format.



Learn about your family history. If you're interested in your family history, you can do research about where you and your family come from. There are lots of ancestry websites which can provide not only information but also sometimes things like pictures or draft cards. Try Ancestry.com, FamilySearch.org, and EllisIsland.org. Many publicly available census records are also online.

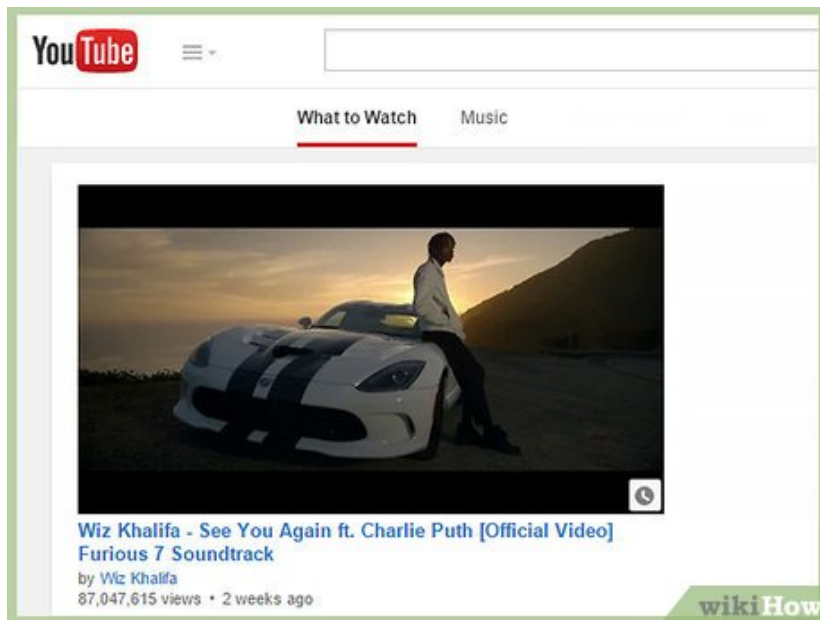
Entertaining Yourself

1.




Watch television and movies. You don't have to have cable any more if you don't want to. Many popular TV shows and movies can be watched through services like Netflix or Hulu, which can even stream right to your TV. These usually cost money, but it's much, much cheaper than paying for cable.

2.



Watch YouTube. Youtube carries all sorts of different video content. You can watch funny clips, family movies, full TV shows, full movies, clips of either of those things, or even just do things like listen to songs.

5. A Spotify advertisement with a green border. At the top left is the Spotify logo. The main headline reads "Music for everyone." in large, bold, black font. Below this, smaller text says "Spotify is all the music you'll ever need. Listen free or subscribe to Spotify Premium." There are two buttons: a green "GET FREE" button and a white "GO PREMIUM" button with a black border, separated by the word "Or". A "wild How" logo is visible in the bottom right corner of the ad.

Listen to music. You can also listen to music online. There are many free websites that let you listen to music that you like. Pandora is a free internet radio that lets you choose what kind of music to listen to. Slacker.com is similar to a satellite radio service with a wide variety of music of all genres. You can also try to bring up specific songs or artists using websites like YouTube.

You finished reading the article "**How to Use the Internet**" edited by the [TipsMake](#) team. We hope this article has provided you with many useful tech tips and tricks. You can search for similar articles on tips and guides. Thank you for reading and for following us regularly.