

How to use the application Houseparty chat, video call

Houseparty is a completely new chat application that supports many different platforms.

Video calling applications now support group calling, making it easier for many people to communicate with each other. Besides popular video calling applications such as Messenger, Skype, etc., there are new messaging and video chat applications like Houseparty for example.

The app brings group chat space when sending messages or video chat at ease. Videos recorded on Houseparty can be shared with members of the group to review when they are unable to join the chat group. Houseparty supports on iOS, Android, Chrome, and Mac platforms so we can call Houseparty video right on the computer. The following article will guide you how to use Houseparty.

1. How to register for a Houseparty account

Step 1:

Users click on the link below to install Houseparty with the correct device.

Download Houseparty for Android :

<https://play.google.com/store/apps/details?id=com.herzick.houseparty>

Download Houseparty for iOS

<https://apps.apple.com/us/app/houseparty-group-video-chat/id1065781769>

Download Houseparty for Chrome

<https://chrome.google.com/webstore/detail/houseparty/cjkkodhikogdenlfobgbhkggogejidim>

Step 2:

At the first interface, **click Sign up** to create Houseparty account. Next we **enter** account **information** , email, avatar, password and **click Next** below.



Talk to your friends

Sign Up


I Already Have An Account



< Back

Sign Up

Profile Picture

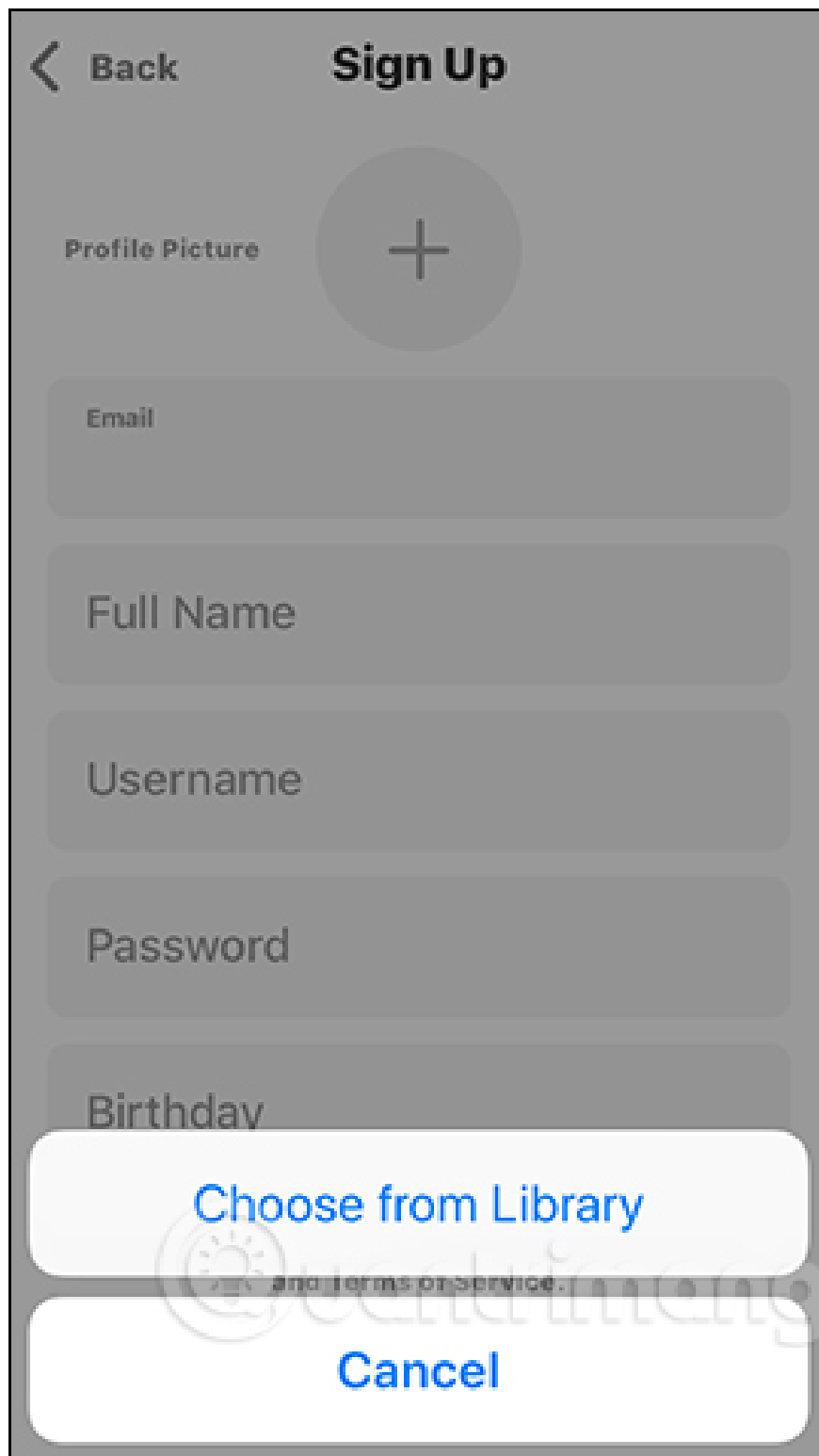


Email

Full Name

Next





Step 3:

Next to the user **enter personal phone number** to receive the authentication message, press Send SMS or can press Skip to skip. We then proceed with the setup steps on Houseparty to use the application.

Find Your Friends

Skip

Please verify your phone number so we know you are a real person.

Country

Việt Nam



Mobile Number

+84

We'll send you an SMS verification code.

Send SMS

1

2

ABC

3

DEF

4

GHI

5

JKL

6

MNO

7

PQRS

8

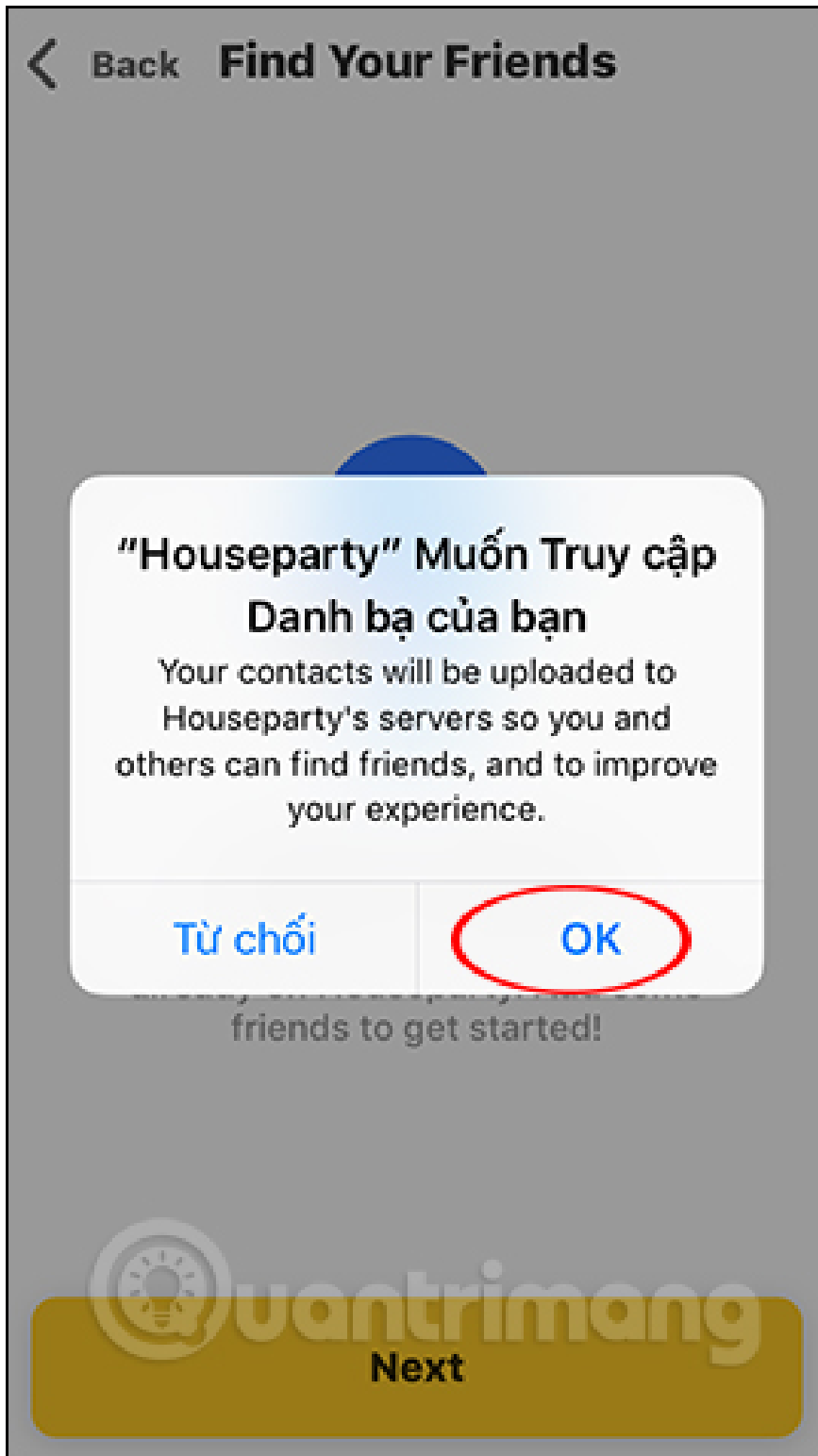
TUV

9

WXYZ

0





Houseparty needs users **to access your contacts and Facebook accounts** to find friends who are using the service to make friends or send invitations if not already used.



Back

Find Your Friends



Allow Address Book

You need friends to video chat, use your Contacts to find them.

[Skip](#)

[Go to Settings](#)

See which of your Contacts are already on Houseparty. Add some friends to get started!



Quantrimang

Next



Back

Find Your Friends

Skip

**"Houseparty" muốn sử dụng
"facebook.com" để đăng
nhập**

Việc này cho phép ứng dụng và trang
web chia sẻ thông tin về bạn.

Hủy

Tiếp tục



Quantrimang

Next

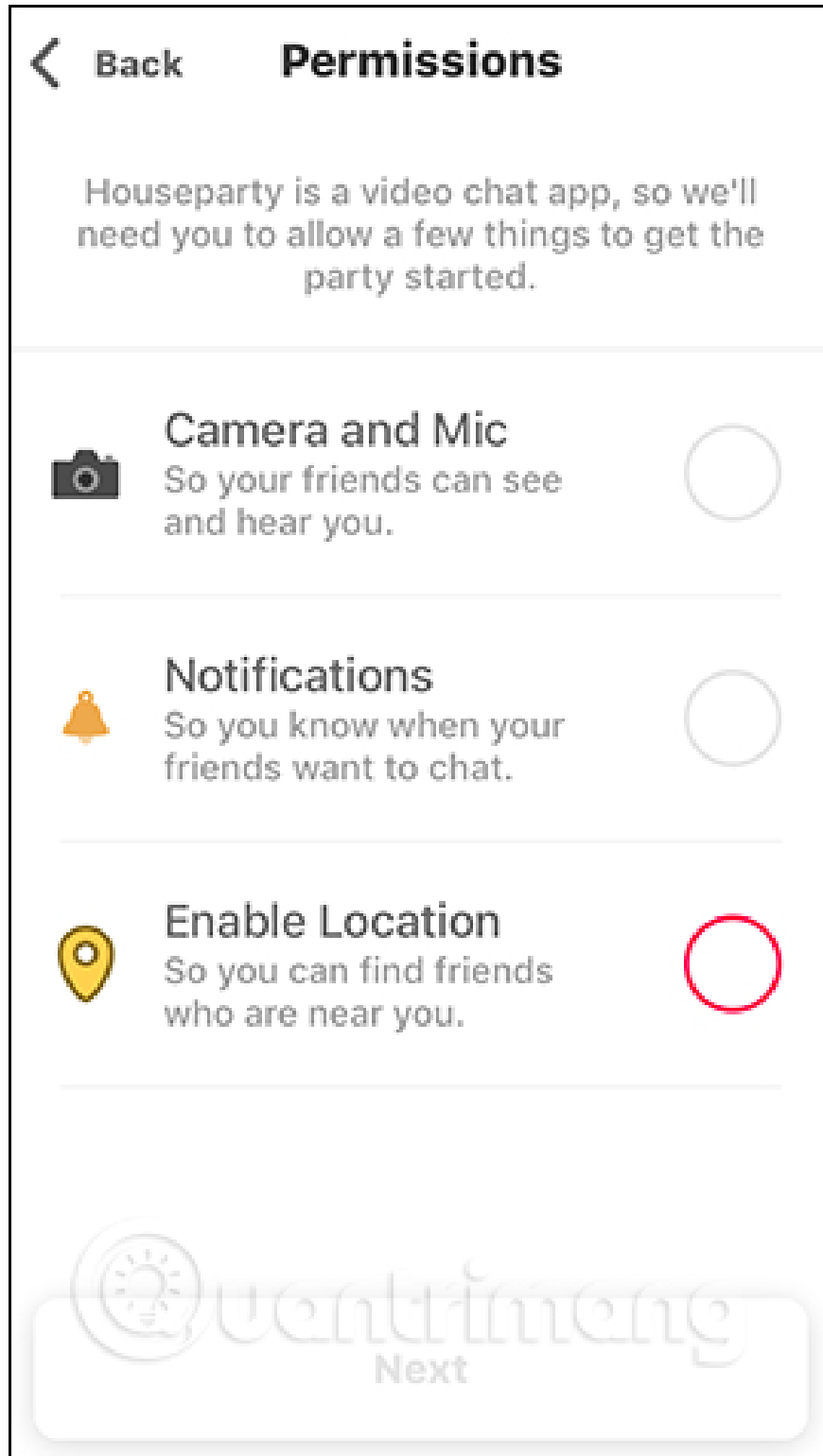


Step 4:

Then display the feature introduction interface, press Skip to skip. In the interface Permissions you need to select to grant use rights, including:

1. Camera and Mic: Let friends see and hear you.
2. Enable Location: So you can find friends near you.

3. Notifications: To receive notifications when friends want to chat.





Back

Permissions

Houseparty is a video chat app, so we'll need you to allow a few things to get the party started.



Camera and Mic

So your friends can see and hear you.

"Houseparty" Muốn Truy cập Micrô

Allow microphone access so your friends can hear you on Houseparty.

Từ chối

OK

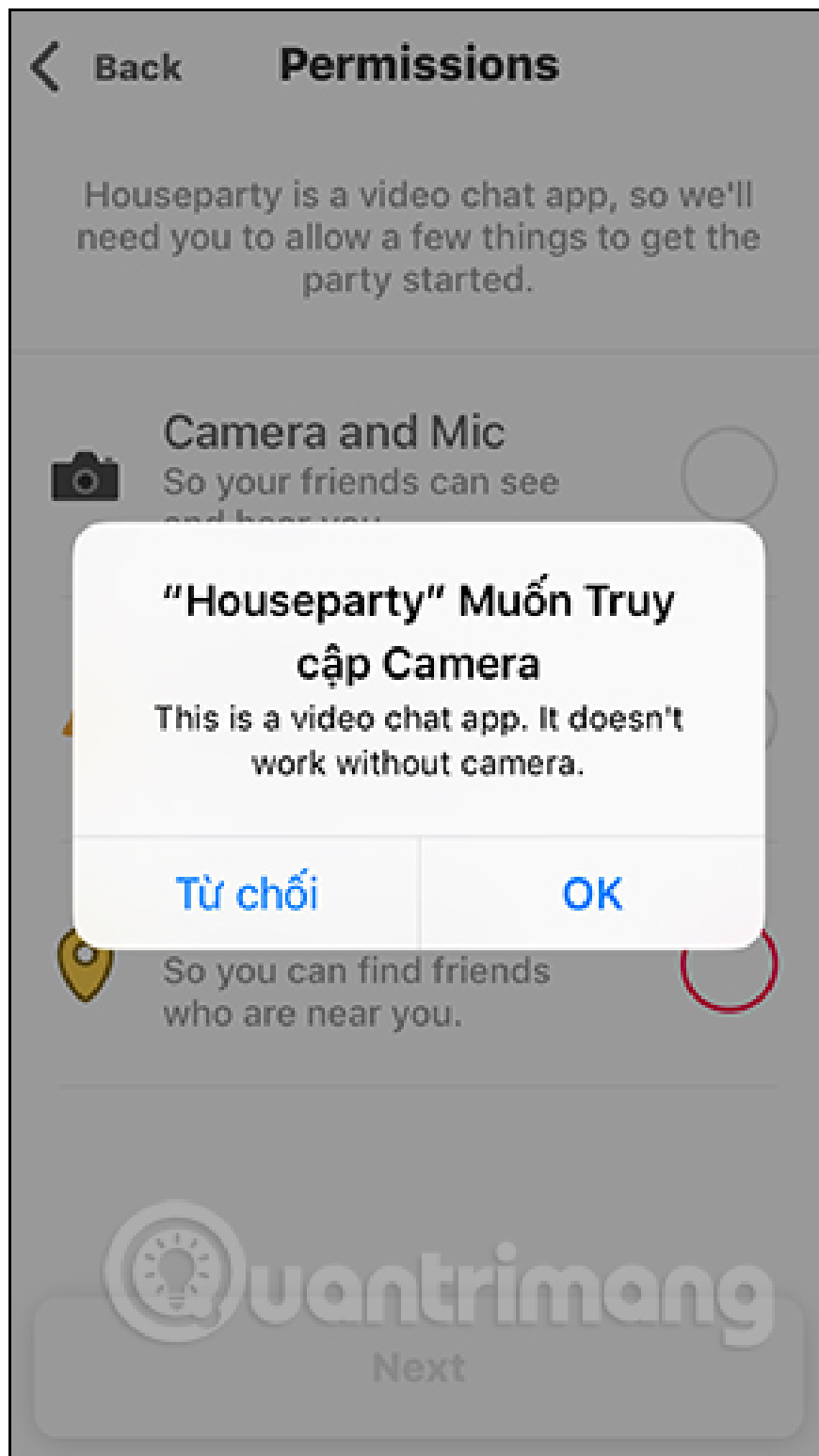


So you can find friends who are near you.



Quantrimang

Next



Clicking on each item will display the interface that requires users to agree to access or use the features on the device. Finally **click Next** to complete.



Back

Permissions

Houseparty is a video chat app, so we'll need you to allow a few things to get the party started.



Camera and Mic

So your friends can see and



"Houseparty" Muốn Gửi Thông báo cho Bạn

Thông báo có thể bao gồm cảnh báo,
âm thanh và biểu tượng. Bạn có thể
định cấu hình chúng trong Cài đặt.

Từ chối

Cho phép

So you can find friends
who are near you.



Quantrimang

Next



Back

Permissions

Houseparty is a video chat app, so we'll need you to allow a few things to get the party started.



Camera and Mic

So your friends can see and hear you.



Allow Location

Location will help you find friends near you.

[Nevermind](#)

[Go to Settings](#)



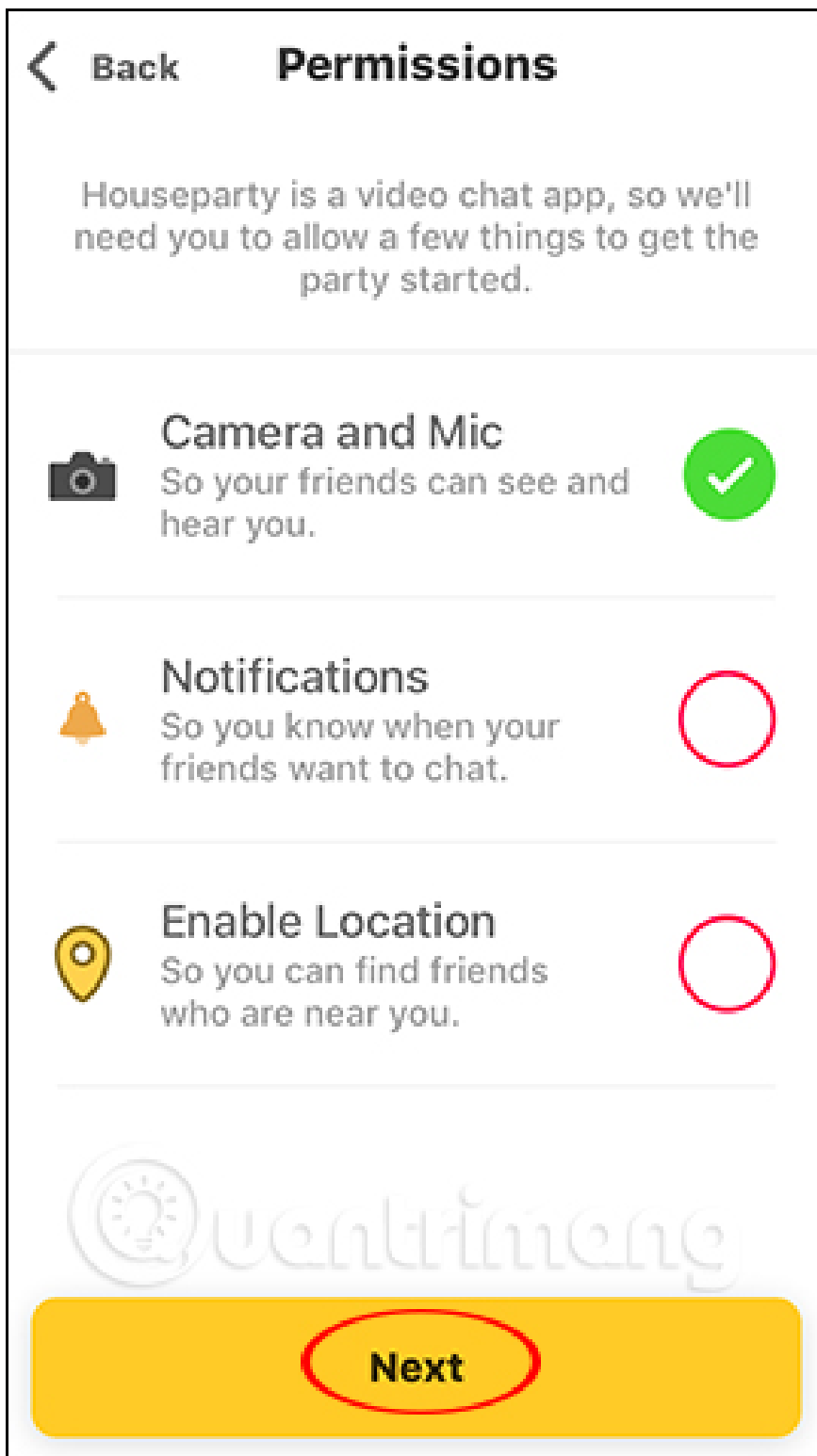
Enable Location

So you can find friends who are near you.



uantrimang

Next

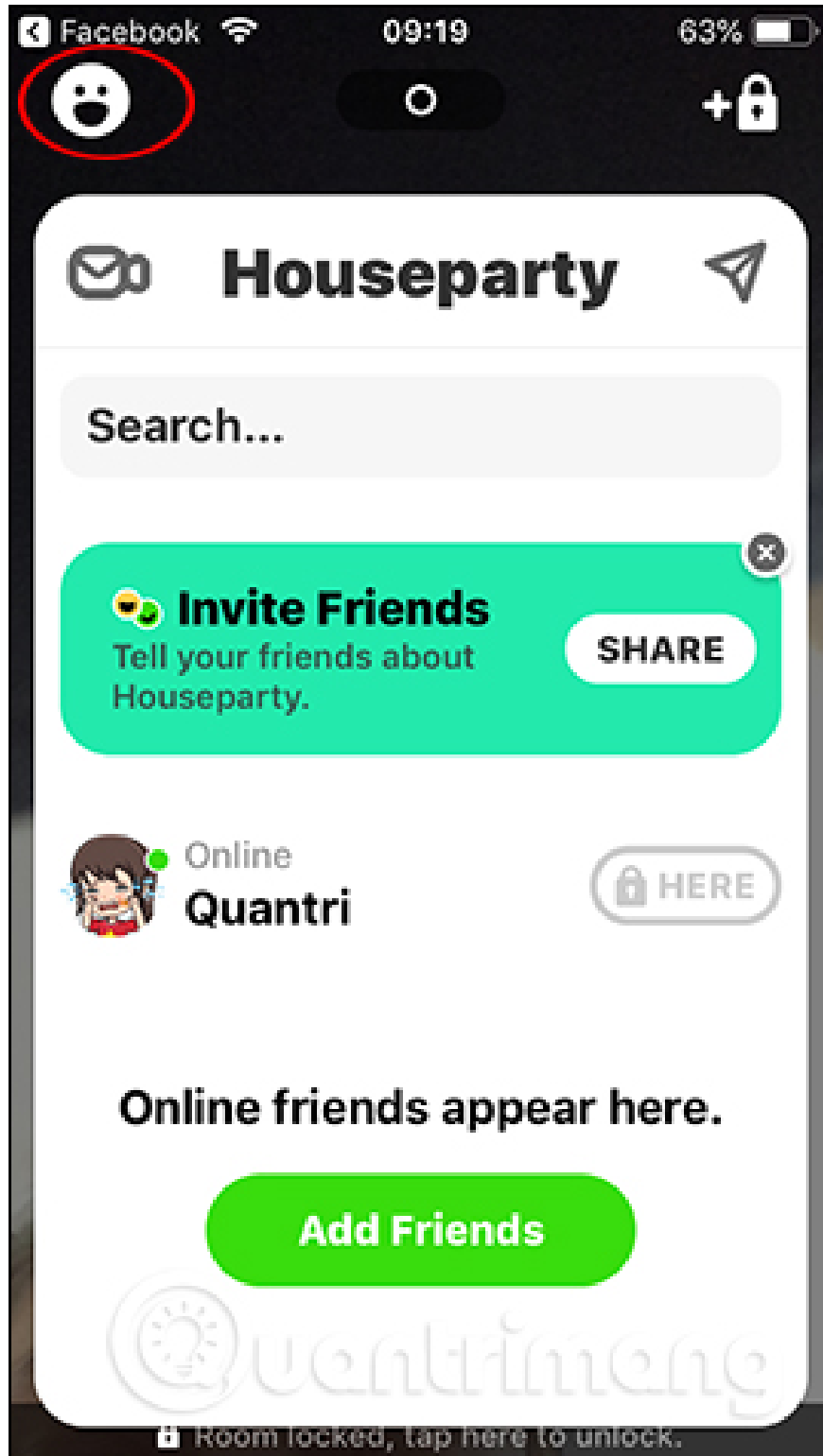


2. Instructions for texting, video chat on Houseparty

Step 1:

After the installation is complete, we will see the search interface for friends, invite friends to join, add friends to Houseparty to chat and text. Click **the smiley icon** in the top left corner to add options.

1. Add Friends: Allows you to find, invite by name, in contacts, in Facebook, close to your location or on the website.
2. My Friends: Show friends added.





Friends



Add Friends

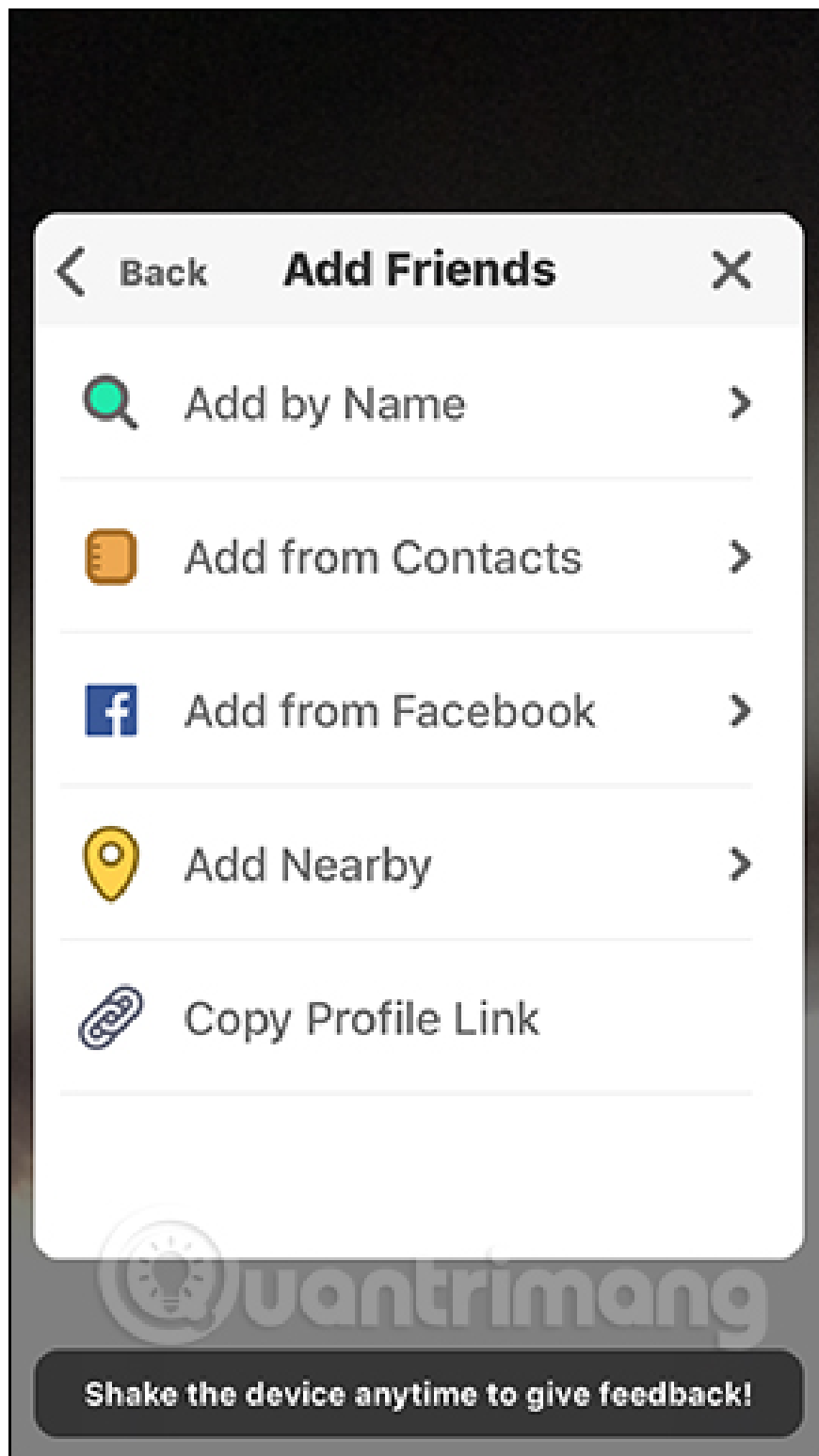


My Friends



uantrimang

Shake the device anytime to give feedback!



Step 2:

When searching for friends, **click Add** to add them to your personal friends list. So you have added friends successfully. Clicking on **My Friends** will display the name of your friends list. Click on **the dot icon** at the name with the Unfriend option.

< Back

Facebook



Q Search by Name



Kietxu
qtm01

Add



Quantrimang

Shake the device anytime to give feedback!

< Back

Facebook



Q Search by Name



Kietxu
qtm01

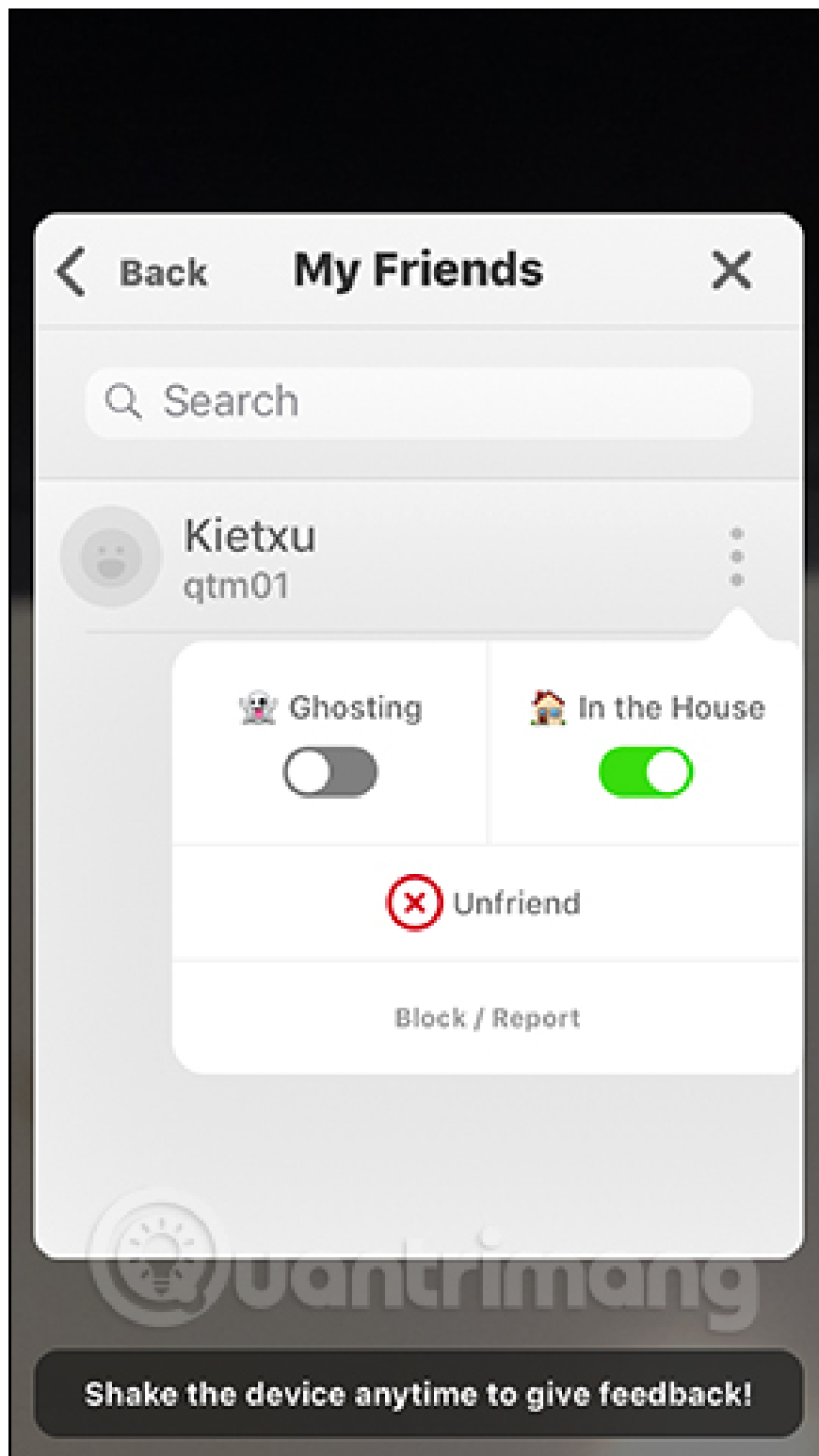
Add



Kietxu
qtm01



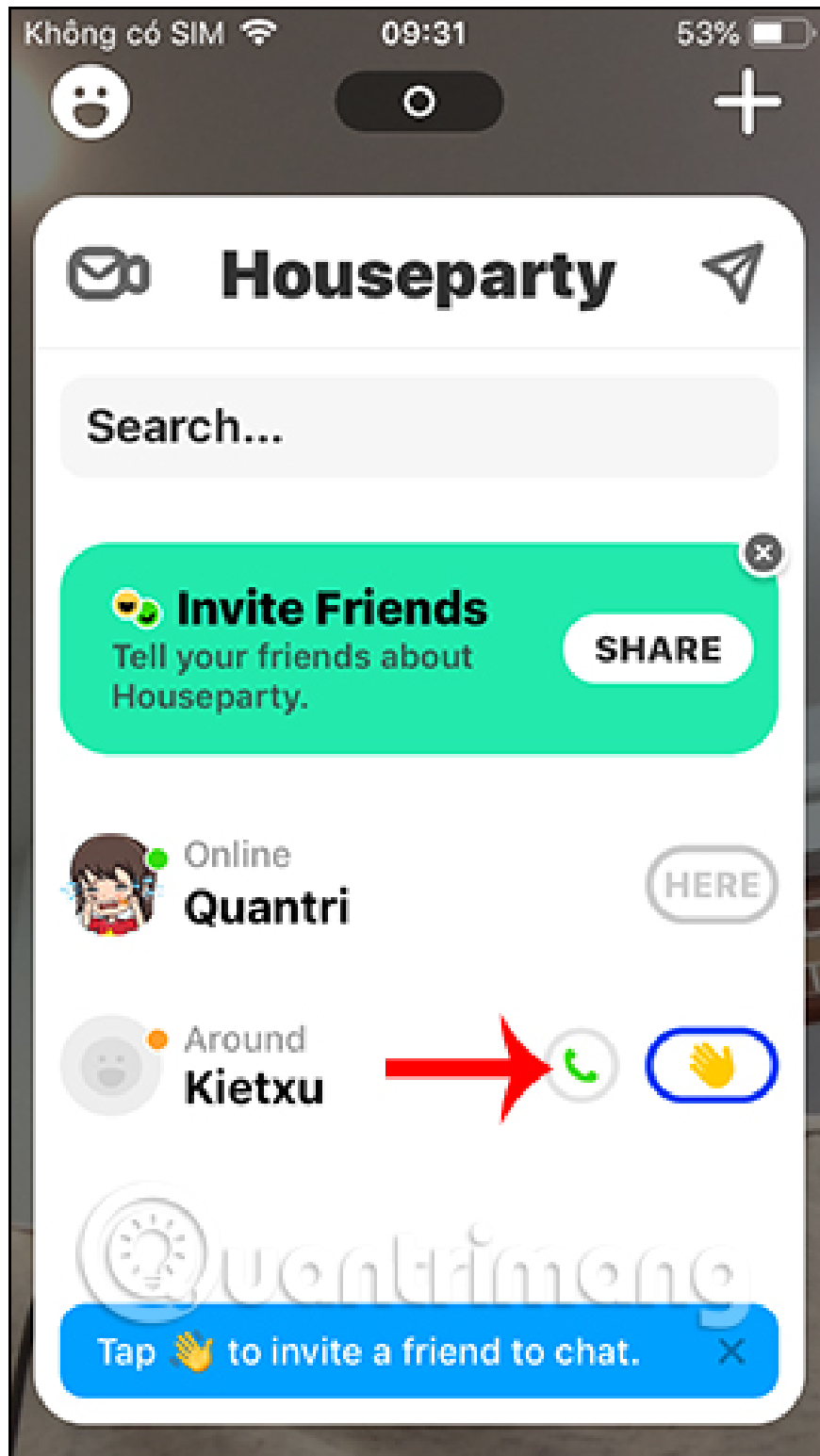
ADD FRIEND




Step 3:



To video chat, **swipe the screen from bottom to top** and then press **the phone icon** to make a video call to a friend. If you want to **add other people to the chat room**, click on **the plus sign** above to add another person to the group.

In the call interface when personal chat. If you want to **prevent others from joining the chat room** , press the **open lock icon** .




 **Calling now...**
KIETXU X

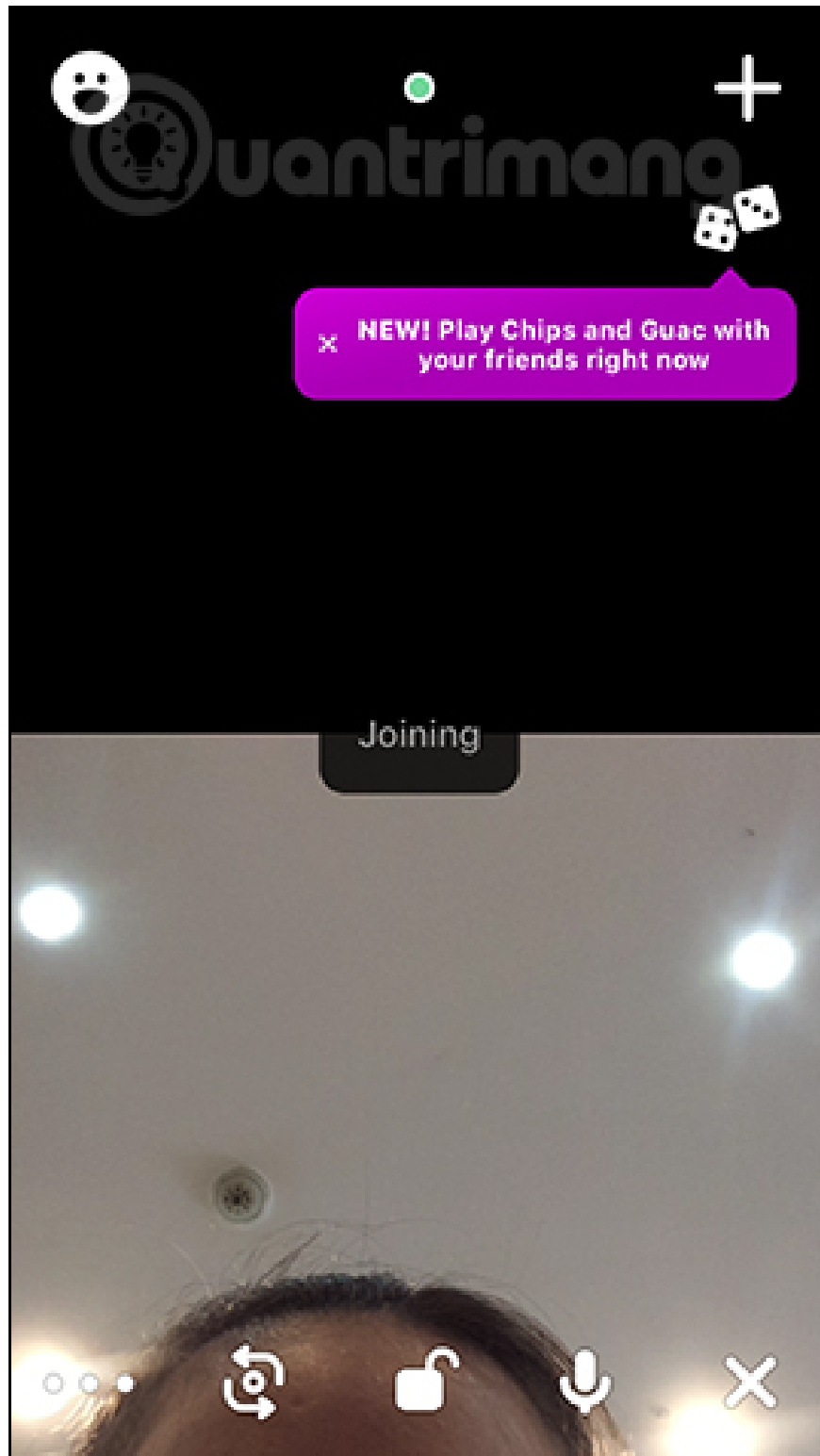
Search...

 **Invite Friends** 
Tell your friends about Houseparty.
SHARE

 Online
Quantri **HERE**

 Around
Kietxu  

Tap  to invite a friend to chat. 



Step 4:

To **text** other people, we also swipe the screen from bottom to top and then **click on a friend's name** to text. Display message frame to enter content as usual. The enemy when accessing the application will receive a notification message immediately.

Không có SIM

09:42

30%



Kietxu ⚙️

qtm01 • Last seen 3m ago

You haven't passed any notes yet.
Type something below to start messaging!

Pass a note...



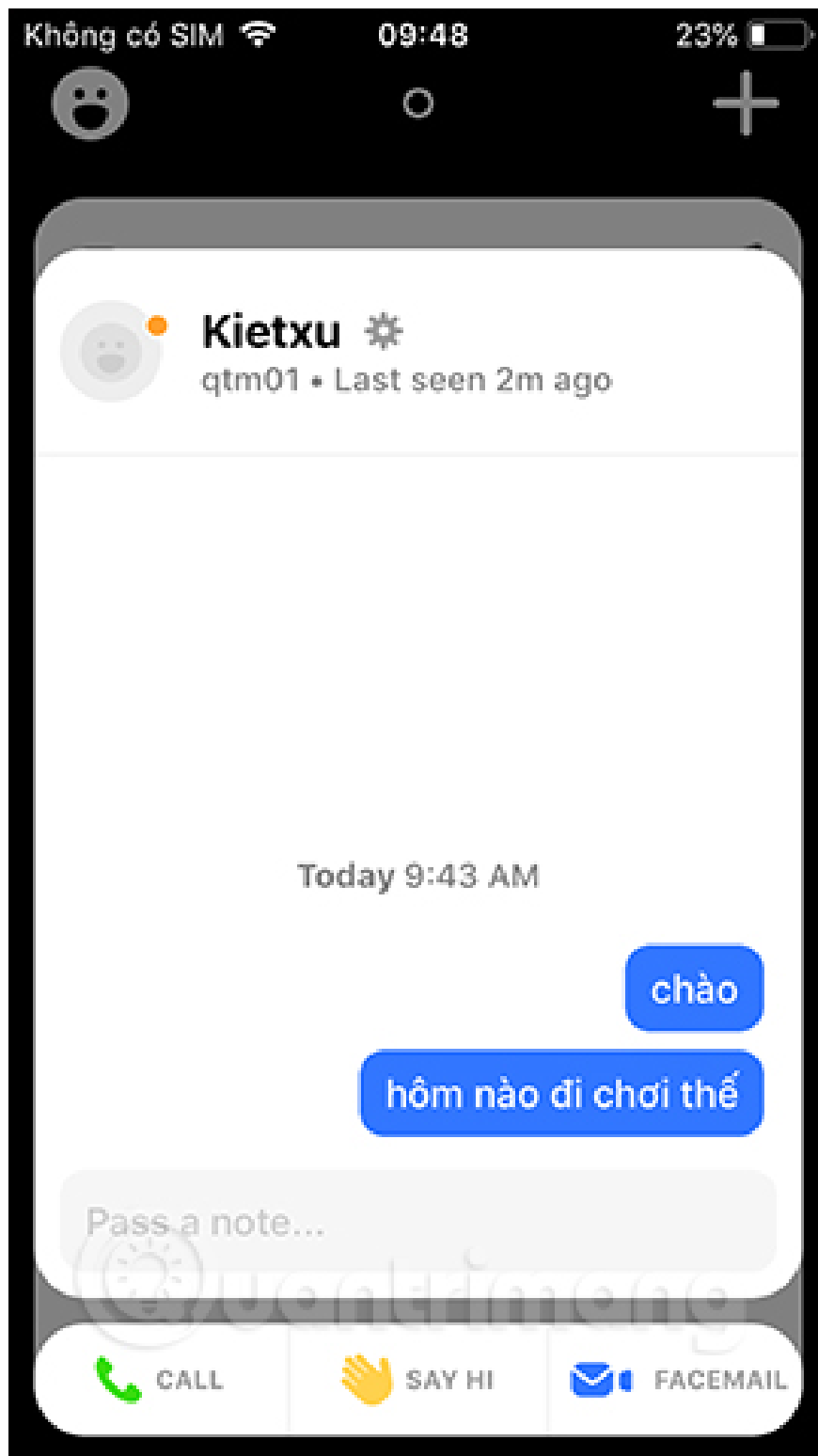
CALL



SAY HI



FACEMAIL



Step 5:

In the application Houseparty has a Facemail **feature** for us to record our own or in a group chat. For those who join the group without being present when the group chat can review this video.

In order to create Facemail with individuals, swipe the image from the bottom up, **click on the object** and select **Facemail** in the display interface. Click **the middle circle button** to record.

Không có SIM

09:48

23%



Kietxu ⚙️

qtm01 • Last seen 2m ago

Today 9:43 AM

chào

hôm nào đi chơi thể

Pass a note...



CALL




SAY HI



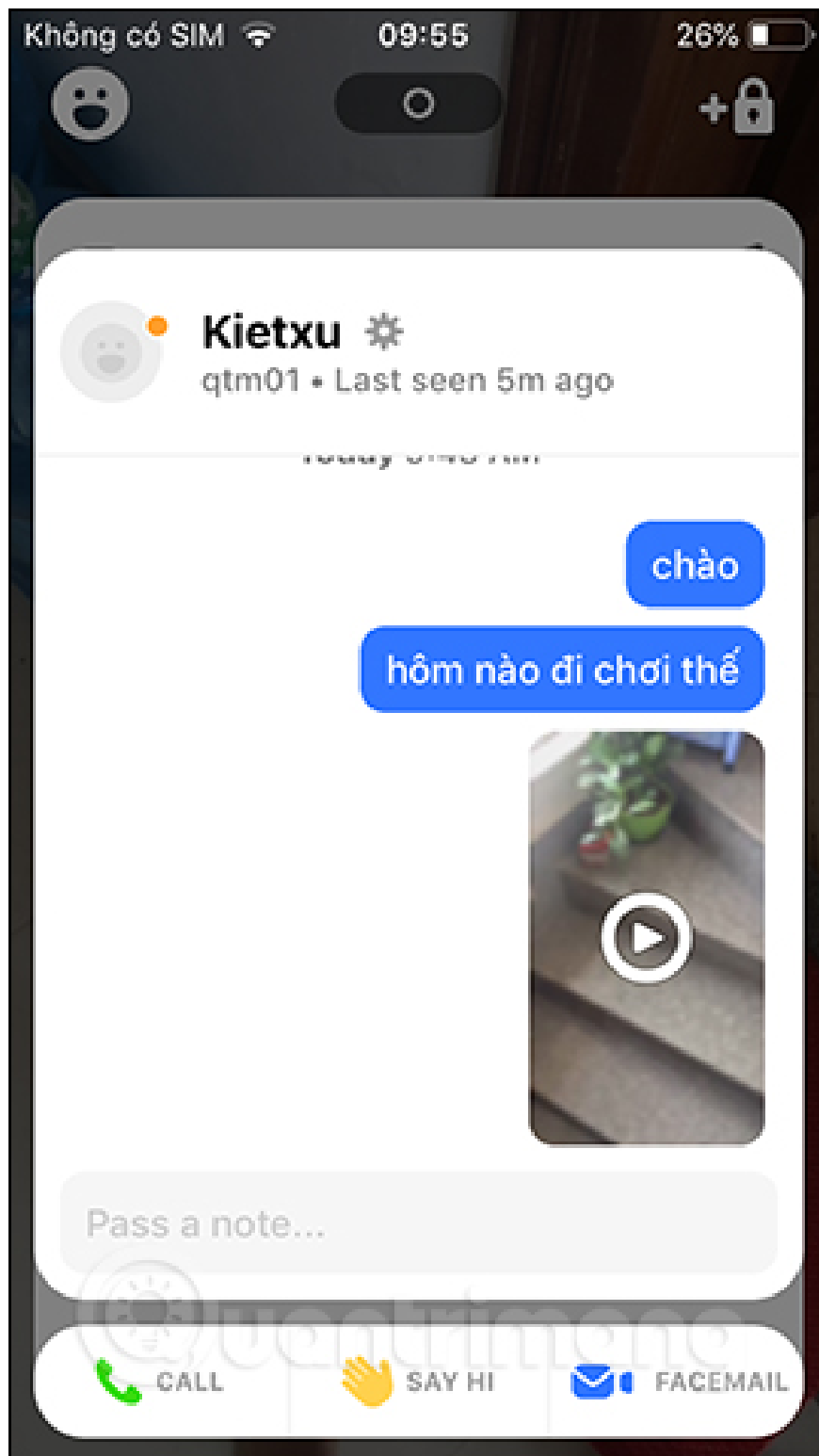
FACEMAIL





With the chat group, we also click on the camera icon to open the Facemail recording interface to perform. Note with Facemail group feature only applicable to iOS version





Step 6:

To **bring the conversation to a secret mode** , don't want to be disturbed, click on **the smiley icon** , then select **the gear icon** . In the new **Private Mode interface**, click **Enable Private Mode** to lock your friends from adding you to the chat room.



Friends



Add Friends



My Friends



Manage Notifications



Quantrimang

Shake the device anytime to give feedback!

 Edit Profile >


 Permissions **COMPLETE SIGNUP!** 

 Private Mode

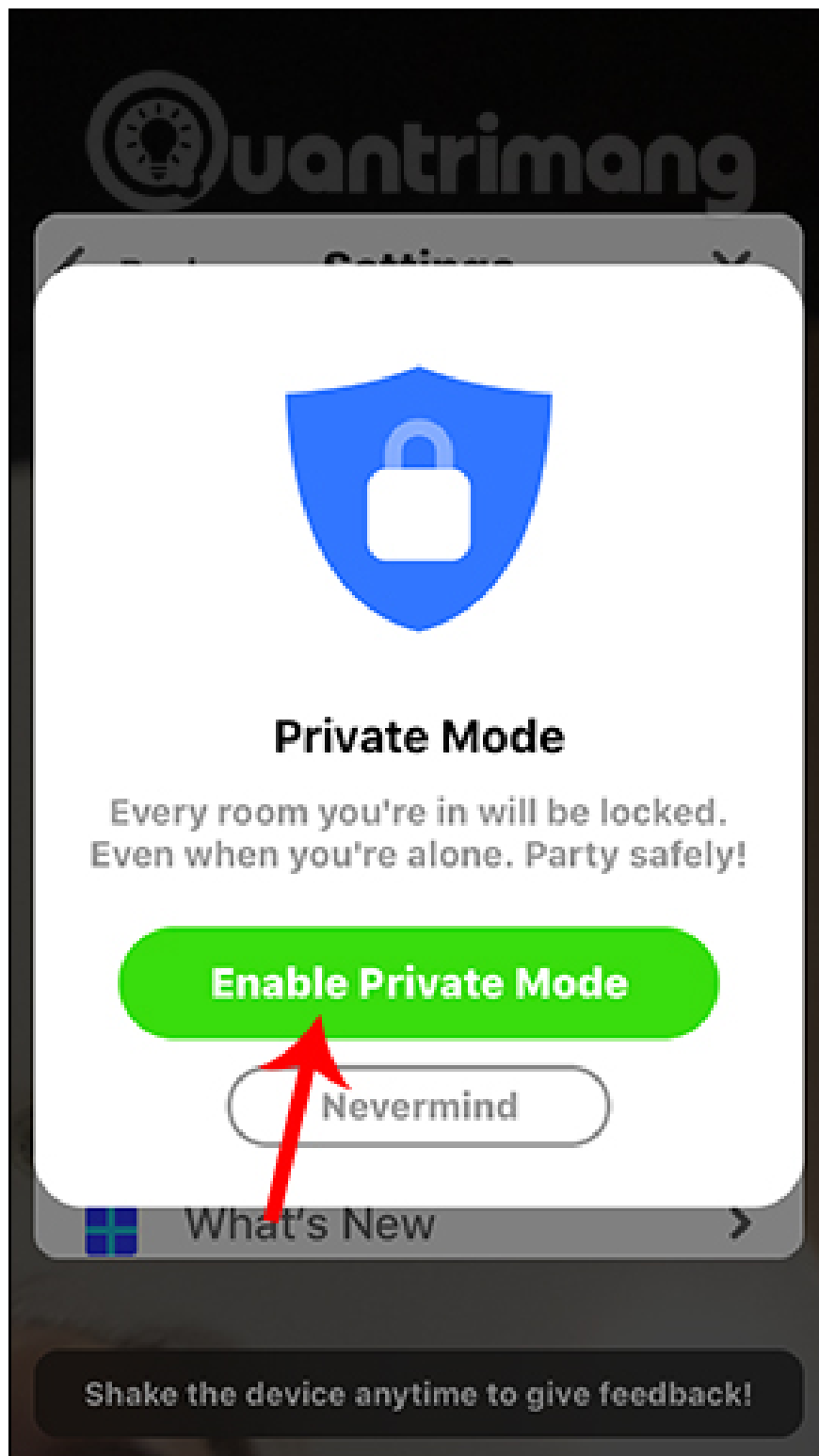
 Save Your Facemails

 Rate Us >

 What's New >



Shake the device anytime to give feedback!



In general, Houseparty offers a full range of basic messaging and video calling features like other applications. In addition, the app also adds the Facemail option to send videos to those who are not present when chatting. If using Chrome to chat, you need to register an account on iOS / Android and sign in on Chrome later.

I wish you all success!

You finished reading the article "**How to use the application Houseparty chat, video call**" edited by the [TipsMake](#) team. We hope this article has provided you with many useful tech tips and tricks. You can search for

similar articles on tips and guides. Thank you for reading and for following us regularly.
