

How to use TeraBox, store Photos, Videos on your phone

How to use TeraBox to store image, video, file,... data to help free up space on the phone. Not only when users know how to use TeraBox, they can also hide important files from others to see.

TeraBox is an online data storage application similar to Google Drive, Dropbox,. Installing and using TeraBox, users will have 1TB of free storage space. If you don't know how **to use TeraBox** , please follow TipsMake and follow the article below.

Instructions on how to use TeraBox on your phone

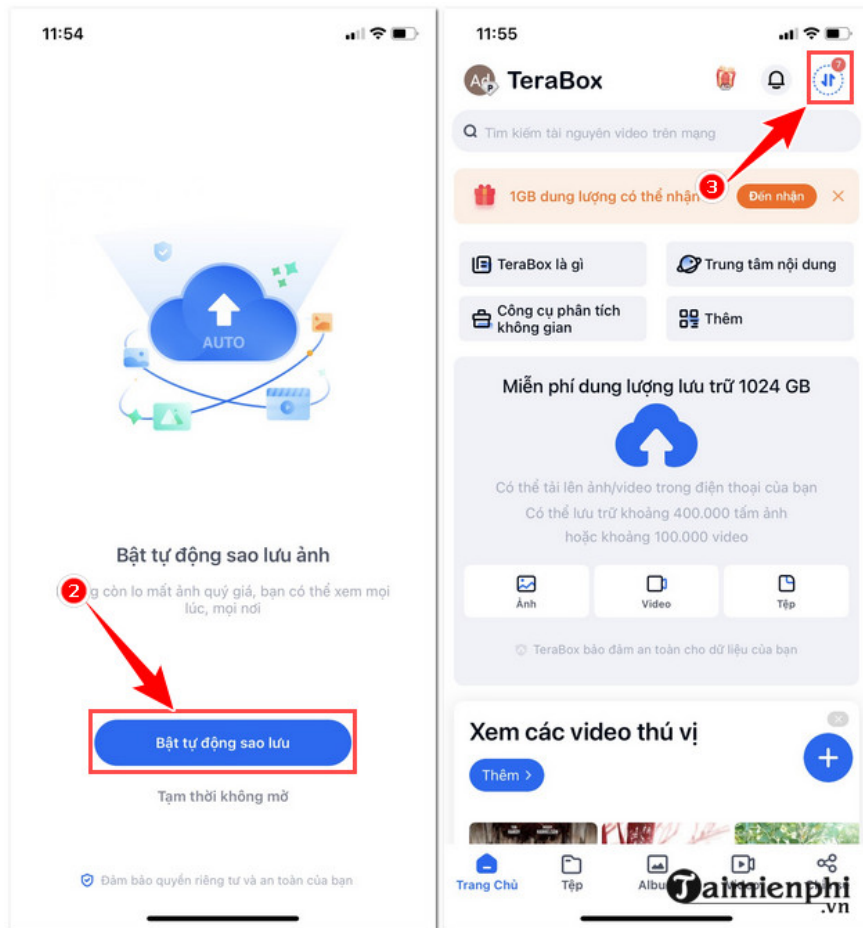
Step 1: Download TeraBox to your phone via the link below:

- + Link to download **TeraBox for Android**
- + Link to download **TeraBox for iPhone**

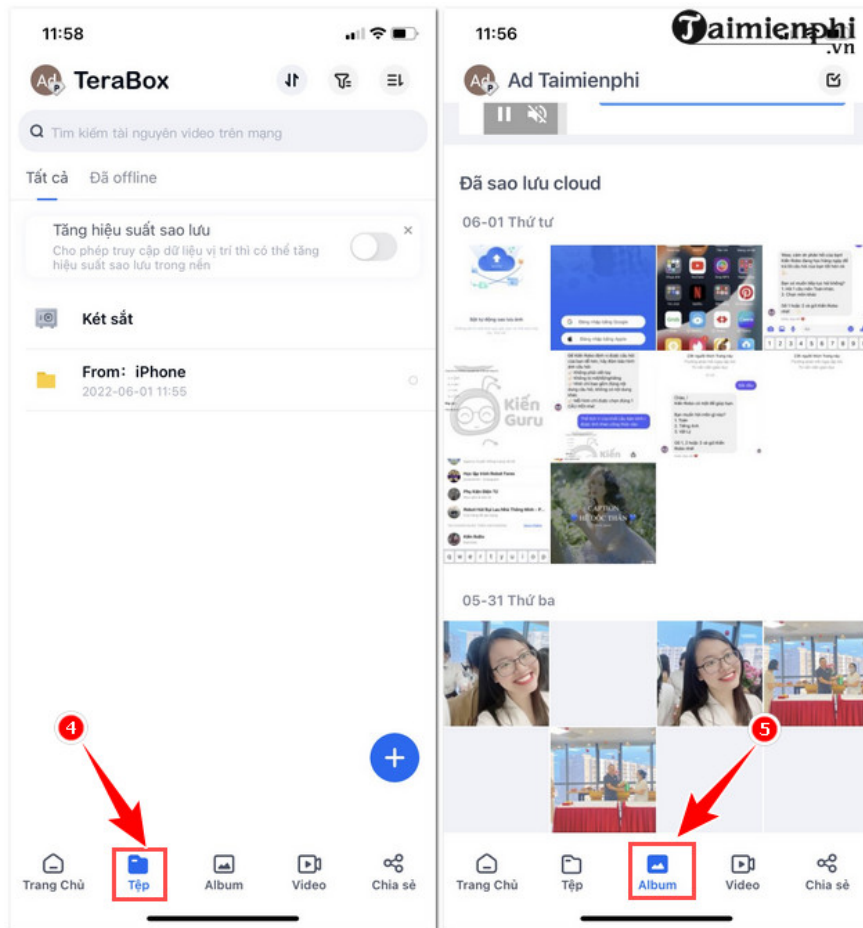
Step 2: Open **TeraBox** and log in to your account. If you do not have a TeraBox account, you can refer to how to register here.



Step 3: Turn on **Auto Backup Photos** . You can check if the application is backing up by clicking on **the icon with 2 arrows (3)** in opposite directions in the top right corner of the screen.

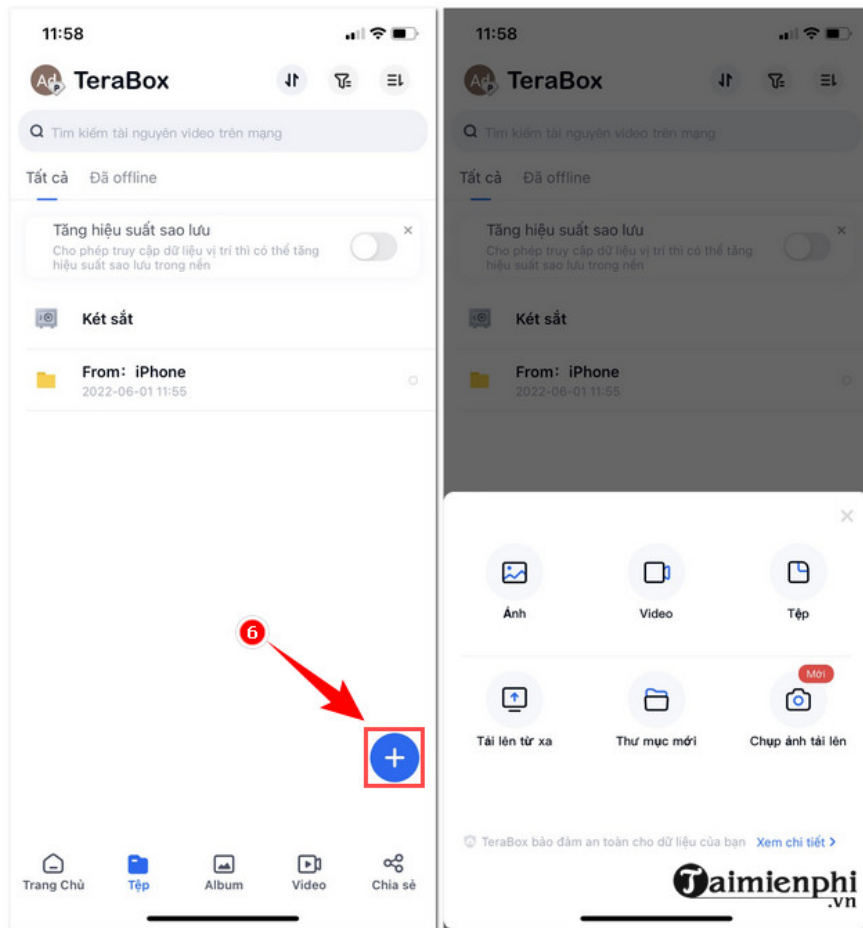


Step 4: In the **File** section (4), you can use **the Safe** to save important information, and the **From: iPhone** section is files sent from the iPhone. You can also Click on **Album** (5) to view photos posted there.

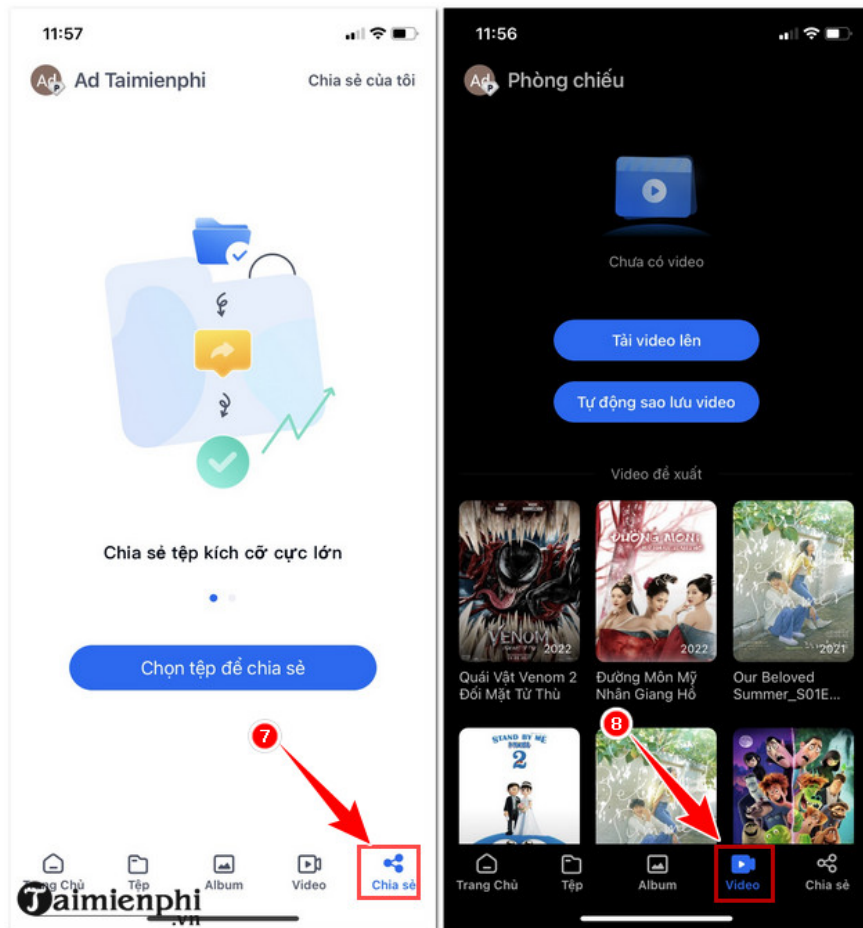


Additionally, if you want to use Google Drive to save and share data with other users but don't know how to use it, you can refer to the instructions shared here and follow.

Step 5: Click on the + icon then select the file type you want to upload to TeraBox. Then you just need to select the file and click upload and you're done.



Step 6: To share files with others, Click on the **sharing** section and select the file. You can also view uploaded videos by selecting **Video** . Here you can also watch other videos recommended by TeraBox.



Above is an article that guides readers on **how to use TeraBox** to store data and entertain with thousands of great free movies.

You finished reading the article "**How to use TeraBox, store Photos, Videos on your phone**" edited by the [TipsMake](#) team. We hope this article has provided you with many useful tech tips and tricks. You can search for similar articles on tips and guides. Thank you for reading and for following us regularly.