

How to use sniper rifles in Garena Free Fire

The use of sniper rifles in the Garena Free Fire is essential, in order to be effective when destroying the enemy.

The sniper rifles in survival shooter games such as ROS, PUBG Mobile or Garena Free Fire all bring unexpected effects when attacking the enemy. There are many gunmen with their abilities as well as techniques that can shoot 1 tablet per network easily. Of course, in order to be able to do so, gamers must have precise tactics of handling, using the right time, how to position the gun, the surrounding terrain and the conditions of the impact. . The following article will help you better understand the 4 sniper rifles VSS, SKS, AWM and Kar98k in Garena Free Fire, so you can use them effectively.

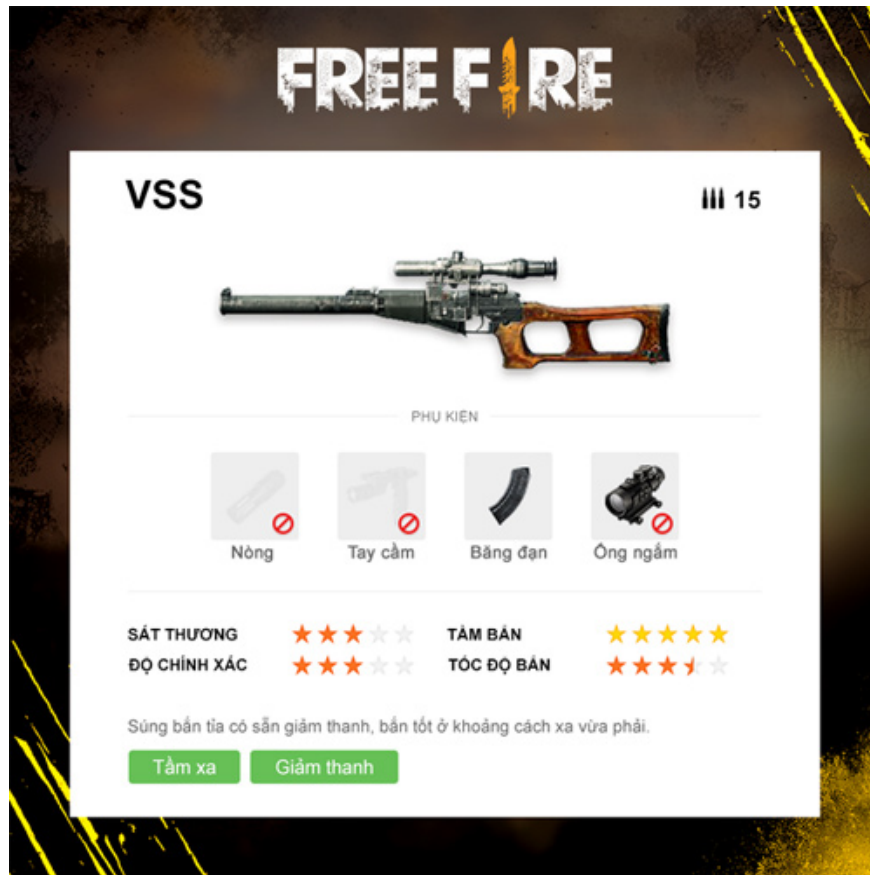
1. Combine weapons accessories in Rules of Survival
2. Bullets for each type of gun in PUBG
3. How to install Garena Free Fire on your computer

Instructions for using sniper guns in Free Fire

1. Download Garena Free Fire for PC
2. Download Garena Free Fire Android
3. Download Garena Free Fire iOS

1. VSS password

VSS is a sniper rifle with an additional silencer, so when shooting, it will not produce a sound, reveal the position of the person shooting. If used for long-range shooting when there are multiple enemies, or close range with 15 rounds, you can also gain an advantage even if the damage the gun creates is not too large.

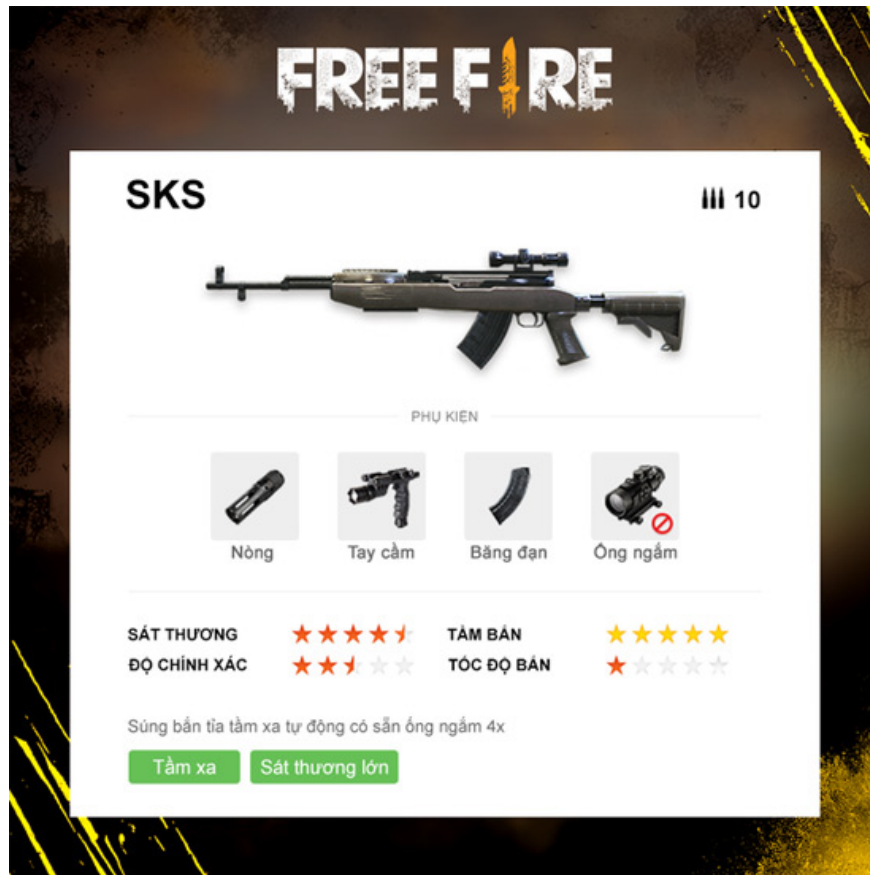


We can use the VSS when fighting in open terrain, or residential areas, the factory has many obstructions.



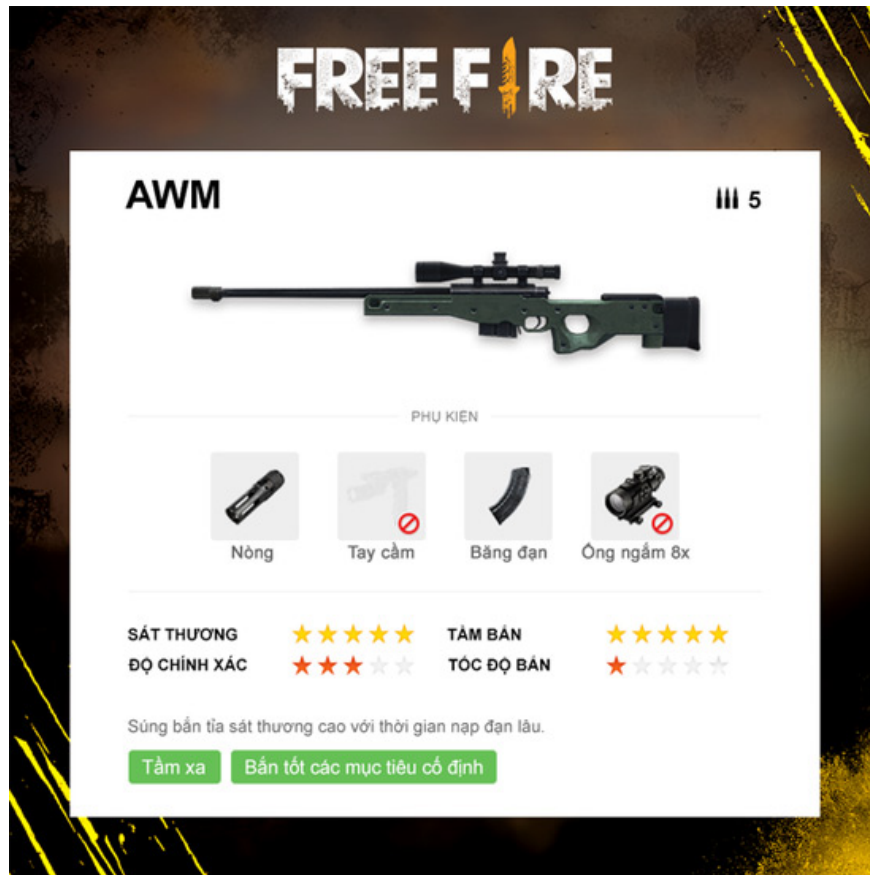
2 . SKS password

The amount of damage that SKS brings is bigger than VSS, but the amount of bullets is not equal. Guns can add more accessories like cartridges, handles and barrels. In well-ventilated areas, SKS can shoot 1 tablet down 1 network if you are a standard shooter.



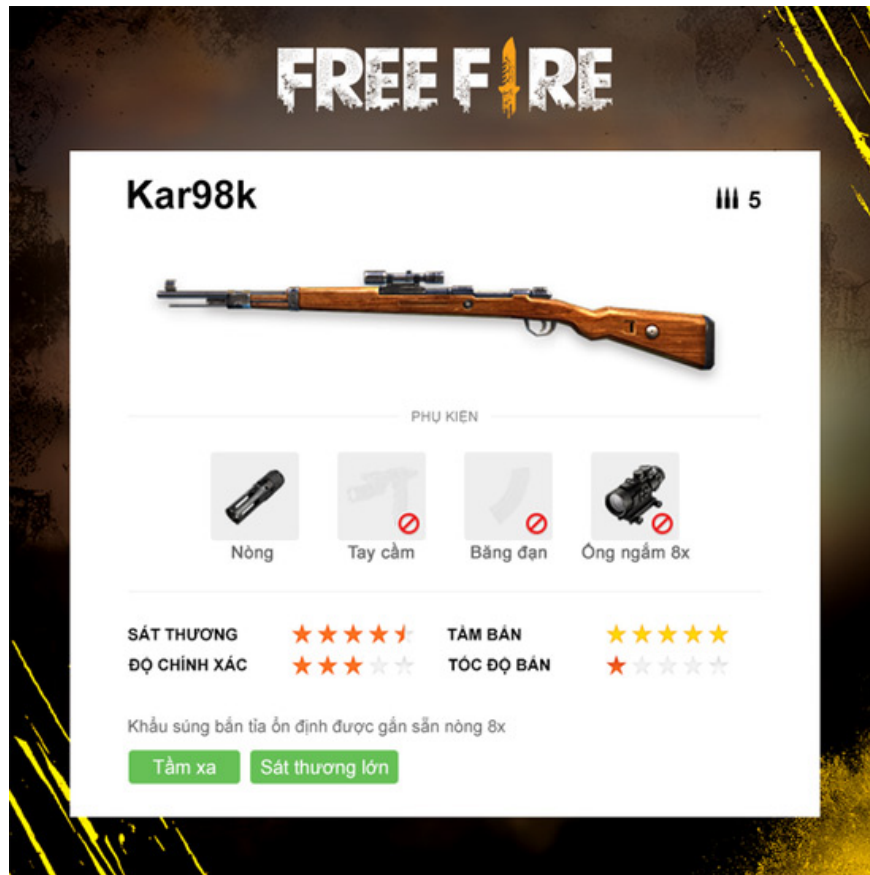
3. AWM password

AWM is classified as a sniper gun with the greatest damage in the game. Players can equip bullets and gun barrels to increase the power of guns. There will be 5 bullets in the ice, but little but if it is a shot with a technique, you can take down the prey just by a headshot. Because of this, AWM has always been the target of gamers. Of course many players also fall into the situation of being defeated because AWM is too engrossed in searching without paying attention to the surrounding.



4. Kar98k password

Compared to the above sniper rifles, Kar98k is added to the list of the latest sniper rifles. Basically, Kar98k has the similarities of AWM, only the damage is not equal. Kar98k will only deal around 96 - 198 units of damage to enemies with level 3 caps. A very disadvantageous point of Kar98k that gamers need to pay attention to, is that the distance to wait when shooting between 2 rounds is very long, so absolutely not to use in close range attacks.



The above is an overview of 4 sniper guns in Garena Free Fire. Each gun has its own characteristics so that gamers can calculate how to use them in any case, where to use them to maximize their power.

See more:

1. How to choose narrow-range combat weapons in Rules of Survival
2. How to choose when to throw weapons in PUBG
3. How to play PUBG Mobile on PC using Nox App Player

Wish you all have fun playing games!

You finished reading the article "**How to use sniper rifles in Garena Free Fire**" edited by the [TipsMake](#) team. We hope this article has provided you with many useful tech tips and tricks. You can search for similar articles on tips and guides. Thank you for reading and for following us regularly.