

# How to use QR Pay on BIDV Smart Banking application

QR Pay feature on BIDV Smart Banking application will help make transactions via QR code quickly, without the need for direct card.

Recently, BIDV Smart Banking has been provided with QR Pay payment feature to support users more convenient in the payment process in stores, restaurants, etc. This will save transaction time. compared to traditional payment.

BIDV Smart Banking is an application that helps customers to transact with BIDV bank right on the phone. With this application, customers can search for ATM, search for exchange rates, interest rates, quick payment such as phone recharge, purchase scratch card codes, pay electricity bills, recharge, . right on phone. When providing additional QR Pay features on the application will help users save time, when it is possible to conduct payment via QR code. Users just need to use the phone and scan the QR code at the transaction points that connect VNPAY payment gateway.

The following article will guide you how to use the QR Pay feature. payment via QR code on BIDV Smart Banking application.

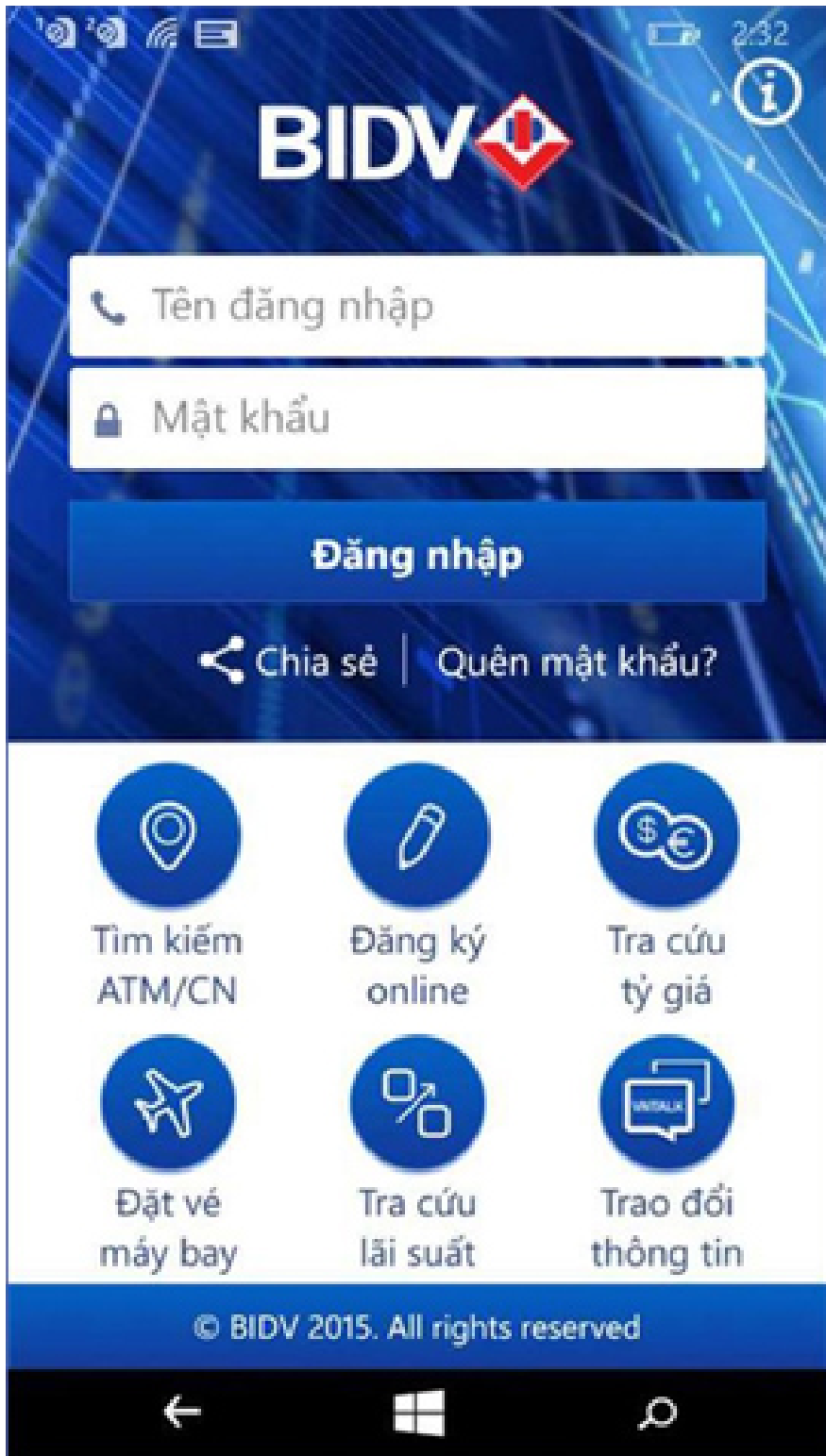
1. How to pay QR Pay on Vietcombank
2. Instructions for opening Visa Prepaid card, registering for PayPal to buy hosting
3. Instructions for using Google Wallet for beginners

## How to pay by QR Pay on BIDV Smart Banking

1. Download BIDV Smart Banking iOS
2. Download BIDV Smart Banking Android
3. Download BIDV Smart Banking for Windows Phone

### Step 1:

First of all, we download BIDV Smart Banking application for the device and then log in to personal account. Then click on **the QR Pay** feature in the list.



**BIDV**

Tên đăng nhập

Mật khẩu

**Đăng nhập**

Chia sẻ | Quên mật khẩu?



Tìm kiếm ATM/CN



Đăng ký online



Tra cứu tỷ giá



Đặt vé máy bay



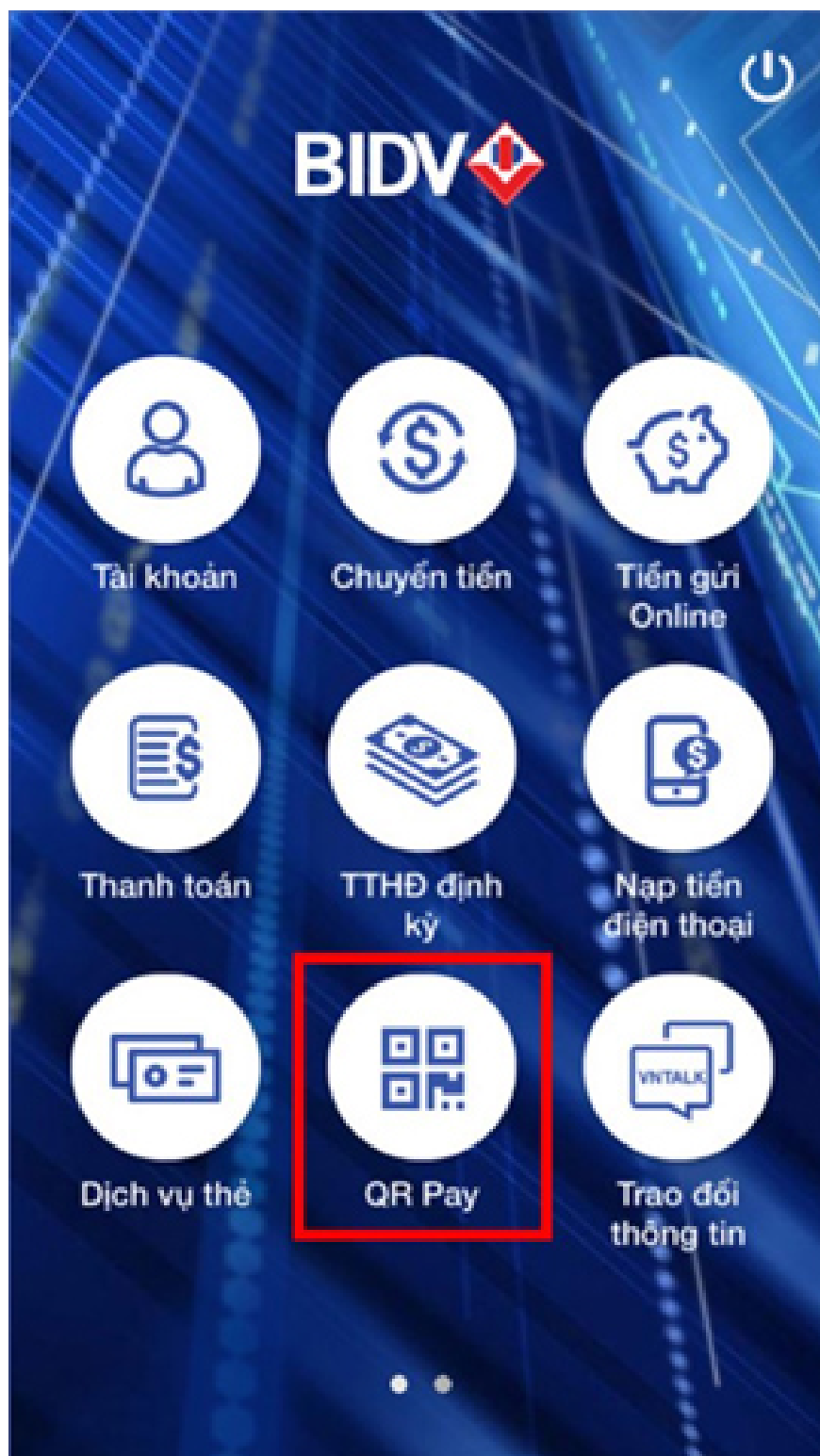
Tra cứu lãi suất



Trao đổi thông tin

© BIDV 2015. All rights reserved



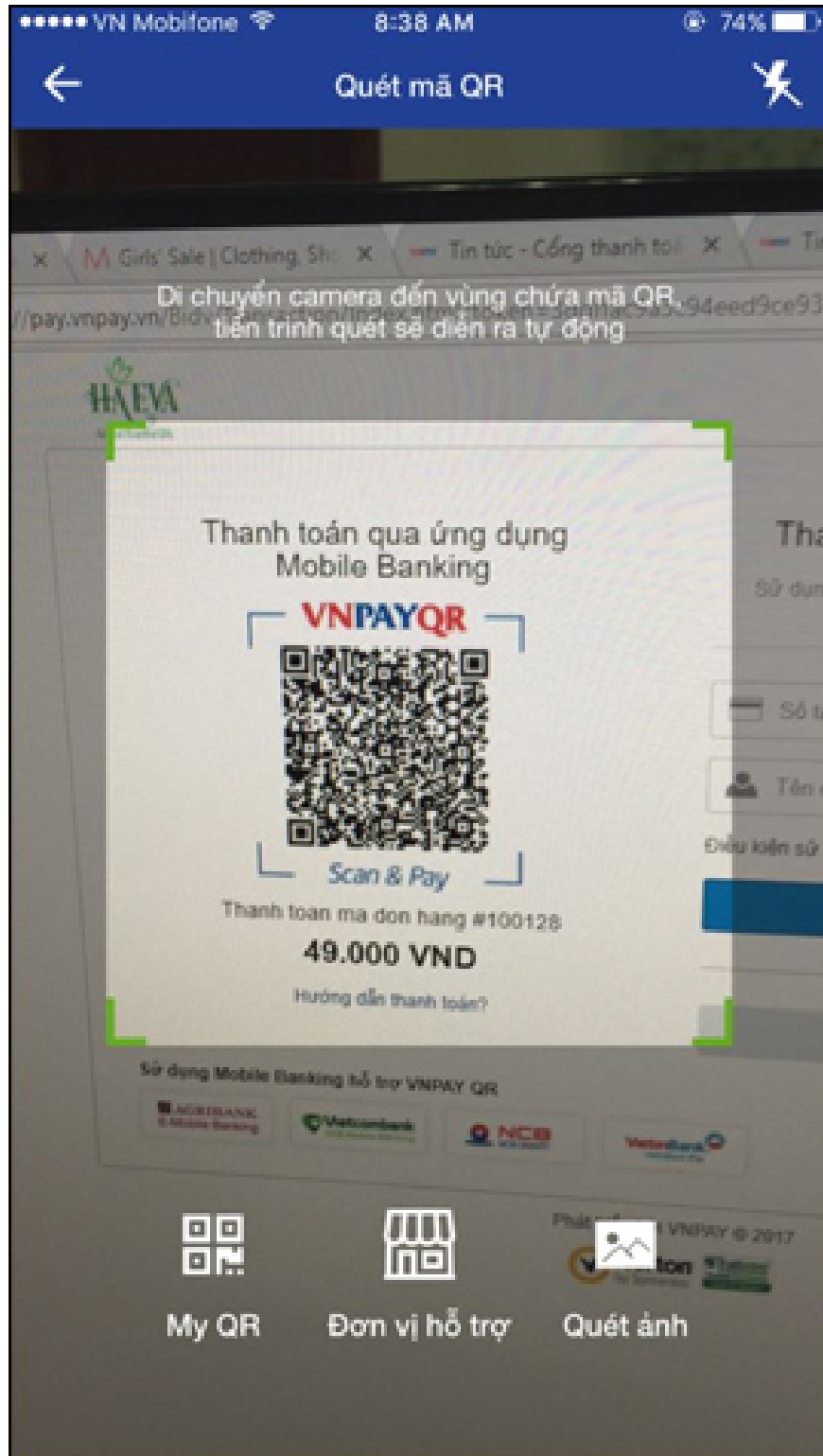


**Step 2:**

Next move the camera on the phone to the area containing the QR code, on the sales website with integrated VNPAY payment gateway, or select the QR code available from the photo library.

Then the order information appears. You check all information such as payment location, product code, payment amount. When the information is correct **click Continue** below.

Next you will be asked to **enter the OTP code** sent to the phone number. This OTP code will only be valid for 120 seconds. When you have finished entering the OTP code, **click Continue** below to complete the payment transaction using a QR code.





### Thanh toán mã QR



#### Tài khoản nguồn

0363



Số dư khả dụng: ,621 VND

Mở tại: CN Ba Đình

#### Thông tin đơn hàng

Thanh toán tại

HA EVA

Số hóa đơn

3022715

Số tiền

49,000 VND

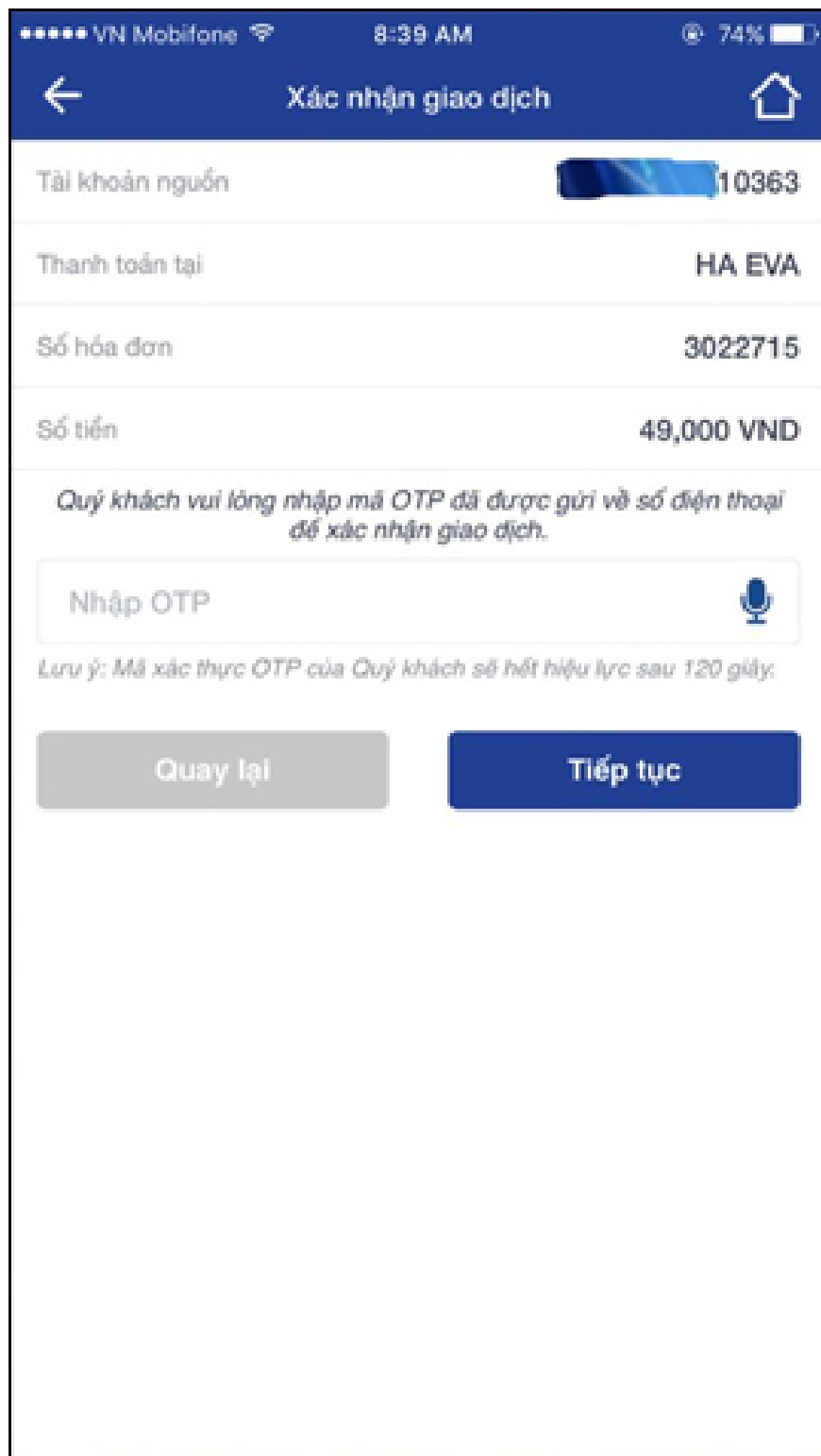
Thời hạn thanh toán

11/07/2017 09:06:58

Mô tả

Thanh toán ma don hang  
#100128

Tiếp tục



How to pay via QR code on BIDV Smart Banking application is extremely simple, convenient to use. We only need to go to the points with VNPAY payment gateway to conduct transactions via QR Pay feature on BIDV Smart Banking application of BIDV bank.

I wish you all success!

You finished reading the article "**How to use QR Pay on BIDV Smart Banking application**" edited by the [TipsMake](#) team. We hope this article has provided you with many useful tech tips and tricks. You can search for

similar articles on tips and guides. Thank you for reading and for following us regularly.

---