

How to use Messenger Rooms, make group video calls for up to 50 people

Messenger Rooms video calling group of 50 people on Facebook Messenger is a new feature that helps you contact with many people at the same time.

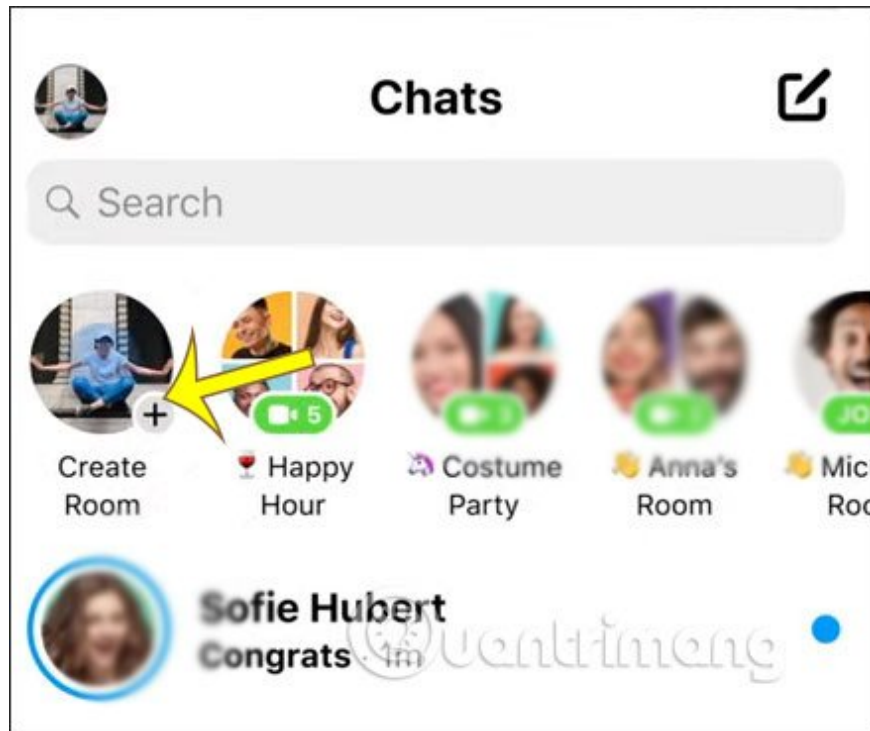
Facebook recently announced a new Messenger Rooms feature that lets people make Messenger group video calls for up to 50 people at once, making it easier for people to communicate with each other, especially with companies. The Messenger Rooms feature is quite similar to Zoom when it also allows to make multiple video calls. Messenger Rooms, however, have no restrictions on video call time, Facebook announced.

Especially, anyone can join the meeting room on Messenger Rooms without having a Facebook account, just use the link you send to finish. In addition, face and background filters are also provided by Facebook in Messenger Rooms, making it more lively and interesting for video calling. So how to make video calls on Messenger Rooms?

Note , the new Messenger Rooms feature is currently in beta and not yet available on Facebook accounts. You need to wait for the time to use this feature.

Instruction for video calling on Messenger Rooms


Firstly, you need to **upgrade Facebook Messenger to the latest** version and then in the interface, click **the Create Room icon** as shown below.



Then switch to the new interface, you have the option to schedule a call at Schedule for later and choose who is allowed to join the call, at Who can discover and join? The default allows your friends and those who receive links to join. Finally, **choose the person you want to send the invitation to and then click Send** in the right corner.

Cancel



 **Study Break**

m.me/...

Room activity

 Study Break



Who can discover and join?

Friends you invite and people with the link




Schedule for later



When you join the room, people with the link or invite will be able to see your name and profile photo and that you're in it.

This may include people you're not friends with on Facebook


 **Create Room**

Done

Invite

Send



 **Study Break**

Created by Mia
m.me/v/AbZO1R4a8N2V



Search



Facebook Friends

Allow all your Facebook friends to discover and join your room

ADD

SUGGESTED



Stephanie Gomez



Justin Carter



Sofie Eliasson



Albert Rios



Helena Berenthal



Alicia Rissler

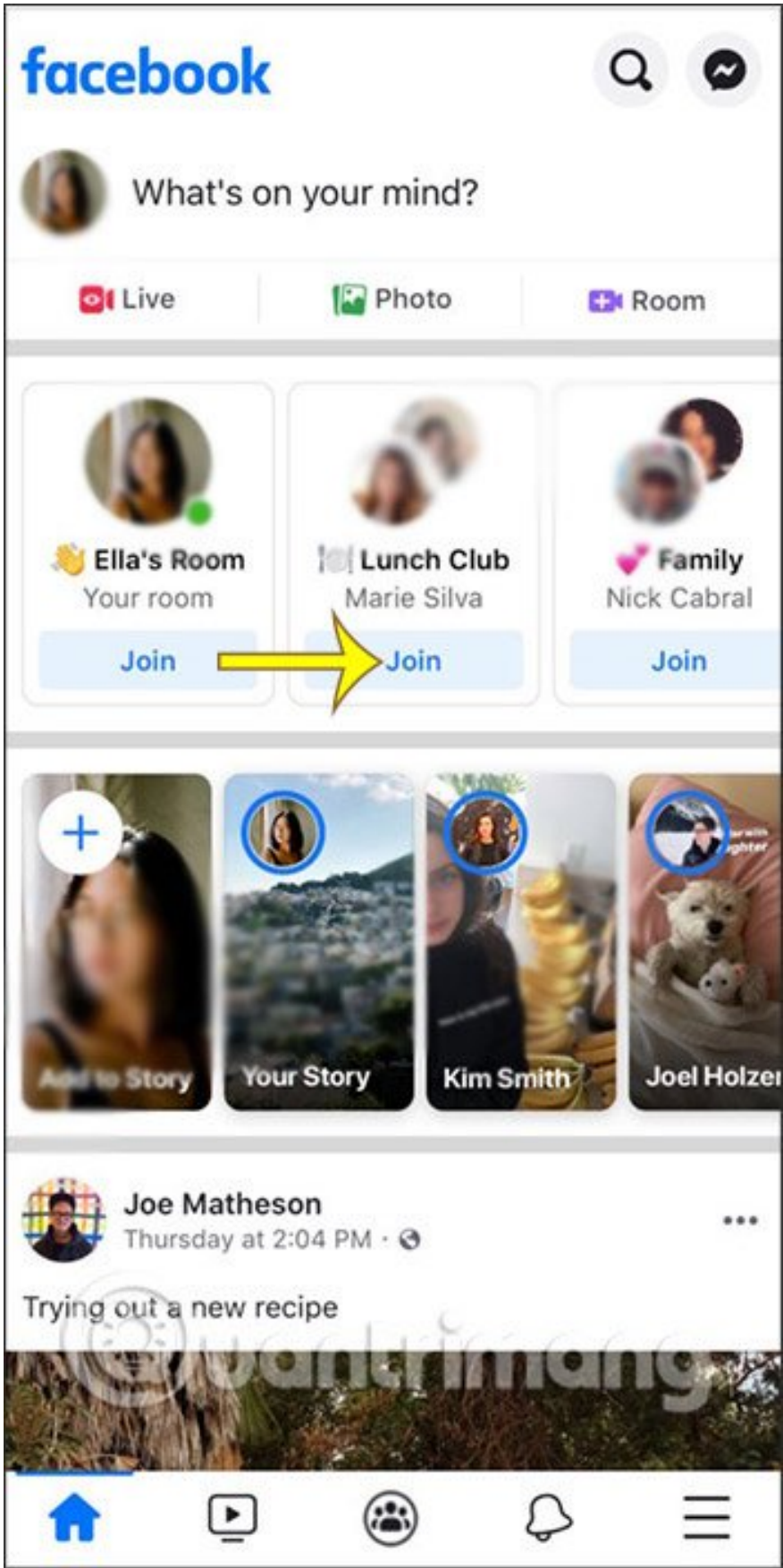


Anna Dambrosio



Quantimeng

When creating a room, on the Messenger Rooms interface, your friends will receive a notification. If they want to join the room, just click **Join** .



In addition, you can also **click Share link** to share the link with others.



Invite Anyone With a Link

We'll notify you when others join

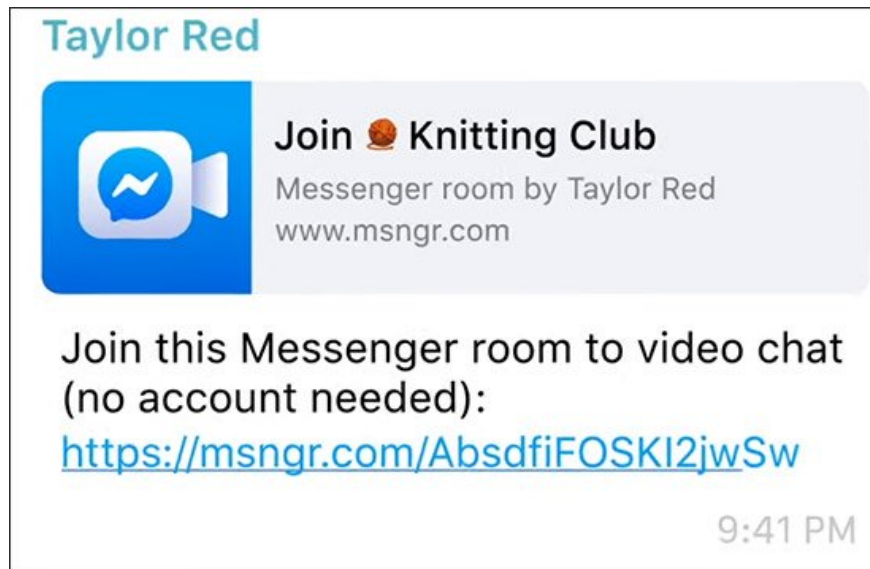


Who Can Join
People with the link



Share Link

Others just need to access the link without having a Facebook account .



You finished reading the article "**How to use Messenger Rooms, make group video calls for up to 50 people**" edited by the [TipsMake](#) team. We hope this article has provided you with many useful tech tips and tricks. You can search for similar articles on tips and guides. Thank you for reading and for following us regularly.