

How to use Malwarebytes Anti-Malware to scan and remove malware

Malwarebytes Anti-Malware is one of the leading antivirus and computer protection software available today. With the ability to detect and remove malware, Trojans, ransomware, adware, and other security threats, Malwarebytes helps keep your personal data safe.

Malwarebytes Anti-Malware helps detect and remove viruses, ransomware, Trojans and adware on your computer. Here's how to use Malwarebytes to **kill viruses** and protect your system effectively.

Malwarebytes's Outstanding Features

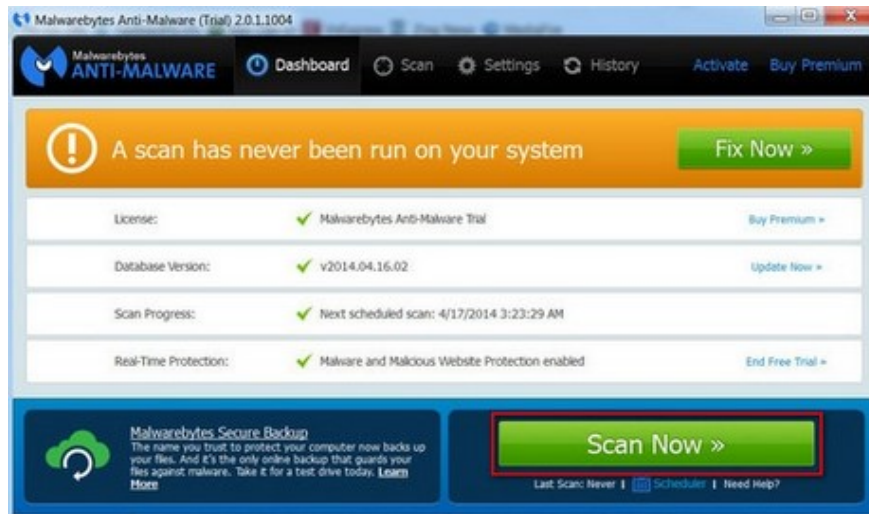
- Fast virus scanning and removal: Detects and removes all types of malware in just minutes.
- Real-time protection: Blocks threats before they can harm your computer.
- Advanced scanning mode: Helps detect dangerous files hidden deep in the system.
- Anti-ransomware: Prevents attacks that encrypt your data.
- Optimized performance: Does not slow down the computer when running a scan.

How to scan and remove viruses with Malwarebytes Anti-Malware

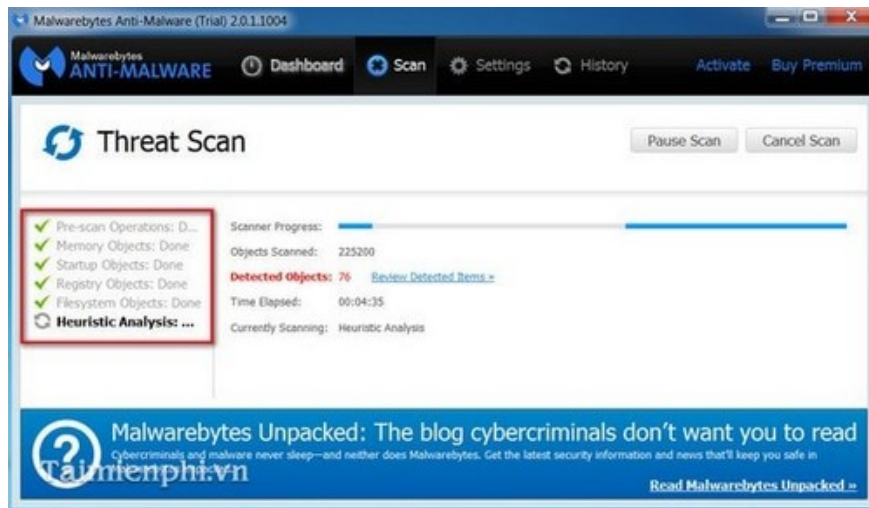
Step 1 : Download and install the software on your computer.

- You can download **Malwarebytes Anti-Malware** [here](#)
- Installation: Quite simple, just follow the instructions

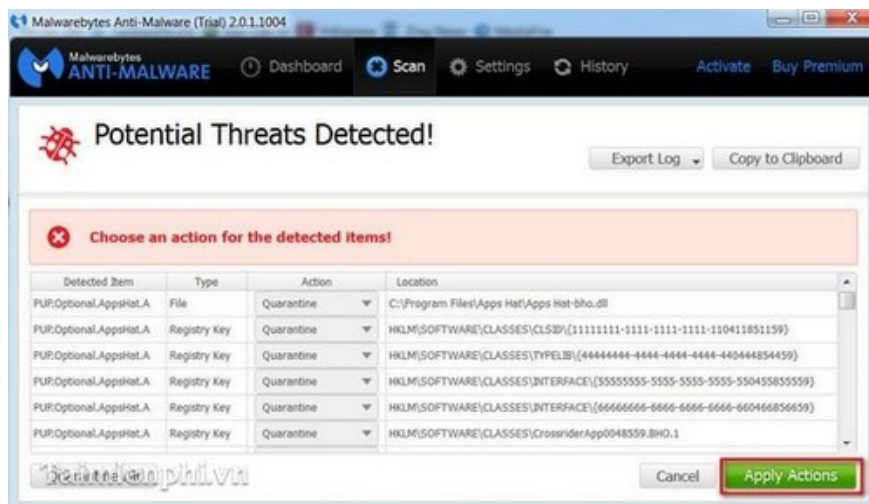
Step 2 : After downloading to your computer, you proceed to install the software normally like any other software. After installation is complete, the program will automatically update to the latest version.



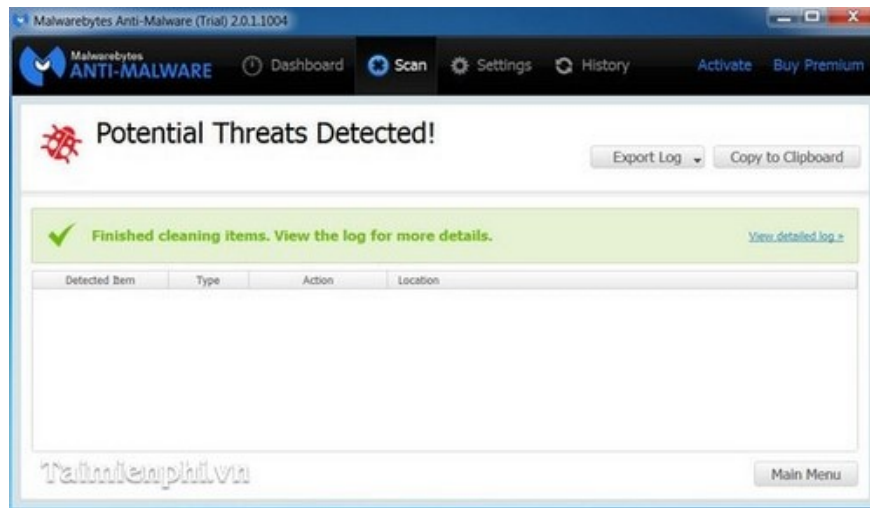
Step 3 : To run the program, just click 'Scan Now' and the program will automatically scan your entire computer.



Step 4 : After the program finishes scanning, a notification board will be displayed.



Step 5 : To completely remove them, just click '**Apply Actions**' to remove them from your computer. After deleting, there will be a notification like this:



Step 6 : Finally, you just need to restart your computer and rest assured that your computer is safe from the threat of Virus or Trojan.

Use Malwarebytes Anti-Malware to effectively remove viruses, trojans, and other malicious software. This software is capable of detecting potential malicious code, including viruses that other antivirus software has not yet updated. After scanning, you can easily remove threats with a simple operation. For better protection, regularly update the virus database and run periodic scans.

You finished reading the article "**How to use Malwarebytes Anti-Malware to scan and remove malware**" edited by the [TipsMake](#) team. We hope this article has provided you with many useful tech tips and tricks. You can search for similar articles on tips and guides. Thank you for reading and for following us regularly.