

How to use Google Arts & Culture to create your own 'painting masterpieces'

The Google Arts & Culture mobile app of Google will help you turn simple photos taken on smartphones into works of art.

You don't have to be a painter to create great painting: Google Arts & Culture, the mobile version of Google, helps you do just that, by making simple photos on your smartphone. make art masterpieces not inferior to the works of great names like Vincent van Gogh or Frida Kahlo.

To start your new 'creative career', the first thing you need to do is visit the Google Play app store or Apple App Store, search for an app called 'Google Arts & Culture' and download it. machine. Google Arts & Culture is an online platform through which anyone can access the digital version of long-standing artworks, stored in museums, galleries, and a The series of famous artwork comes from many cultural organizations around the world.

After the download and installation process is complete, open the application and click on the camera icon in the center:



FEATURED



10 Spectacular Selfies From Art History

How the self-portrait evolved into the selfie



FEATURED



Start

A bri



Translate with Google



Now, you click on the first item: " **Art Transfer** ", you will see a picture capture interface as usual.



Art Transfer

Take a photo and transform it
with classic artworks

New!

Art Selfie

Discover portraits that look like
you

Color Palette

Find art by using the colors of
your photo

Art Projector

See how artworks look in real size

Pocket Gallery

Wander through immersive
galleries and get up close to art







Take a photo



Just click take a new photo or select a photo saved in the library, the application will immediately introduce a series of conversion options to make your photo more artistic. Choose a style you like, and Google's AI tool will do the rest. After the conversion process is complete, there is even a Share button so you can quickly share your work on social networks or save to cloud memory 'as a souvenir'.



Choose a style



Share

Basically, Art Transfer, developed from an algorithm model trained by Google AI from a data source of thousands of works of art in many different schools of painting. Help create a unique photo inspired by countless styles.

"Artificial intelligence in particular can be a powerful tool not only in the hands of artists, but also a way for people to experience and learn about art in new and exciting ways," said the director. Google Arts & Culture managing director Michelle Lu, said.

Download Google Arts & Culture for iOS and Google Arts & Culture for Android here :
<https://play.google.com/store/apps/details?id=com.google.android.apps.cultural>

You finished reading the article "**How to use Google Arts & Culture to create your own 'painting masterpieces'**" edited by the [TipsMake](#) team. We hope this article has provided you with many useful tech tips and tricks. You can search for similar articles on tips and guides. Thank you for reading and for following us regularly.