

How to use Gemini Advanced for free

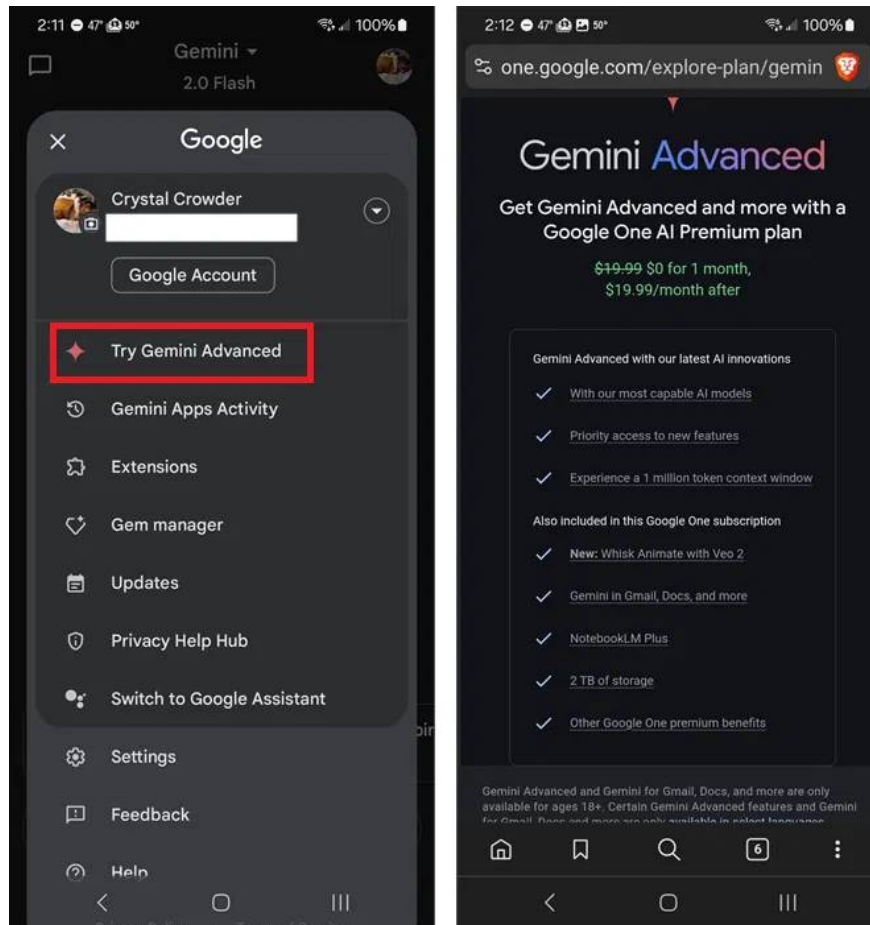
Google wants to boost the number of sign-ups, and if you act fast, you might be able to get the \$20/month fee free for a limited time.

If you like Gemini but want to see what more sophisticated AI models are capable of, you can try Gemini Advanced for free. Google wants to boost subscriptions, and if you act fast, you might get the \$20/month fee free for a limited time.

1. Free 1-month trial for all users.

The easiest way to try Gemini Advanced for free is to sign up for a 30-day trial of Google One AI Premium. You'll need to provide a credit card to sign up, and you should mark your cancellation date on your calendar to avoid being charged at the end of the month.

Open the Gemini app on your device, tap your profile icon in the upper right corner, and select **Try Gemini Advanced** . Tap **Start Trial** at the bottom and enter your details to begin the trial.



Many people only received a one-month trial offer, but some users received a free two- to three-month trial. Offers for additional months often appear around the time Google releases a new AI model.

2. Register using your .EDU email address.

If you are a student or have an active .edu email address, Google is offering a free one-year trial of Gemini Advanced, along with 2TB of free storage. This is to attract students, teachers, and anyone else with a valid school email address.

Visit Google's Gemini Advanced student website to view all terms and register. In addition to Gemini, you will also have access to:

1. **Whisk** – Supports image and video creation
2. **NotebookLM Plus** – An advanced version of the basic NotebookLM , ideal for summarizing documents and supporting learning.
3. **Canvas** – Helps you create research papers, essays, and more.

Of course, the most useful features for students are the learning and research tools. Instead of spending hours highlighting and citing notes from numerous different sources, Gemini Advanced's Deep Research feature will guide students to the best possible sources. Then, use NotebookLM Plus to summarize and create study guides.

You can even use Gemini to help you better understand difficult concepts. Need help solving complex mathematical equations? Ask Gemini Advanced to guide you step-by-step with detailed explanations. Don't want your essay to fail because of a few simple grammatical errors? Gemini Advanced not only checks for errors but also helps you create better flow, organize your thoughts, and find better sources.

To make the most of your free trial year, you should learn how to create great AI prompts. Of course, if you don't want to continue using Gemini Advanced after the free trial year, you still have other AI options.

3. Buy a new Pixel device.

If you purchase a new Google Pixel device before November 2025, you'll receive Gemini Advanced for free for one year. That's worth \$240 to enjoy with your new Pixel. You must purchase a Pixel 9 Pro or Pixel 9 Pro Fold2 to qualify.

If you return the device during the trial period, your trial will be canceled immediately, and you will be charged if you continue using the service.

4. Enjoy limited access to advanced features.

To encourage free users to sign up for Gemini Advanced, Google offers limited access to advanced features. Unless you're a heavy AI user, you might find this is all you really need without paying \$20 a month for the premium plan.

Some premium features that you can use for free include:

1. **Gemini 2.5 Flash and 2.5 Pro** – These have limitations and process queries more slowly. You receive 10 queries per day when using these models. Simply open the Gemini app and switch to one of these Advanced models using the drop-down menu at the top.



Gemini ▾
2.0 Flash



Hello, Crystal



Gemini

2.0 Flash

Get everyday help



2.5 Flash (experimental)

Uses advanced reasoning

2.5 Pro (experimental)

Best for complex tasks

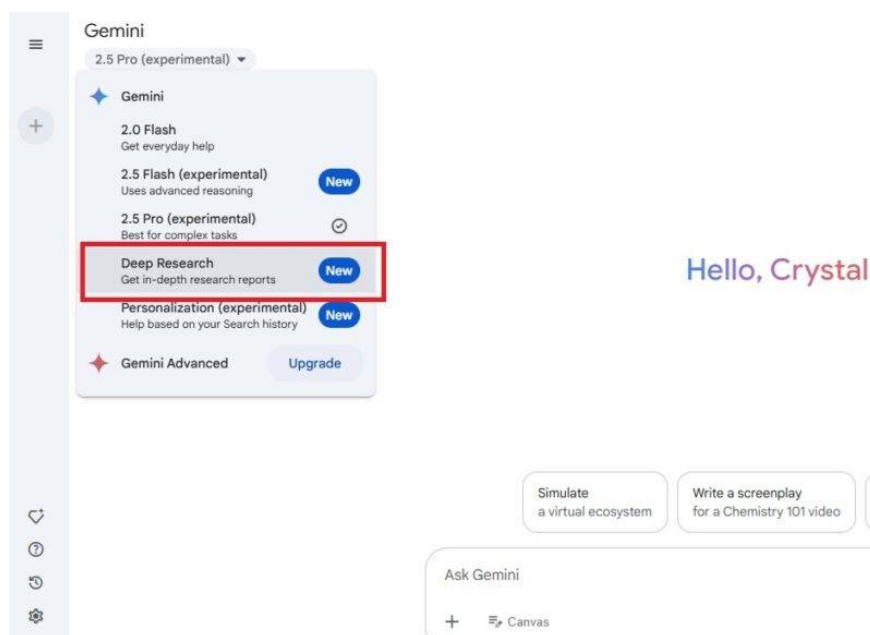


Gemini Advanced

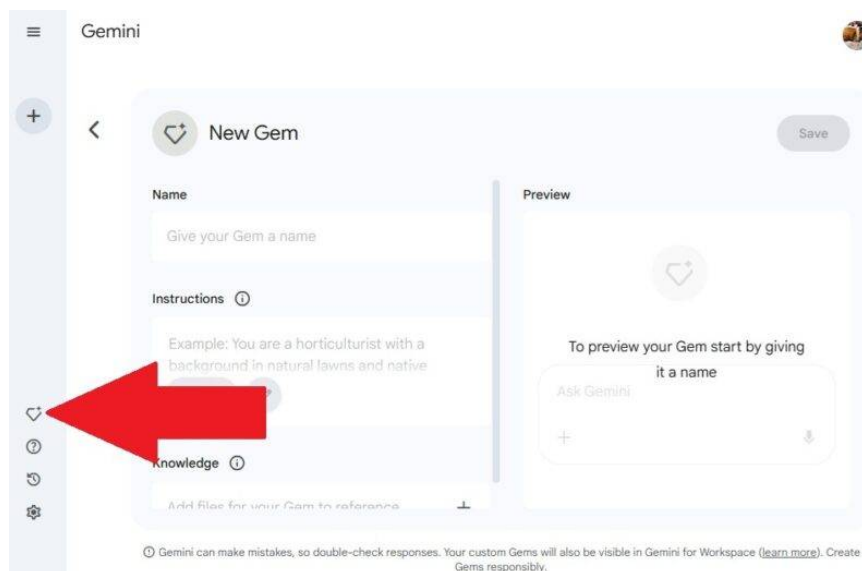
Upgrade



1. **Deep Research** – This feature is great for summarizing large documents and getting more detailed feedback. It's a bit vague as Google hasn't specified a precise limit, but some months you might be limited to 5 queries and the next month you could use 8 queries without any problems. The author couldn't access Deep Research on the mobile app at the time of writing, but it's available on the web version. Select Deep Research from the drop-down menu at the top to access it.



1. **Create Custom Gems** – Gems are chatbots designed for specific tasks. This feature is only available on the web version. You can access 5 pre-built options on the mobile app. Advanced users can create more complex Gems with more rules, but free users can create basic Gems without upgrading. In experience, this limited version works quite well. Click the **Gem Manager** icon near the bottom left pane in the web version of Gemini. Click **New Gem** to start creating your own Gems.



If you're patient, many of Gemini's advanced features will be available in the free version of Gemini to a limited extent, allowing you to try them out before paying a monthly fee. If you want to do even more with Gemini, try these extensions for free .

You finished reading the article "**How to use Gemini Advanced for free**" edited by the [TipsMake](#) team. We hope this article has provided you with many useful tech tips and tricks. You can search for similar articles on tips and guides. Thank you for reading and for following us regularly.
