

# How to use Foxit Reader to read PDF files

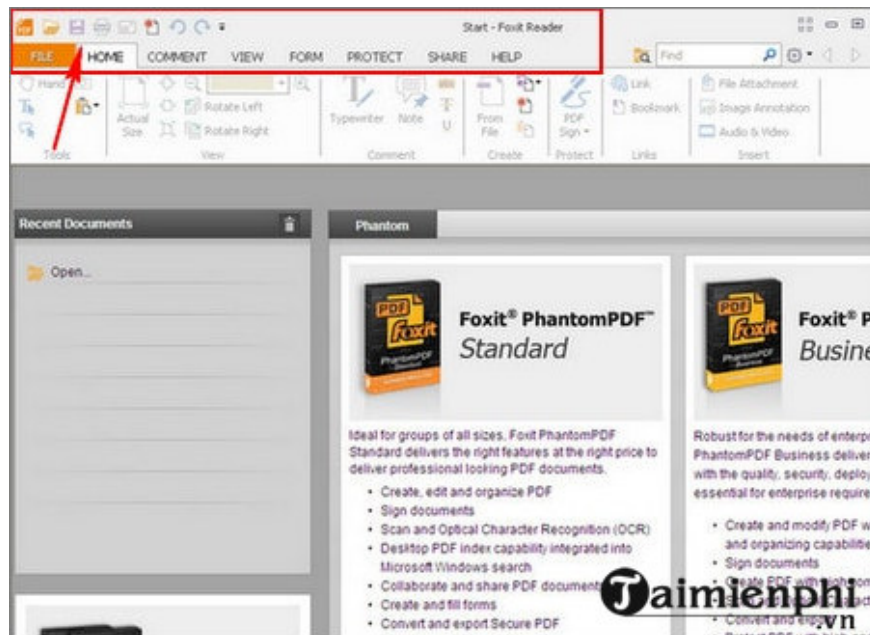
Foxit Reader is one of the most popular PDF reader software programs, widely used thanks to its user-friendly interface. Besides opening PDF files, the software also allows for easy editing, note-taking, and printing of documents.

Foxit Reader helps users read, edit, and print PDF files on their computers. With a simple interface, the software supports many useful features such as bookmarking, adding notes, and electronically signing documents.

## Using Foxit Reader to read PDF files.

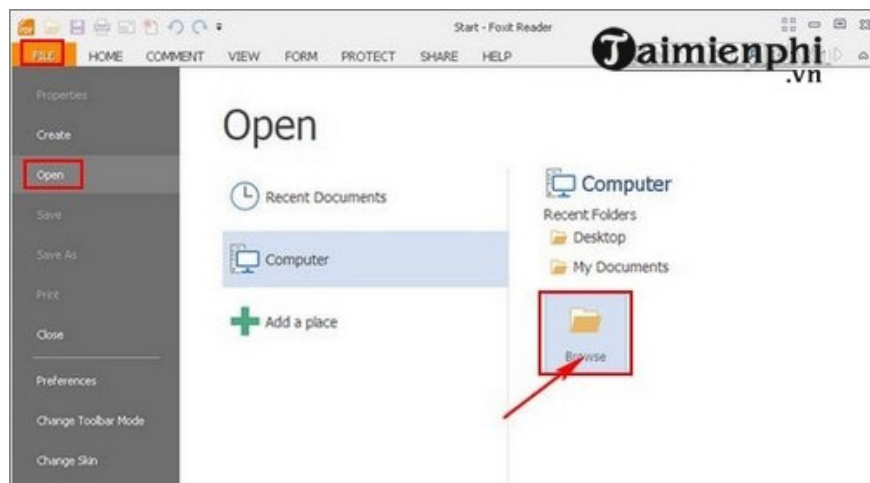
*Step 1:* Download **Foxit Reader** [here](#).

*Step 2:* After installation, the interface will look like this:

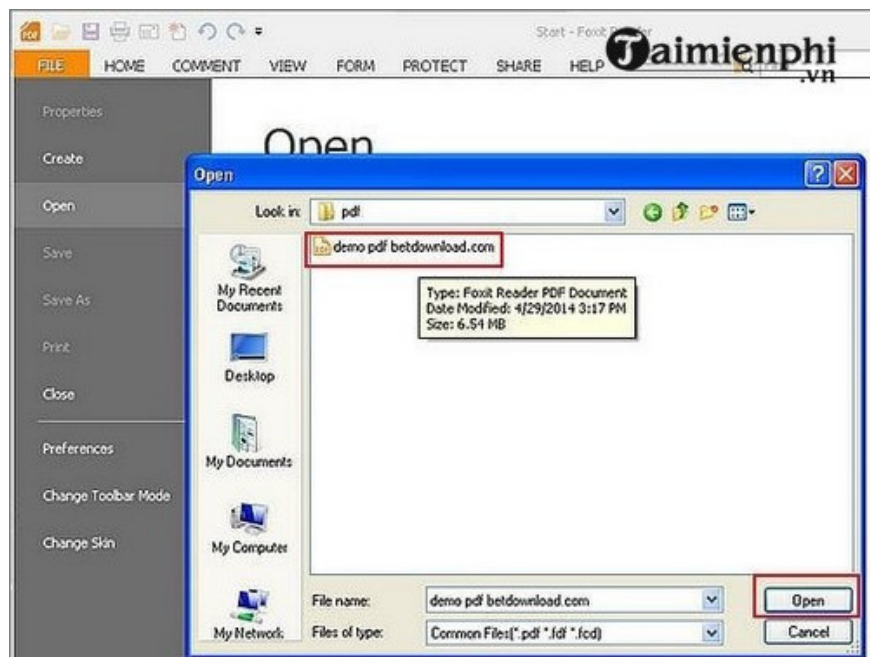


*Step 3:* There are two ways to open a PDF file.

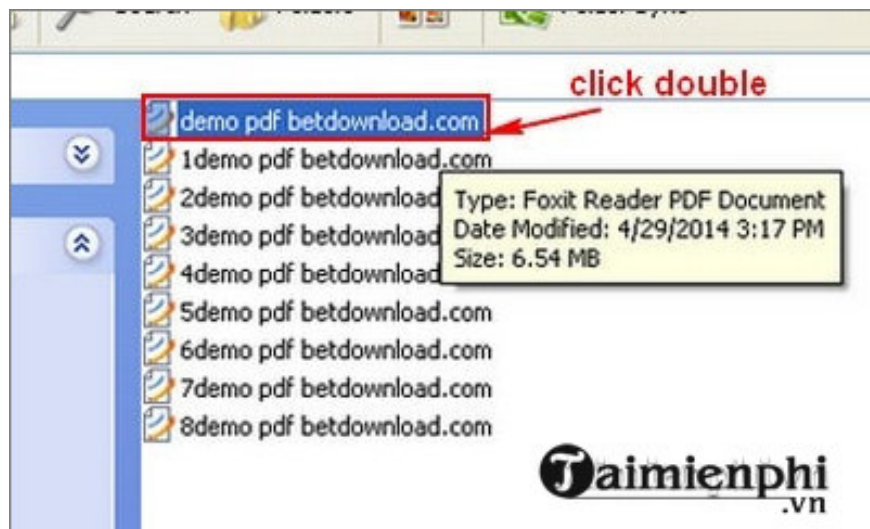
**Method 1:** First, select **File -> Open -> Choose the Browse** path to the folder containing the PDF file.



Then select a PDF file and choose **Open** . You only need to select the file once; subsequent times, the software will automatically recognize and open any PDF file.



**Method 2:** Once you've installed the software, all PDF files will be converted to the software's format. Therefore, you can go to that folder, double-click, and open the PDF file.



After clicking to open the PDF file, the PDF file will look like this.



- 1: There are toolbars and details to customize the PDF file, such as zooming in, zooming out, rotating left, and rotating right.
- 2: The page number will be displayed here; you can also select any page you want to read.
- 3: Scroll bar to move up and down to view the content.
- 4: Zoom in/out toolbar.

Besides its file reading capabilities, Foxit Reader also provides basic editing tools such as adding notes, inserting signatures, and creating new PDF files. This is especially useful for students and office workers who need to work with digital documents.

You finished reading the article "**How to use Foxit Reader to read PDF files**" edited by the [TipsMake](#) team. We hope this article has provided you with many useful tech tips and tricks. You can search for similar articles

on tips and guides. Thank you for reading and for following us regularly.

---