

How to use Easy DriverPack

Easy DriverPack is considered one of the best software programs for automatically searching and updating drivers currently available. With its ability to accurately find drivers and always update to the latest version, the following instructions on how to use Easy DriverPack will help you quickly update your computer's drivers using this software.

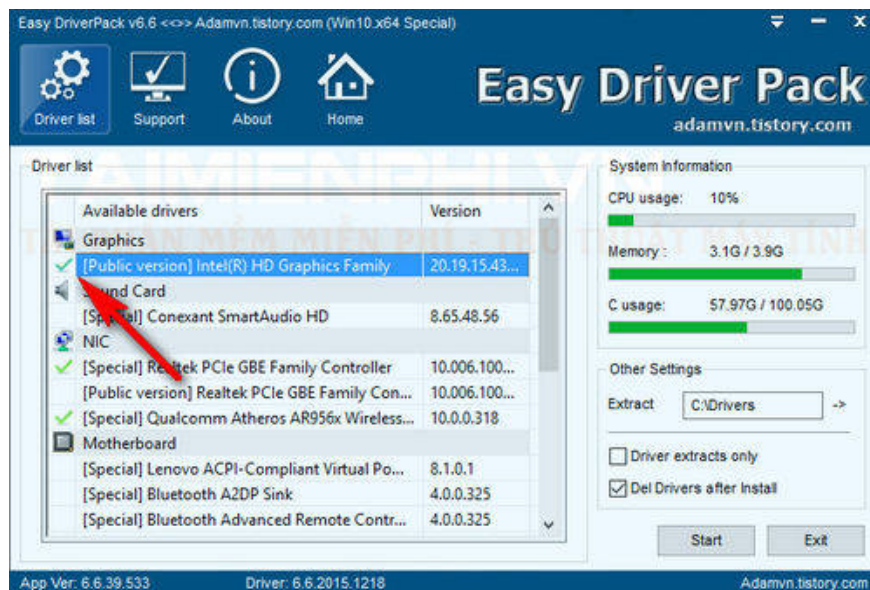
Easy DriverPack, also known as WanDriver, allows users to update computer drivers both online and offline. With its simple interface, users can easily use Easy DriverPack to update their computer drivers quickly and accurately.

How to use Easy DriverPack

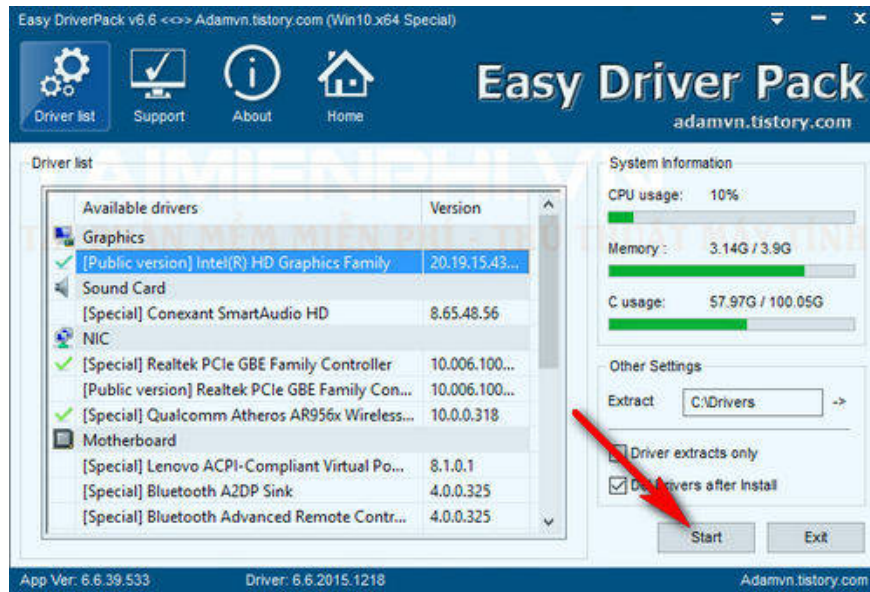
Step 1: Before using Easy DriverPack, you need to install the software on your computer. If you don't know how to install it, you can refer to TipsMake's Easy DriverPack installation guide.

Step 2: After installation is complete, launch the software. On the main interface of Easy DriverPack, you will see a list of hardware drivers that need updating in the **Driver list** section.

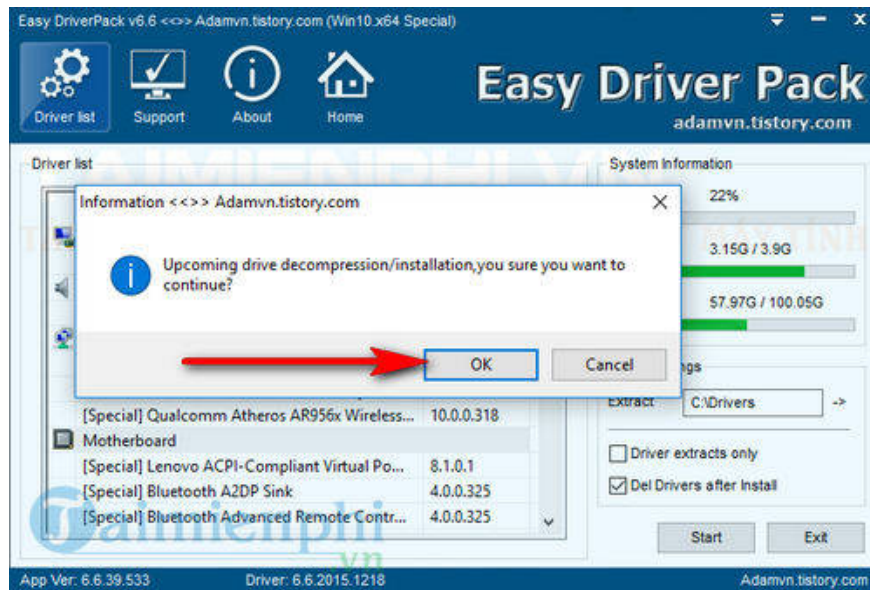
If you need to update any drivers, simply **click on** the driver name to reveal a **green checkmark**.



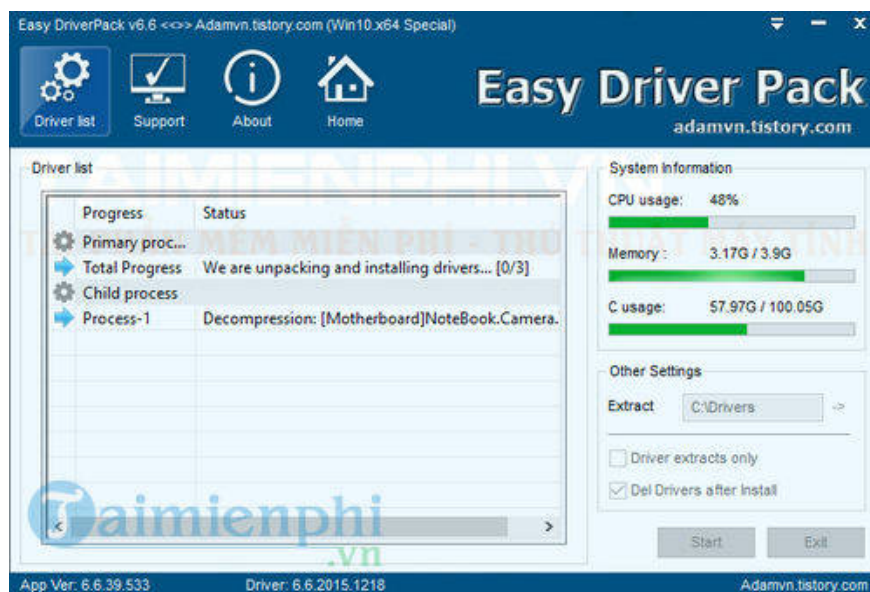
Step 3: After selecting the driver versions you need to update, you can press **Start** to begin updating the drivers using Easy DriverPack.



Step 4: Continue by clicking **Yes** in the notification window that appears afterward.



The process of using Easy DriverPack to update computer drivers is clearly and detailedly displayed for users to understand.



Step 5: After updating your computer drivers using Easy DriverPack, the software will display a dialog box asking you to restart your computer. Save any tasks or processes you are currently working on and click **OK** to restart your computer immediately. You have now successfully updated your computer drivers.

Above is a guide on how to use Easy DriverPack from TipsMake to quickly and easily update your computer's drivers to the latest versions. Additionally, if you're not satisfied with Easy DriverPack, you can check out the top 5 other automatic driver download software for computers and laptops that also offer accurate and fast driver search functions. Good luck!

You finished reading the article "**How to use Easy DriverPack**" edited by the [TipsMake](#) team. We hope this article has provided you with many useful tech tips and tricks. You can search for similar articles on tips and guides. Thank you for reading and for following us regularly.