

# How to use DroidCam to turn your phone into a webcam for your computer

The following article will show you how to use Droidcam on computers and phones as well as some suggestions for a perfect video call!

Life during the Corona pandemic continues. Many of us have to change our work environment, or even worse, lose our jobs.

To adapt to the new situation, you have to attend interviews and video meetings via applications like Hangouts Meet, Skype and Zoom at home, causing the demand for webcams to exceed supply.

The good news is that if needed, you can turn your Android phone into a webcam for your PC, with a few apps like DroidCam or Iriun for Android. The following article will show you how to use Droidcam on computers and phones as well as some suggestions for a perfect video call!

## A few words about the DroidCam application

DroidCam is an application that turns your Android device into a webcam. The application works with a PC client that connects the computer to the phone. This application supports Android, iOS and Windows. It allows you to connect your laptop or PC via WiFi network or with the help of a USB cable.

The app does not collect any personal information, allowing audio and video data to be streamed directly to connected client programs. In most cases, these audio and video streams are contained within your local network and are not accessible from the outside.

Key features of DroidCam include:

1. Chat using "DroidCam Webcam" on computer, including audio and video.
2. Completely free with no usage limits or watermark.
3. Connect via WiFi or USB.
4. Eliminate microphone noise.
5. Use other (non-camera) apps with DroidCam in the background.
6. Continue working with the screen off to save battery.
7. Access MJPEG web IP camera (access camera via browser or from phone, tablet, etc.).

If you like the app, consider downloading the Pro version of DroidCamX, with greater advantages over the free version such as:

1. No advertising.
2. USB-Only mode for enhanced privacy and security.

3. Mute voice calls.
4. Supports 720p or 1080p video via HD mode.
5. Smooth FPS option for more stable video.
6. Windows pro features include video mirroring, flip, rotate, contrast, brightness, and many other controls.

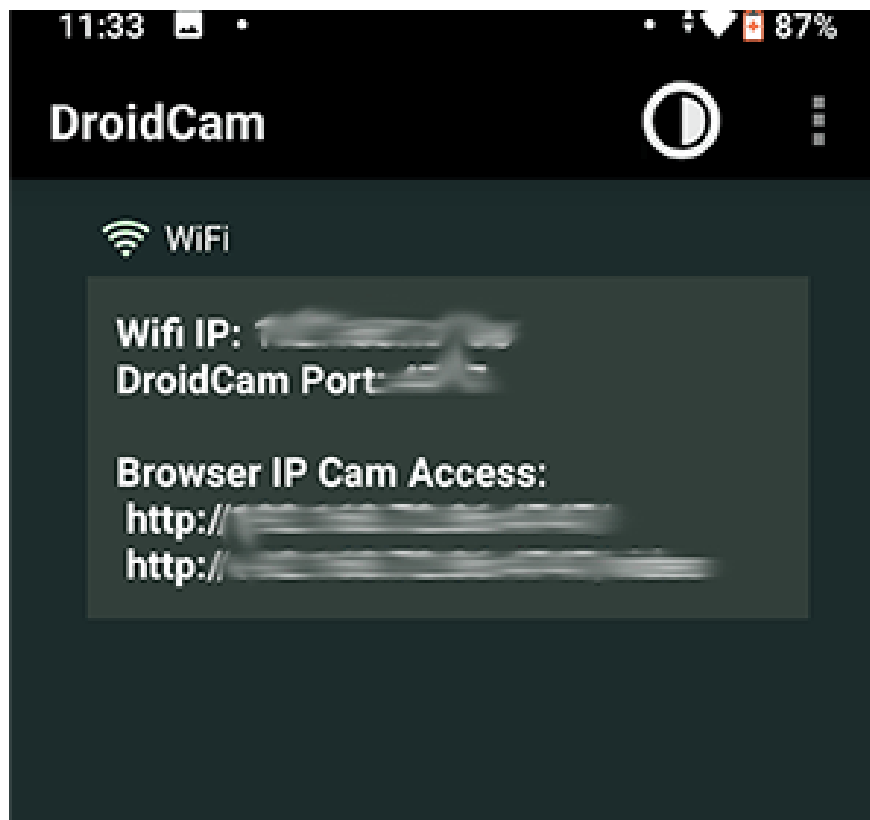
## Set up Droidcam on PC and phone

Download Droidcam

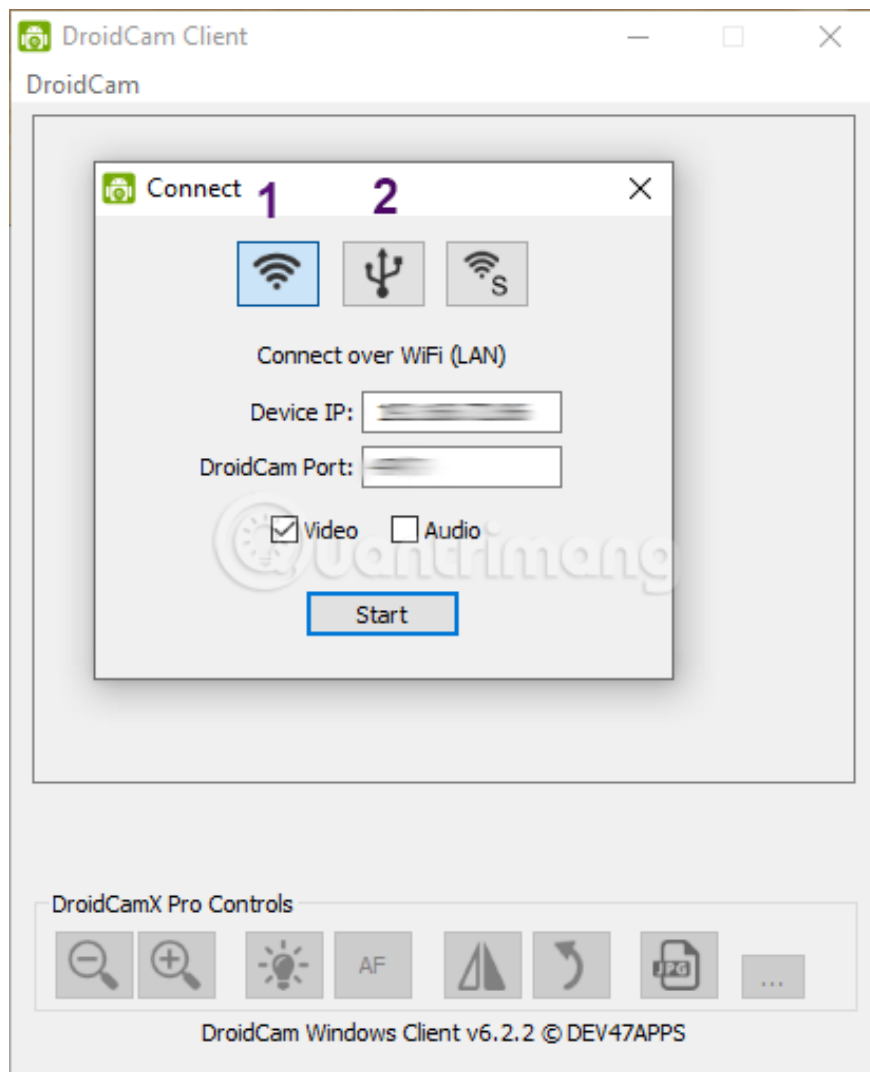
After installation, open the Droidcam interface on your computer and you will have 2 connection options: (1) via wifi, (2) via USB cable.

### (1) Connect via wifi:

You connect both phone and computer to the same wifi network, open Droidcam on the phone to get IP and Port:

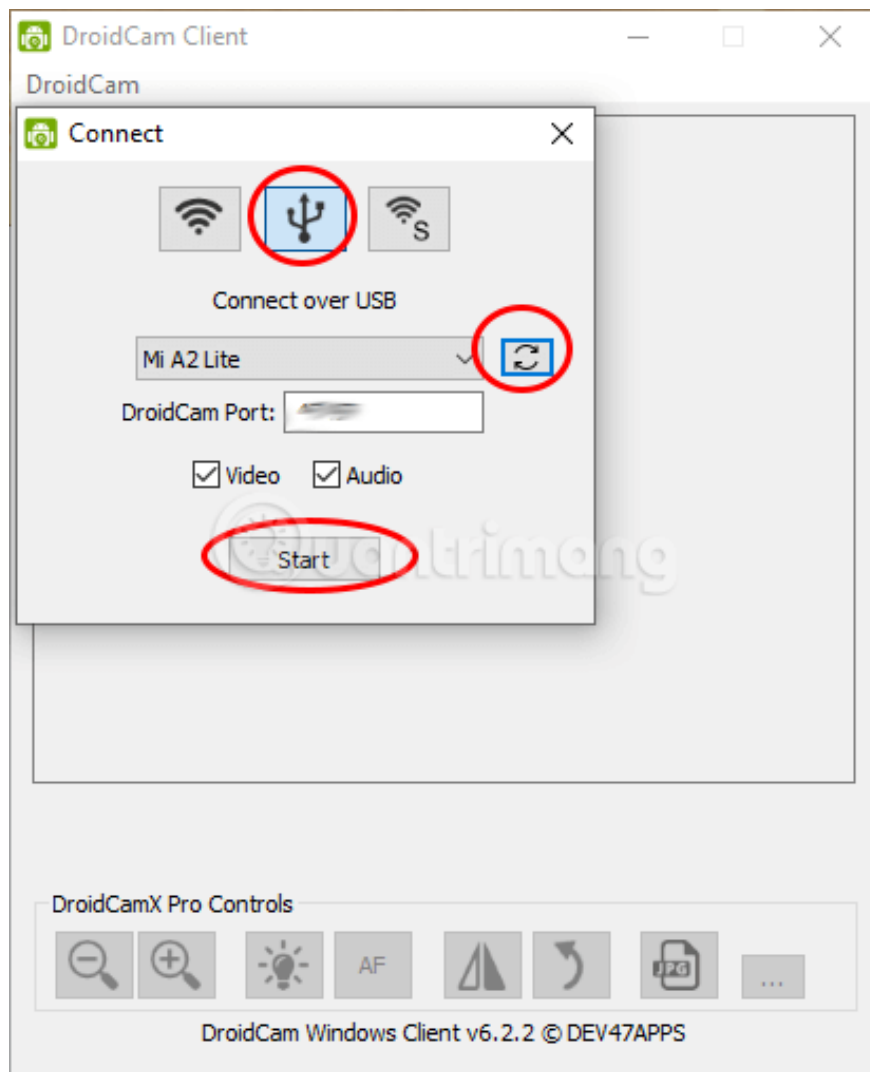


Then enter Droidcam on PC, press **Start** .

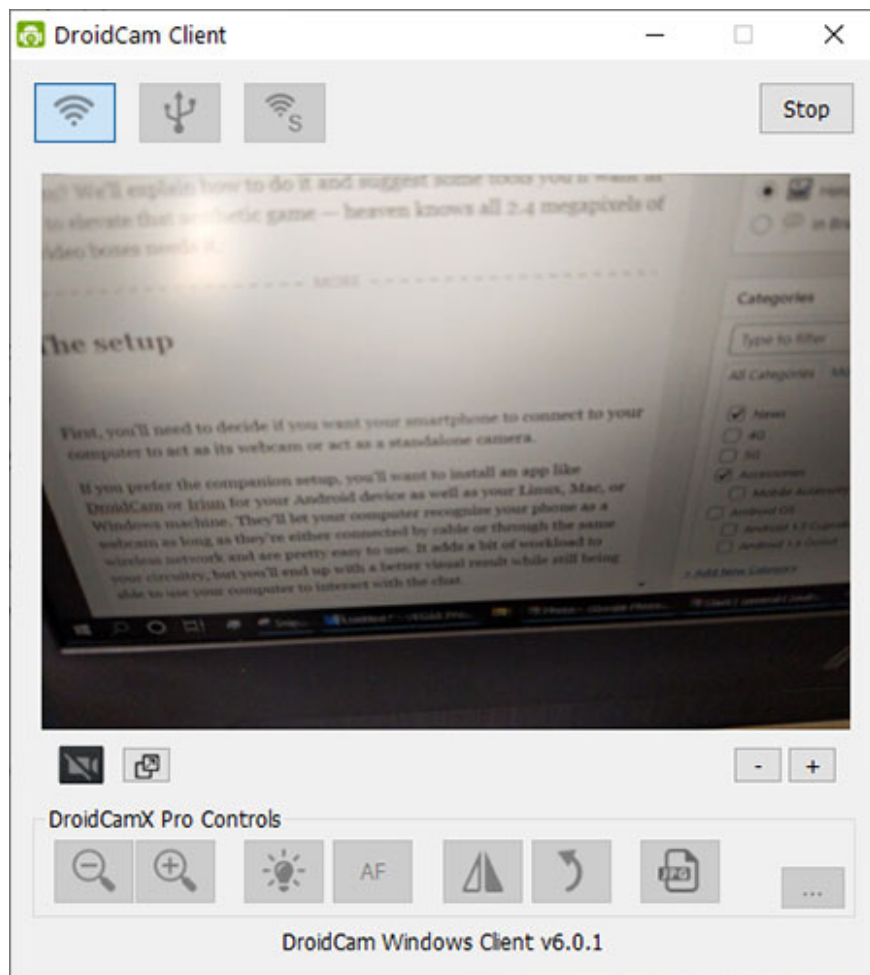


## (2) Connect via USB:

1. You plug the phone charging cable into your phone and computer.
2. Select USB connection type on Droidcam PC, click **Start** .

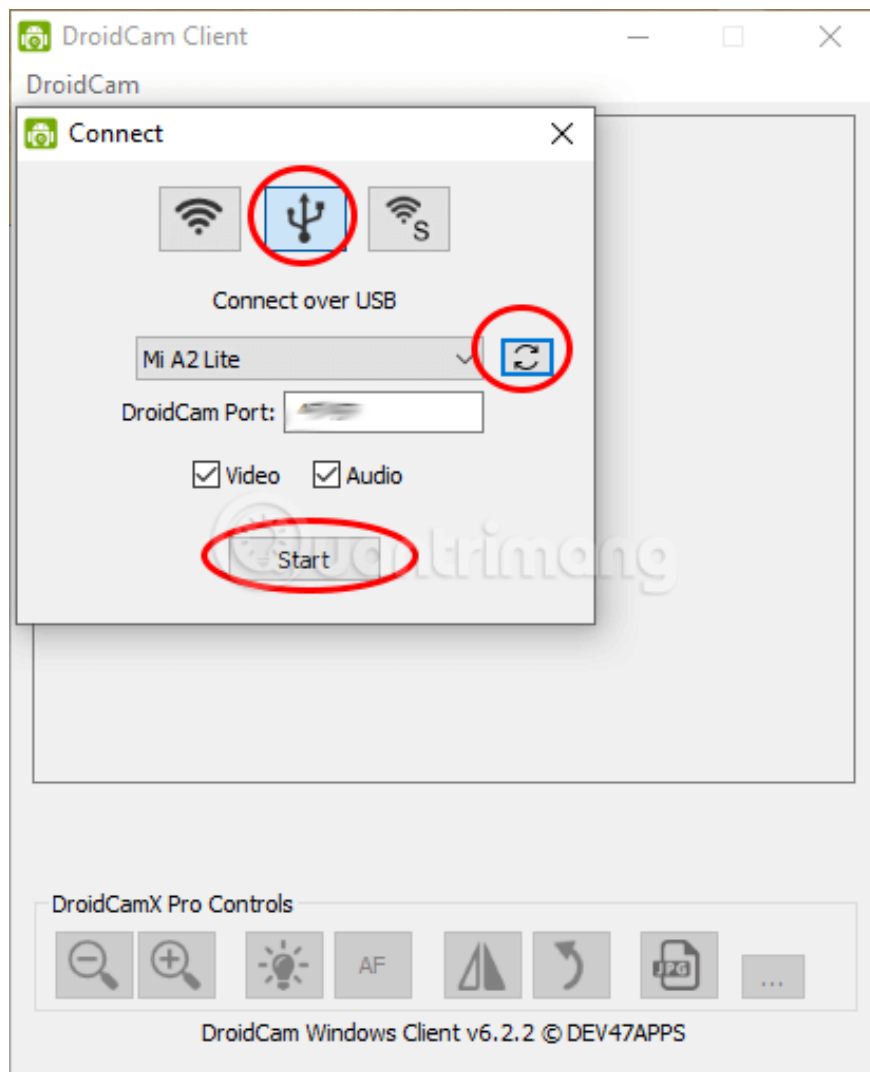


After connecting, the results will be as follows:



When trying on a Xiaomi phone, and receiving an error message from a reader, TipsMake discovered that, if developer options and USB debugging mode are enabled, Droidcam PC will not find the phone, and will not work. can connect.

Follow this guide to enable Developer Options on Xiaomi. Then go to **Settings > System > Advanced > Developer options** > scroll down near the bottom to find **USB Debugging** > turn it on. Immediately after that click on the refresh icon as shown to let Droidcam find your phone. When you see the phone name appearing in the box, click **Start** .



Here are some suggestions on what to get for your smartphone to help you look your best - even without makeup!

## **Some tools help make video calls more perfect**

### **Equipment racks and lights**



If you're using a table to place your phone and lamp, you'll want a lamp that uses LED bulbs arranged in an array or circular pattern to illuminate your face. Some manufacturers produce circular lamps with built-in phone mounts. For the base, you should choose a small tripod, about 30cm high.

Additionally, some companies also produce tripods that combine both a phone holder and a spotlight. However, it seems they are more suitable for vloggers than regular users.

Be sure to test the setup before making your first call, to see if you have to adjust your sitting position or the tilt of your phone and lights.

## **Audio equipments**



You should consider purchasing a new Bluetooth headset with active noise cancellation. Some phones today have removed the headphone jack. In addition, wired headphones also cause some inconvenience during use.

Readers can refer to: [Top 14 best wireless headphones for some options.](#)

And finally, no matter what you do, pay attention to avoid funny situations like doing personal work and forgetting to turn off the mic or camera during a live call!

Good luck!

You finished reading the article "**How to use DroidCam to turn your phone into a webcam for your computer**" edited by the [TipsMake](#) team. We hope this article has provided you with many useful tech tips and tricks. You can search for similar articles on tips and guides. Thank you for reading and for following us regularly.