

How to Use Bluetooth Technology

Bluetooth technology allows users to exchange voice and transmit data between two or more electronic devices in close proximity. There are many applications of Bluetooth technology, such as connecting a wireless headset to be able to talk on the phone while driving, connecting a Bluetooth printer to a computer to avoid the cost of buying cables for the office, and much more. Read the following article to learn about the capabilities of Bluetooth devices

Get started with Bluetooth



Learn the concept of Bluetooth. Bluetooth is a wireless connection tool that allows you to "pair" your device to interact with another device. For example, you can connect a headset to most smartphones, allowing you to talk without touching the screen. You can connect your game controller to your computer or console without worrying about wires. You can stream music from your phone or computer to Bluetooth-enabled speakers without wires, or set up a home audio system without having to wire speakers everywhere.

The maximum connection range of Bluetooth is 10 meters.

The fastest Bluetooth transmission speed is 24 Mbps.



Check if your device can enable Bluetooth. Bluetooth has been in use for a long time (about 20 years) and is considered a pioneer of the wireless connection market. So it is very likely that your wireless device supports Bluetooth technology. While most laptops have built-in Bluetooth, desktop computers are not equipped with this technology. You need to buy a Bluetooth dongle if you want to connect your desktop computer to another device using this technology.

Many modern cars are equipped with Bluetooth, allowing you to connect to your phone while driving.

Most smartphones have Bluetooth connectivity.

Many newer printers are equipped with Bluetooth technology, which can connect to computers in the room to print documents without cables or wires.



Find out your device's Bluetooth capabilities. All Bluetooth devices usually have one or more functions. For example, cell phones only allow you to use Bluetooth technology to make calls; but other phone models allow file transfer to other phones and vice versa. Each Bluetooth device possesses different functions.

Review the user manual or consult the manufacturer to determine how to use Bluetooth technology. .



Connect the Bluetooth device. To use this technology, you need to wirelessly connect your device to another device, which is called "pairing". The pairing process is often different for each specific device, but typically there will be one "detected" device, and the other device must be brought into pairing state. For example, if you pair the headset with your phone, the phone is the "detector" device and the headset needs to be put into "paired" state. The phone will "discover" the headset and establish a connection.

Follow the instructions that came with your device to complete the pairing process. In most cases, you will be asked to perform some specific actions to pair the device.

When pairing a device, you will be asked to enter a PIN before establishing a connection. If you did not set up a PIN, enter the default PIN0000.

Usually pairing only needs to be done once. As long as the devices are Bluetooth enabled, they will automatically connect to each other the next time.

Uses Bluetooth Technology



Transfer files between devices. Some Bluetooth devices allow the transfer of files and documents from one device to another. For example, if your friend has a nice photo collection on his camera, you can connect the camera to his phone to quickly copy the photos.

Transfer files between phones, cameras, camcorders, computers, TVs, etc



Use Bluetooth technology to make phone calls. Bluetooth headsets can connect to some landlines or cell phones, so you can talk on the phone and not have to stay on the line. This is especially useful when you're too busy and don't want to have to stay on hold every time a call comes in.

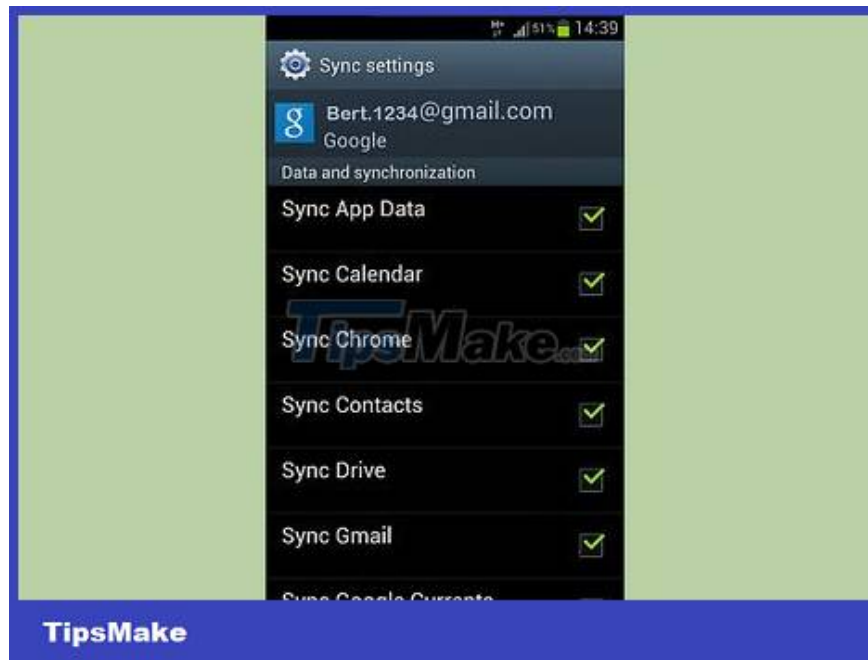


Connect phone and computer. Device tethering allows you to share your phone's network with your computer. You can freely access the internet on your computer without needing Wi-Fi. Not all services allow connection, so you need to check your phone carrier. Sometimes there will be an additional fee.



Use Bluetooth for safe driving. Activate Bluetooth technology directly on your mobile phone or wear a wireless headset while driving, so you can keep both hands on the steering wheel while on the phone. In some areas, it is illegal to answer the phone and drive with one hand. Bluetooth technology allows you to talk on the phone while driving without breaking the law.

Some phones and car stereos can connect allowing you to listen to songs in the phone's memory on the car's stereo via Bluetooth technology.



Synchronize data between Bluetooth devices. Some devices allow synchronization of data such as phone contacts, email addresses, and event calendars with other devices. This is a great way to sync your phone contacts with your computer, or transfer data to another phone.




Use Bluetooth devices in your home. Bluetooth devices significantly reduce messy cables, helping you work more comfortably. Bluetooth keyboards and mice let you type anywhere without losing accuracy. You can place the Bluetooth printer in any location without having to worry about stretching the cable from the computer to the printer.



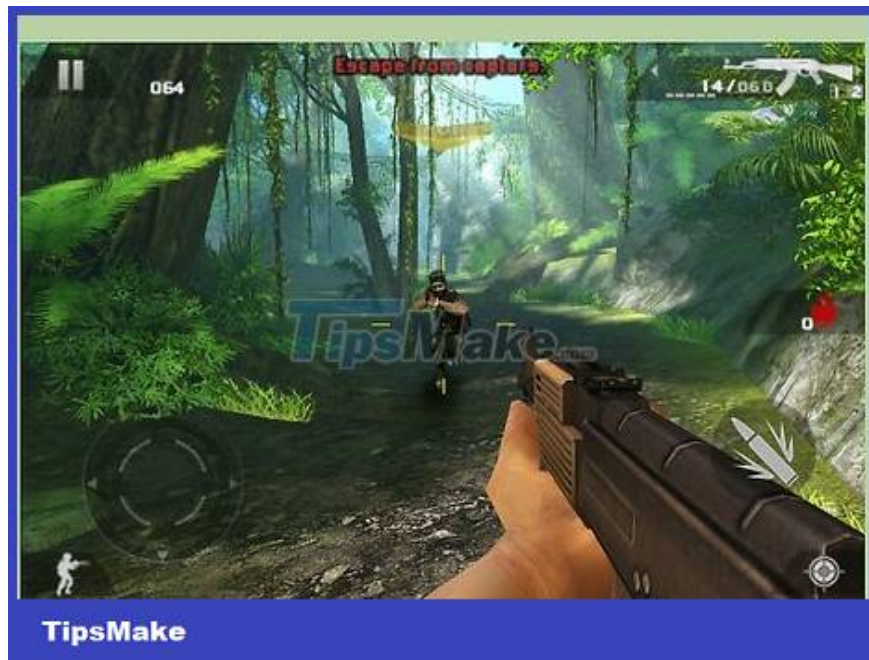
Use a Bluetooth device to set up a home theater. Bluetooth speakers and remotes make data control and interaction easier. With Bluetooth remote, you don't need to look at the TV's magic eye to control. Bluetooth speakers can easily be placed anywhere and there is no need to use speaker cables throughout the living room. To set up a home theater system, you need a Bluetooth receiver.



Use Bluetooth to protect your home and car. Bluetooth technology is integrated into wireless home and car locking systems, you just need to press the button on your phone to open the door. You don't have to worry about losing your keys anymore! Go to a Bluetooth lock shop, or contact your local auto repair shop to find a Bluetooth technology lock.



Connect the PlayStation controller to the computer. If your computer has built-in Bluetooth, you can connect to a PlayStation 3 or 4 controller to play computer games with the controller. This technology is not supported by Sony, you need an intermediary software to install, but the operations are quite simple.



Play multiplayer games. Bluetooth allows creating a local network between two phones, which is a simple and quick way to set up a game for multiple players. Although this method only works if all players are in the same room, it is more reliable than online gaming.

You finished reading the article "**How to Use Bluetooth Technology**" edited by the [TipsMake](#) team. We hope this article has provided you with many useful tech tips and tricks. You can search for similar articles on tips and guides. Thank you for reading and for following us regularly.

