

How to use Apple Intelligence's Image Playground to create AI images

Image Playground is a new app within Apple Intelligence that allows users to create images from text in three different styles: Animation, Illustration, and Sketch.

Image Playground is a new app in Apple Intelligence that allows users to create images from text in three different styles: Animation, Illustration, and Sketch. The app integrates with some apps like Messages or third-party apps. Here's how to use Image Playground on iPhone.

How to use Image Playground on iPhone

Note, only devices listed as using Apple Intelligence can install Image Playground.

Step 1:

You download the Image Playground application for iPhone from the link below and then install it as usual.

Step 2:

After downloading and installing the application, you **choose the image theme** you want to create. We click Show More to display more theme options.

Cancel

Done

Describe an image or add
a suggestion from the
list.

SUGGESTIONS

SHOW MORE



Cory



Party



Bowtie



Astronaut



City

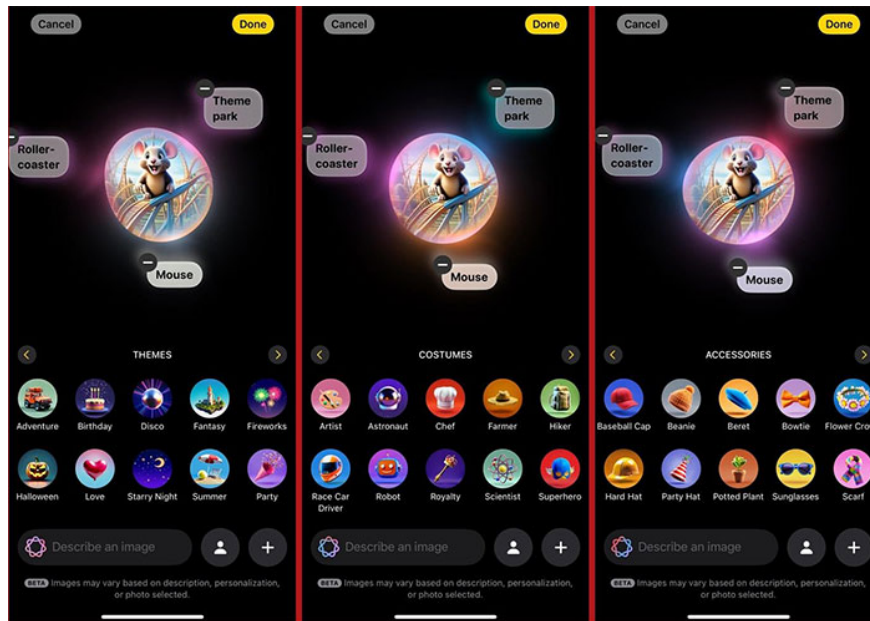


Describe an image




BETA Images may vary based on description, personalization,
or photo selected.

Then we will see different themes to choose from as shown. If you want to use a theme, click to select it. If you want to delete it, click on the - sign to remove the selected theme. In addition, users can also enter a description of the image they want to create in the box below.



Step 3:

Once an image is available, Apple Intelligence will generate different image options. We swipe the image left, right, or up and down to change the results.



To adjust the style, click the plus icon to select Animation or Illustration style.

Cancel

Done

Describe an image or
add a suggestion from
the list.

Choose a Style



Animation



Illustration

Create an image based on a photo of
pets, nature, or food.

Choose Photo



Take Photo



Describe an image

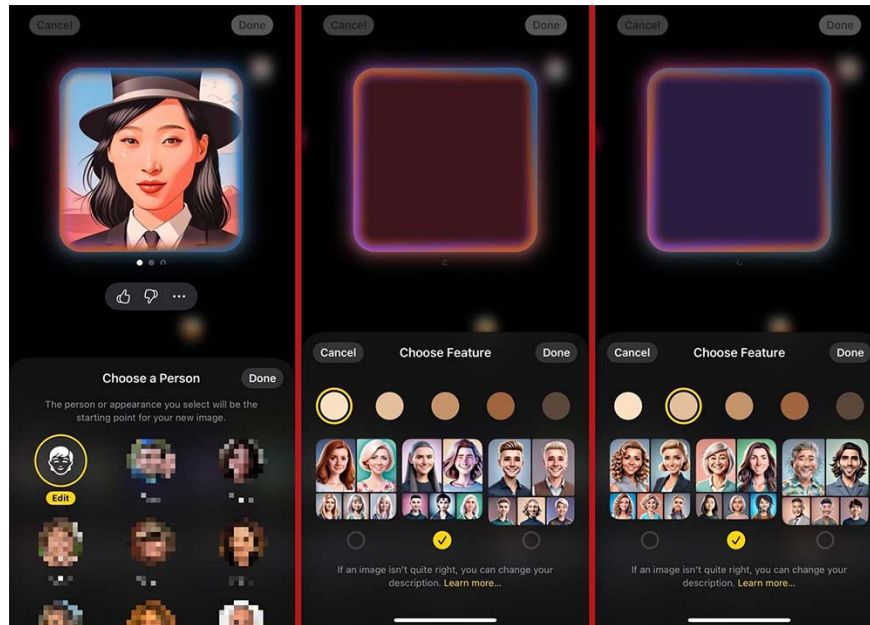


BETA

Images may vary based on description, personalization,
or photo selected.

Step 4:

To combine people, pets, or other images from your album, tap the plus sign and upload a photo. Then adjust the other details shown below to get the image you want.



You finished reading the article "**How to use Apple Intelligence's Image Playground to create AI images**" edited by the [TipsMake](#) team. We hope this article has provided you with many useful tech tips and tricks. You can search for similar articles on tips and guides. Thank you for reading and for following us regularly.