

How to use app 1.1.1.1 to watch movies and play games when the cable breaks

Using app 1.1.1.1 is always the top choice of users to watch movies and play games with the highest efficiency. However, not everyone knows how to take advantage of this application effectively. So let's find out with Taimienphi through this article.

Besides changing the IP address, users can also use the 1.1.1.1 app to watch movies and play games, while protecting important data from intruders who want to access it illegally.

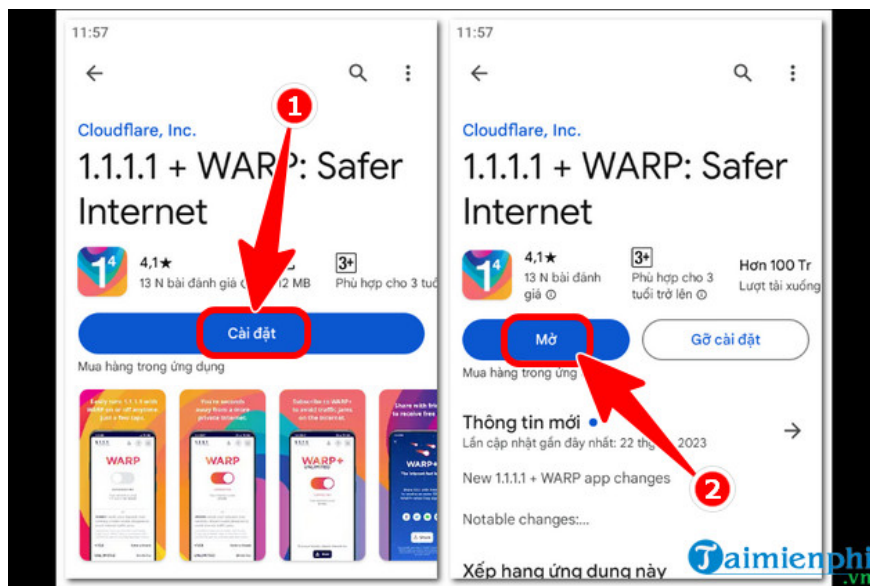
How to download and use app 1.1.1.1 to watch movies and play games at high speed

Before using the application to watch movies and play games, you need to download the 1.1.1.1 app on your phone.

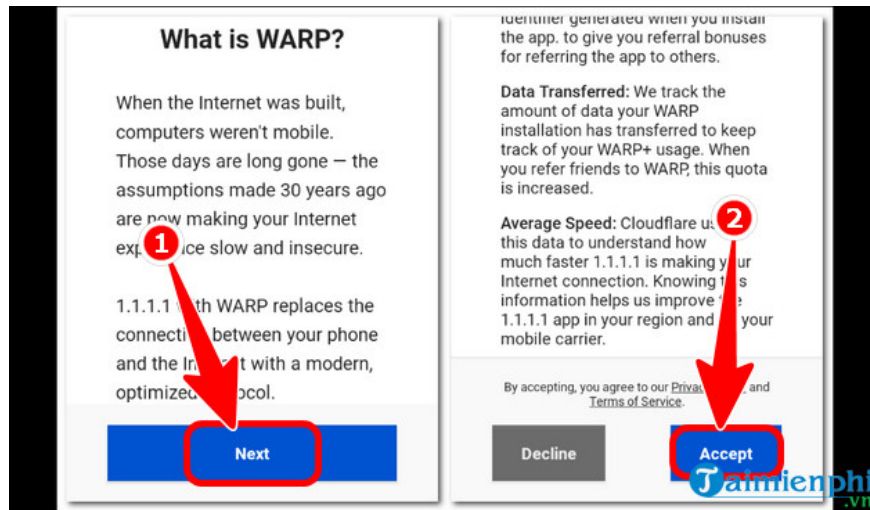
- Link to download **1.1.1.1 for Android** .
- Download link **1.1.1.1 for iPhone** .
- In case users cannot download the app through the Google Play store, they can access the **1.1.1.1 APK** download link here.

Step 1: Access the download link above, **download version 1.1.1.1** suitable for the mobile device you are using.

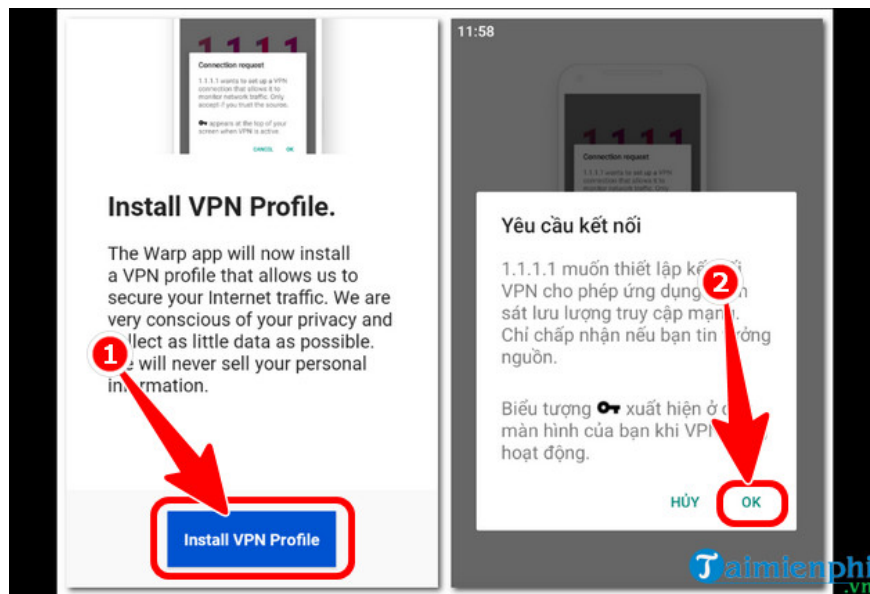
- Click **Settings** => press **Open** .




Step 2: Click **Next** => **Accept** , agree to NPH's terms.




Step 3: Continue clicking **Install VPN Profile** => press **OK** , allowing the application to establish a VPN connection.



Step 4: After completing the main interface **1.1.1.1** will display as shown below. Here, you can **turn on the connection button** and use the **1.1.1.1 app** to watch movies and play games on your phone.



- At the same time, your **Internet speed** will also improve significantly.



How to use app 1.1.1.1 for best results?

To use the 1.1.1.1 application to achieve the best performance when watching movies or playing online games, you can apply a few methods as follows:

- **Use app 1.1.1.1 latest version:** Always update the app to the new version to achieve high performance, as well as better information security.
- **Check performance periodically:** Regularly **check network speed** , to make sure the 1.1.1.1 application is still providing the best performance for your gaming and movie watching needs.

Why is app 1.1.1.1 considered a good choice for watching movies and playing games?

The 1.1.1.1 application is trusted and chosen by many users to watch movies and play games when the cable is broken for a few reasons below:

- **Increase connection speed:** 1.1.1.1 provides DNS service, helping to reduce waiting time when downloading movies or playing online games, while enhancing a better user experience.
- **Reduce latency:** In addition, this application also helps reduce lag when playing Online games, providing the smoothest experience for gamers.
- **High security:** Data encryption is also an important factor, helping to protect user accounts when accessing websites to watch movies or log into games.
- **Easy to use:** App 1.1.1.1 has a simple interface, suitable for all users, especially those who need to watch movies and play games at high speed.

Similar to the instructions for using the 1.1.1.1 app on your phone, you can completely **download and install warp 1.1.1.1 on your computer** to speed up your Internet connection, watch movies and play games more smoothly without worry. Pay attention to any security issues or limitations during the experience.

You finished reading the article "**How to use app 1.1.1.1 to watch movies and play games when the cable breaks**" edited by the [TipsMake](#) team. We hope this article has provided you with many useful tech tips and tricks. You can search for similar articles on tips and guides. Thank you for reading and for following us regularly.