

How to use AI Image Transformer to draw simple art

AI Image Transformer is a website that will help you get artistic photos in a flash, by turning regular photos into paintings.

AI Image Transformer is a website that will help you get artistic photos in the blink of an eye, when converting regular photos into paintings. In particular, users are allowed to choose the style of art painting they like. Thus, instead of just having one style of art painting like other websites, AI Image Transformer has more options for you. The article below will guide you to use AI Image Transformer to draw artistic paintings.

How to use AI Image Transformer to draw art

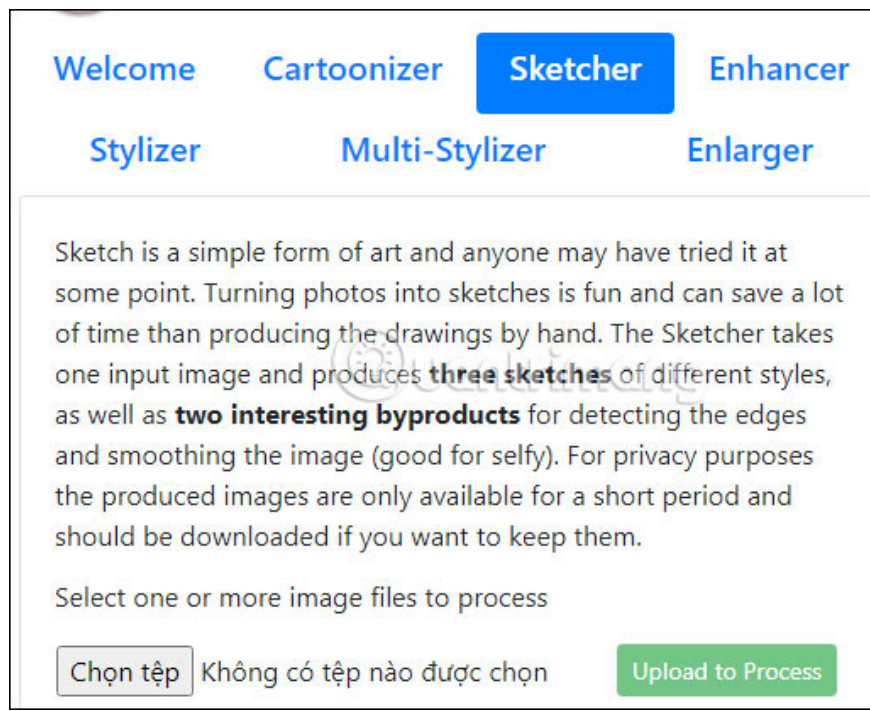
Step 1:

First, we access the link below to access the AI Image Transformer website. You do not need to create an account or register, you can use it right away.

<https://aiblockchain.art/>

Step 2:

On this website interface we will see some types of art paintings such as Cartoonizer to convert photos into cartoons, Stylizer to convert paintings according to the art schools of many artists.

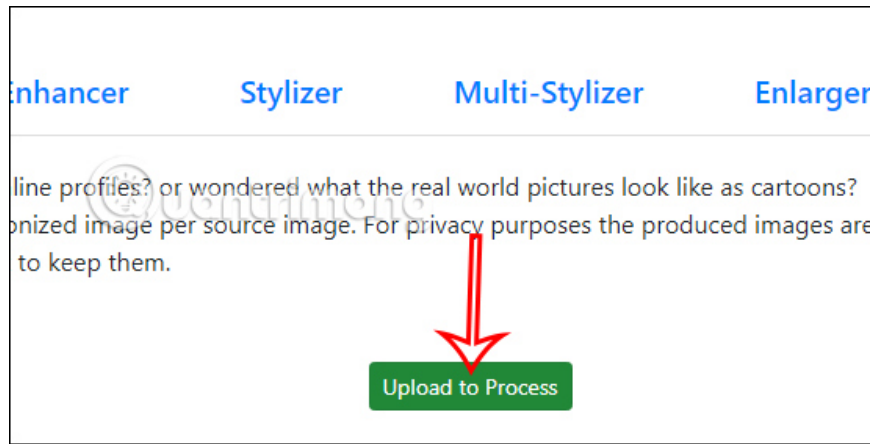


Step 3:

Now you choose the style of art painting you like, then **click on the Choose File button** to upload the image.



After successfully uploading the image, **click on the Upload Process button** to upload it to the system and convert it to the art painting image we have chosen.



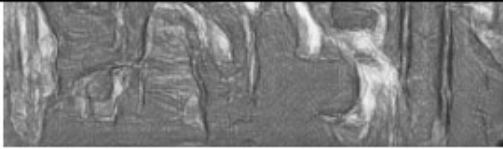
Step 4:

You wait a moment for the website to convert the image. Scroll down and you will see your photo. We **click on the image name to download** it to the computer and that's it.



Step 5:


Let's try with other options in the style of art paintings. For example, with the Sketcher style, the result will be many paintings according to the sketch lines as shown below. You also click on the name of each image to download it to your computer.



[277577689_525021398976298_5521917191216203638_n_Sketch3.jpg](#)



[277577689_525021398976298_5521917191216203638_n_byproduct_](#)



Other items you click on also upload images to the system to convert and upgrade the images.

You finished reading the article "**How to use AI Image Transformer to draw simple art**" edited by the [TipsMake](#) team. We hope this article has provided you with many useful tech tips and tricks. You can search for similar articles on tips and guides. Thank you for reading and for following us regularly.