

How to use a laptop as the second screen for laptops and computers

Perhaps many of us are not paying attention to a nice feature on Windows 10, which is a feature that allows turning the device into a second screen.

As shown in the illustration in the lesson, a separate USB3 LCD monitor is being used as a second monitor. But why do we need to add a dedicated LCD monitor while you can use the backup laptop or an old unused device right away and turn it into a second monitor? As long as your devices are running Windows 10, this is the way to turn the extra laptop into a second screen for the other laptop.

How to turn a laptop into a second screen



On the laptop you want to turn into the second screen, visit **Settings | System | Projecting to this PC** and then setting it up to suit your wishes and security optimization.

Projecting to this PC

Project your Windows phone or PC to this screen, and use its keyboard, mouse, and other devices, too.

Windows PCs and phones can project to this PC when you say it's OK

Available everywhere

Ask to project to this PC

Every time a connection is requested

Require PIN for pairing

Off

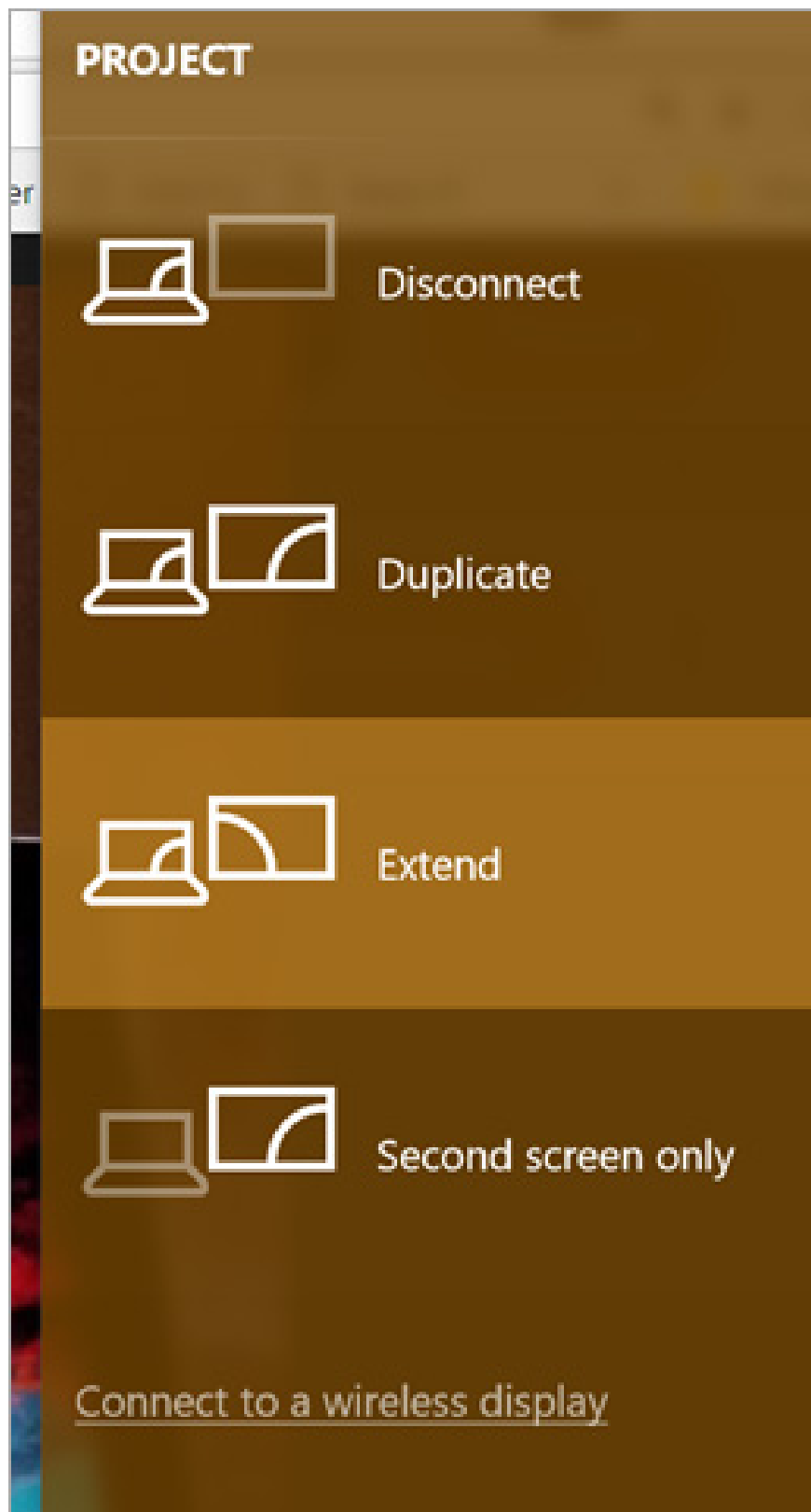
This PC can be discovered for projection only when it is plugged in

On

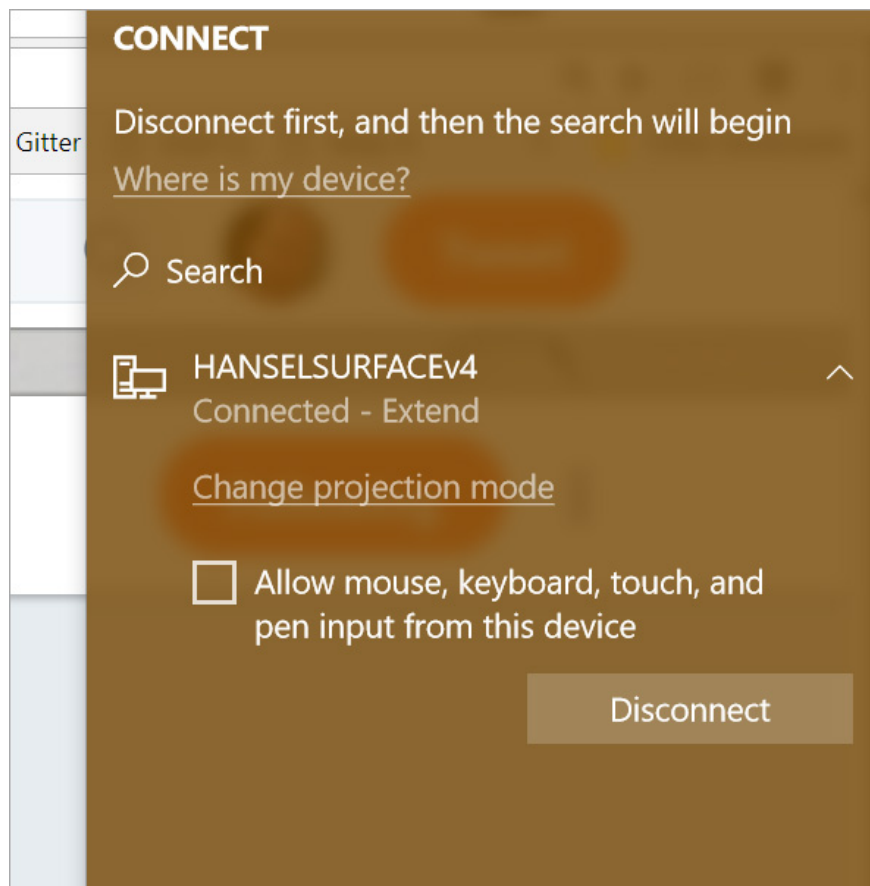
PC name HanselBook

[Rename your PC](#)

Then from your main machine, just press the Windows + P key, just like when you want to project an image onto a projector or a second screen. Look at the bottom, click on the text that says **Connect to a Wireless Display**.



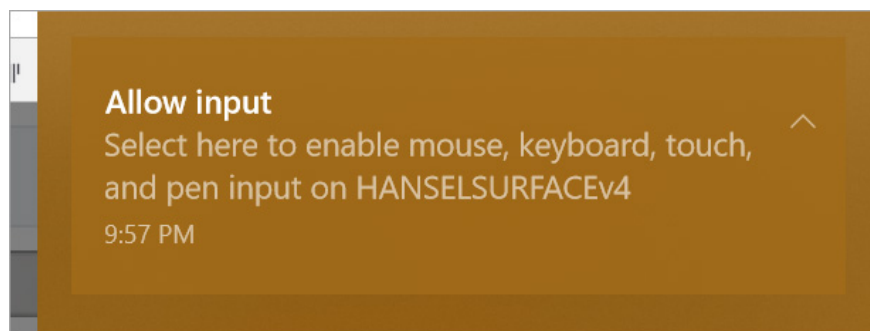
Then wait for the scanner to be around for a while. You can perform extended or duplicate operations because Windows will now understand that this device will be used as a second monitor.



You can also use this feature with TVs that support Miracast or Roku, or Amazon Fires.

NOTE: The speed of displaying information on the screen is not always fast, depending on the tasks you are using. If you simply watch a video on YouTube for example, well, there won't be any problems. Best of all, you should not fight overly heavy games on this screen, while browsing, dev, typing, coding . are comfortable!

The good news is that you can also use this second machine as a general connection, meaning that others can pair with you and they can also input and move their mouse on the screen. This image. This feature makes the pairing program very interesting.



Please take a moment to try this great feature. Good luck!

See more:

1. How to use 2 screens on a computer
2. How to use multiple computer monitors at the same time effectively
3. Computer not found the second screen? This is how to fix it
4. How to turn off the laptop screen with a mouse click

You finished reading the article "**How to use a laptop as the second screen for laptops and computers**" edited by the [TipsMake](#) team. We hope this article has provided you with many useful tech tips and tricks. You can search for similar articles on tips and guides. Thank you for reading and for following us regularly.
