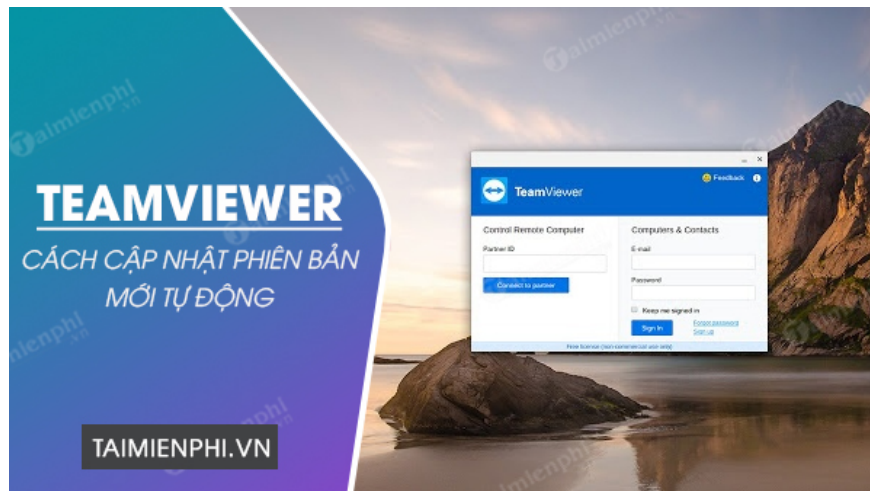


How to update TeamViewer, Update TeamViewer to the latest version

Updating TeamViewer allows users to utilize the latest features of the software. In addition to manually updating TeamViewer, users can also automatically update it whenever a new version is available.

As a software that supports fast and secure remote computer control, TeamViewer needs automatic updates enabled to fully utilize its available features. This can be done by checking the TeamViewer version and enabling automatic **TeamViewer updates** in the software's driver settings.



TeamViewer update enabled: How to automatically update TeamViewer to the latest version.

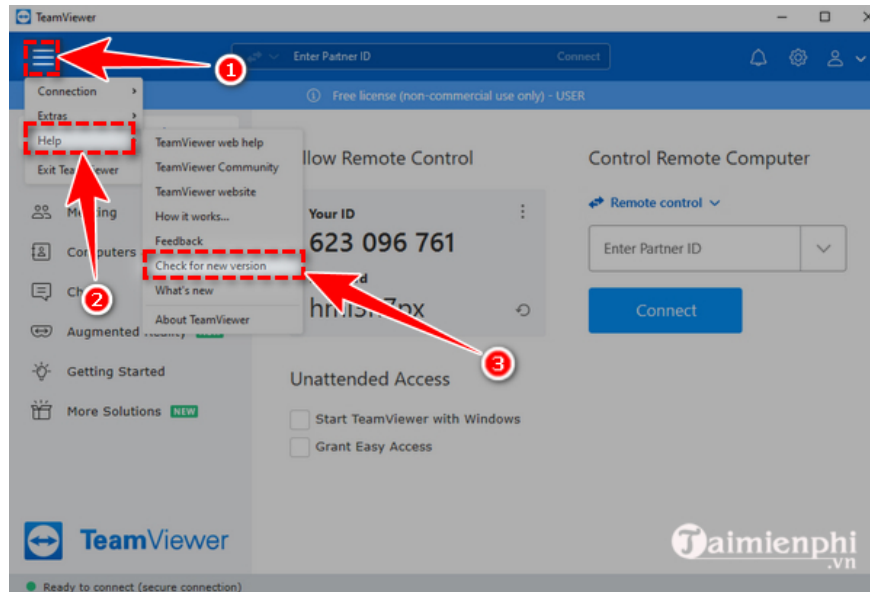
How to automatically update TeamViewer to the latest version.

Typically, to update TeamViewer to a new version, you can choose to disable automatic TeamViewer updates and update manually, or enable automatic updates in the driver. In this article, TipsMake will share with you how to update TeamViewer to version 15.24.5; you can follow similar steps for other TeamViewer versions on your device.

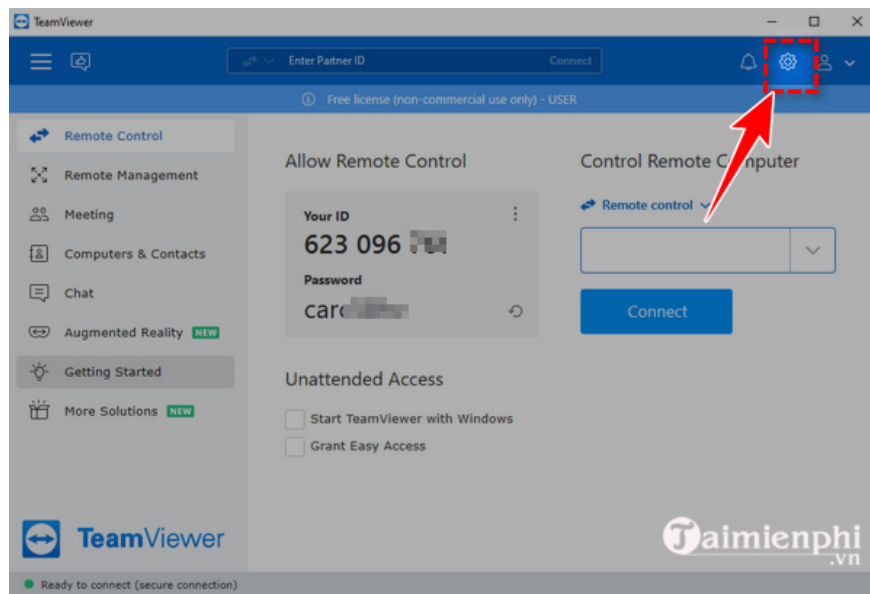
Step 1: Launch the TeamViewer software on your computer.

Step 2: How to check the version of TeamViewer you are using.

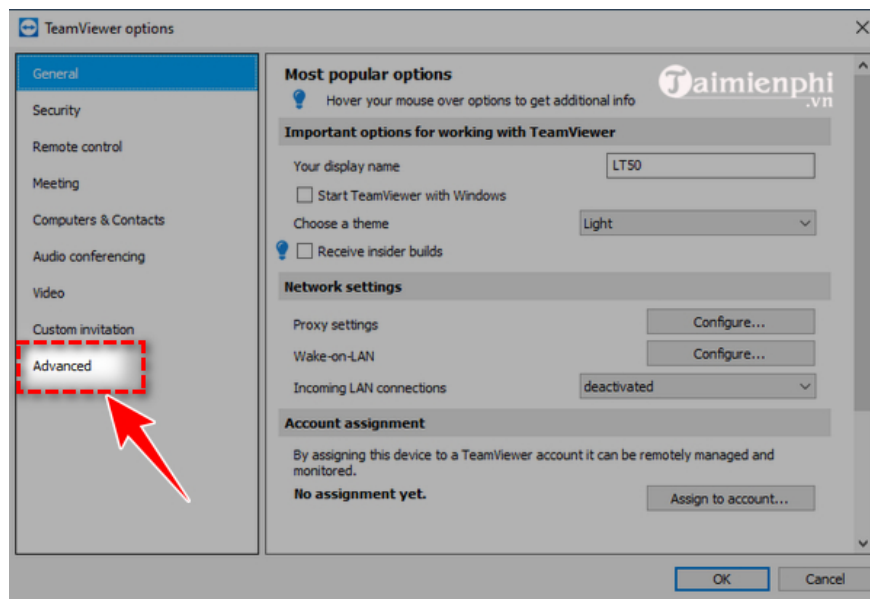
On the TeamViewer interface, click the (=) icon on the far left of the screen, select " **help** ," and then select " **check for new version** ." The screen will then display the latest version of TeamViewer and suggest whether you need to update.



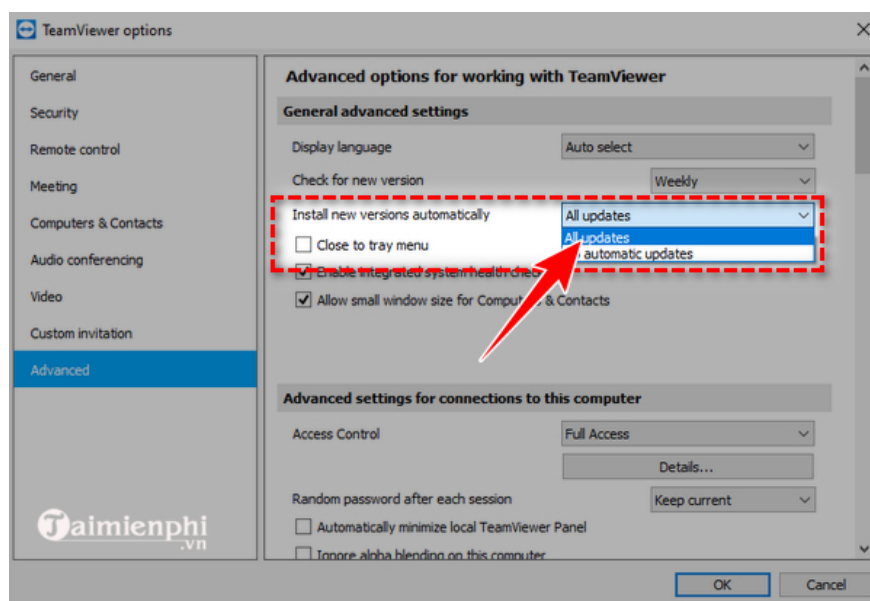
Step 3: Return to the TeamViewer main screen and click on the gear-shaped settings icon.



Step 4: Click on the " advanced "option.



Step 5: Select the " all updates " option in the " Install new versions automatically " section and then press " OK " to complete the TeamViewer update installation process.



Above is a detailed guide on how to quickly and easily update TeamViewer to the latest version automatically. You can refer to and practice this to use the newest TeamViewer features on your devices, or refer to the detailed instructions on how to use TeamViewer here.

Note : All owners of older commercial TeamViewer packages for a specific (perpetual) version of TeamViewer must check if their current TeamViewer package is compatible with the updated version of TeamViewer to avoid service interruption.

You finished reading the article "**How to update TeamViewer, Update TeamViewer to the latest version**" edited by the [TipsMake](#) team. We hope this article has provided you with many useful tech tips and tricks. You can search for similar articles on tips and guides. Thank you for reading and for following us regularly.

