

How to Update iTunes

This wikiHow teaches you how to update the iTunes application on Mac or Windows. On iPhone and iPad, the iTunes Store and App Store apps are updated automatically with system updates. Open iTunes. It's a white app with a multicolored...

Method 1 of 2:

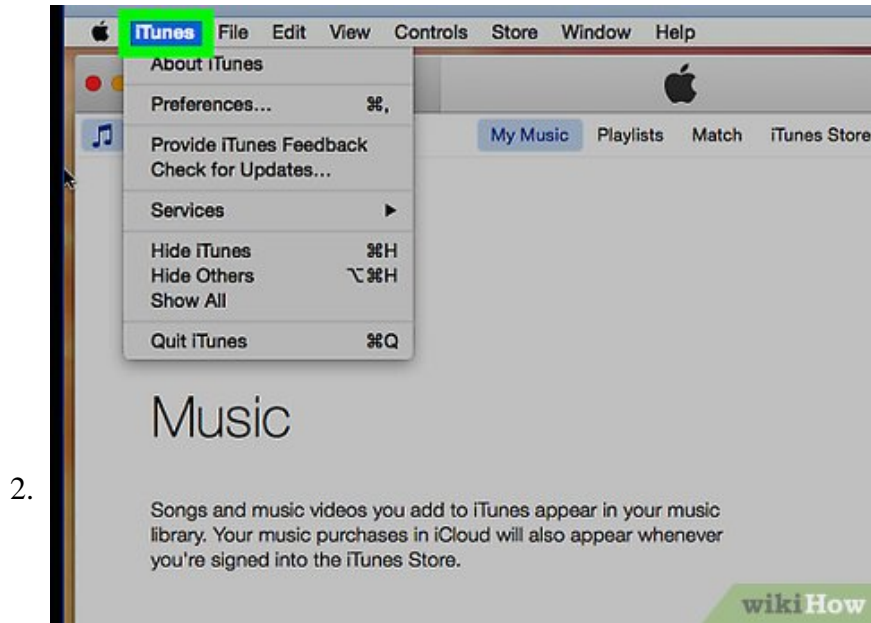
On Mac

1.

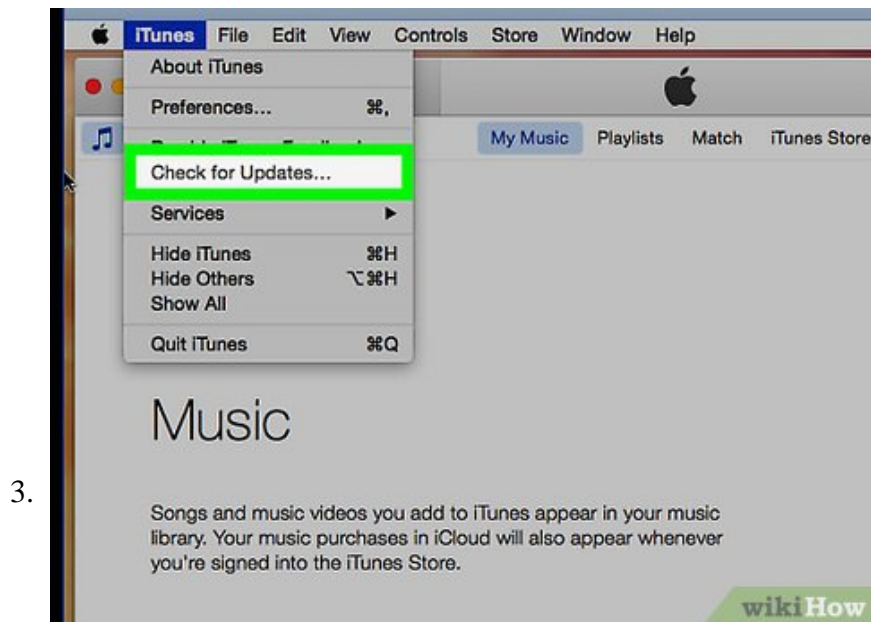


Open iTunes. It's a white app with a multicolored musical note.

1. You may be prompted to update iTunes upon opening. If you are, click **Update**.

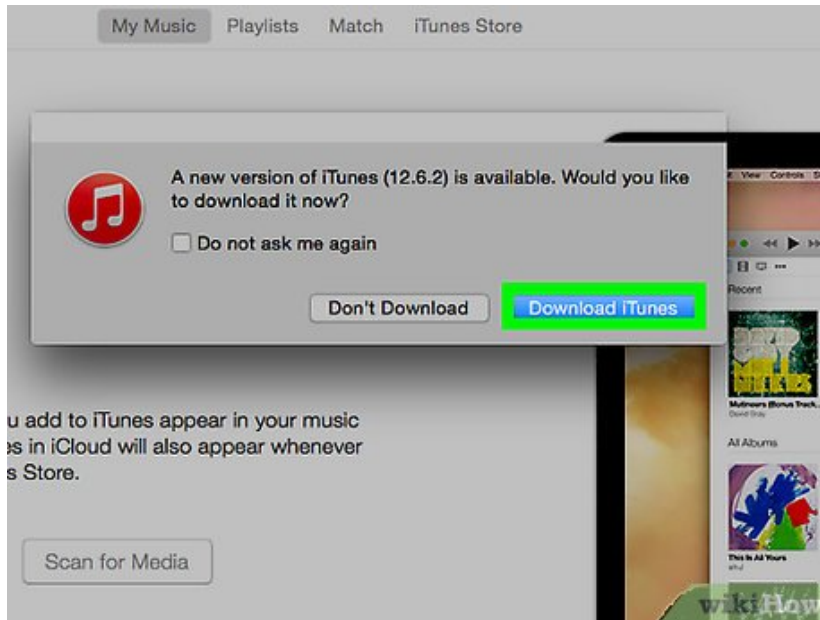


Click **iTunes** in the menu bar at the top of the screen.



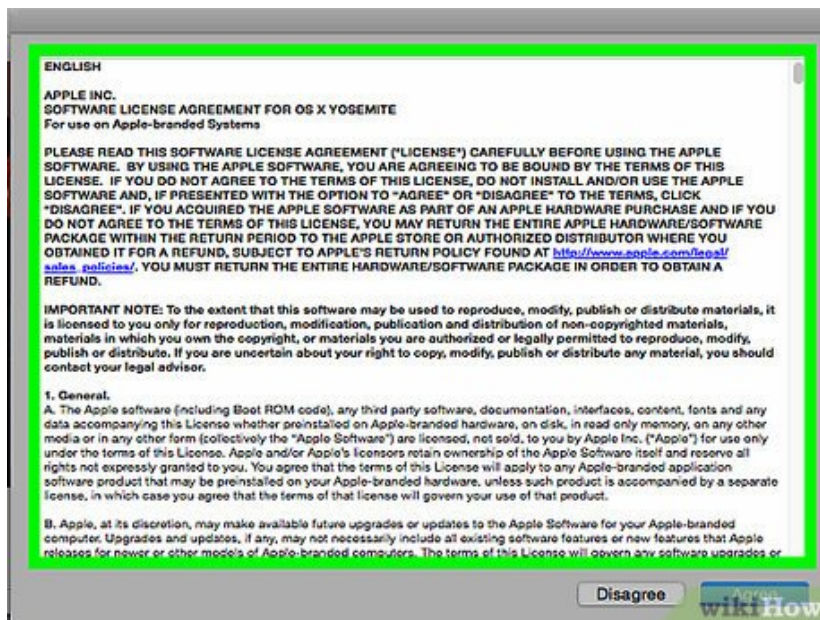
Click **Check for Updates**. If an update is available, you'll be prompted to download and install it.

1. If no updates are available, you won't see this option.



4. You add to iTunes appear in your music
files in iCloud will also appear whenever
you sync with the iTunes Store.

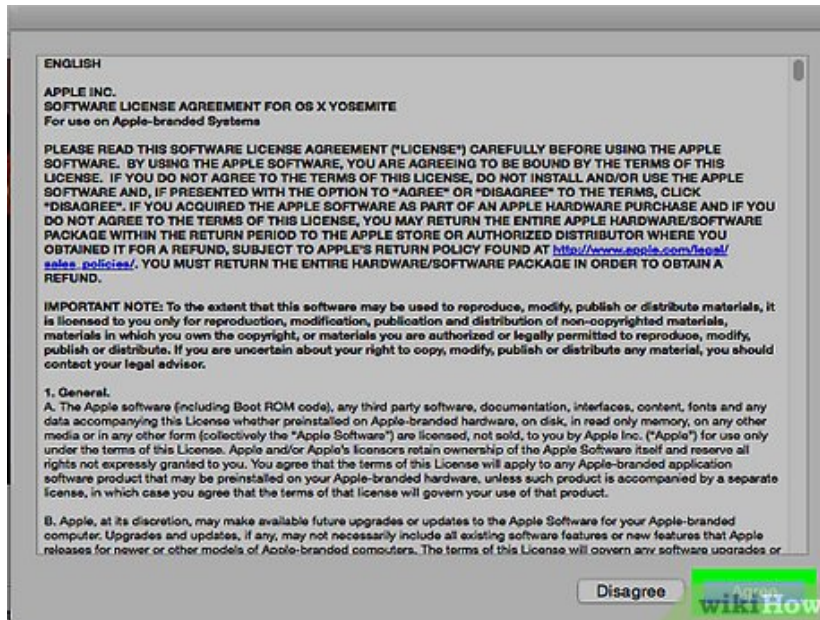
Click **Install**.



5.

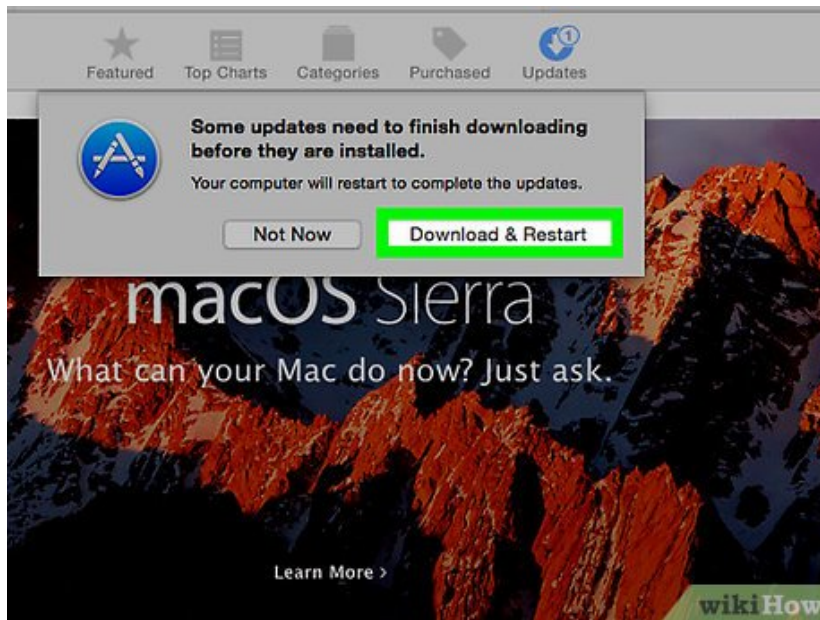
Review Apple's Terms and Conditions.

6.



Click .

7.

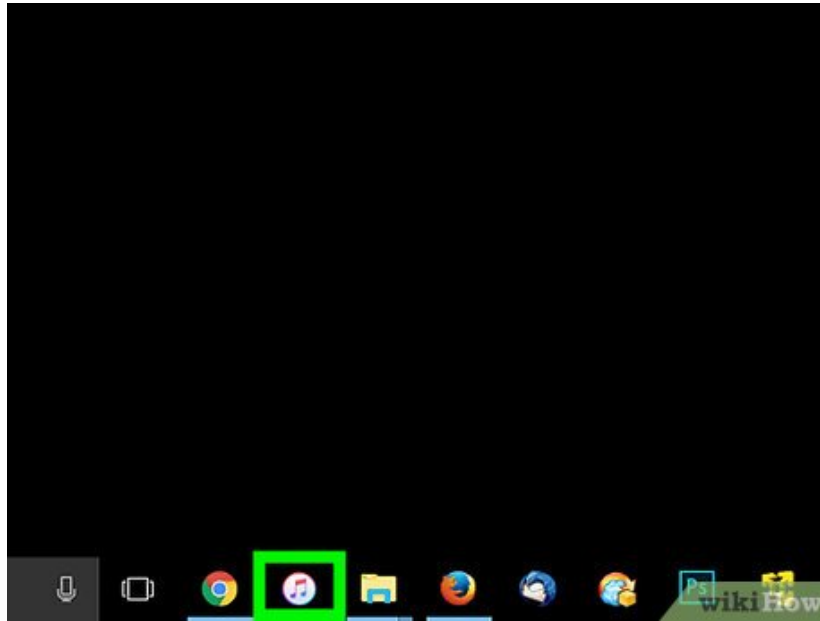


Follow the on-screen prompts to complete the installation process.

Method 2 of 2:

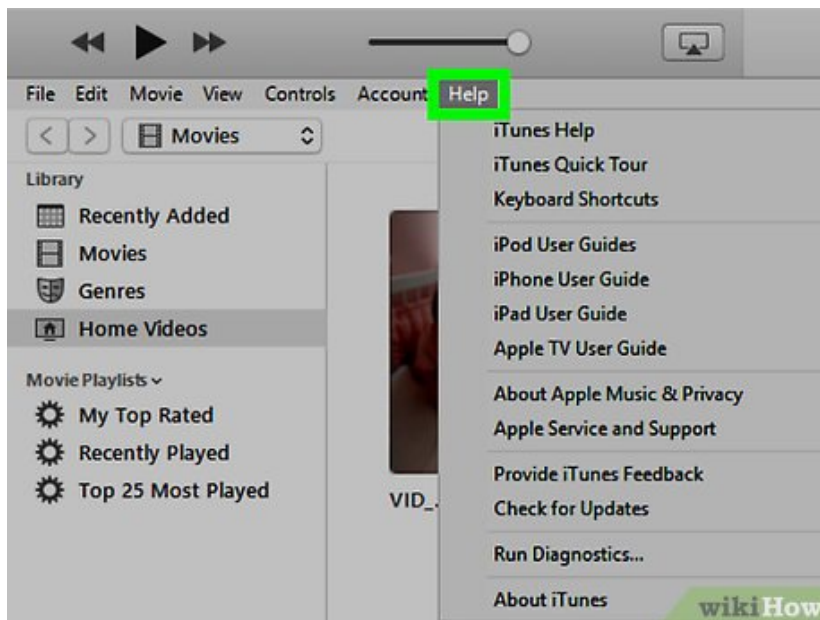
On Windows

1.

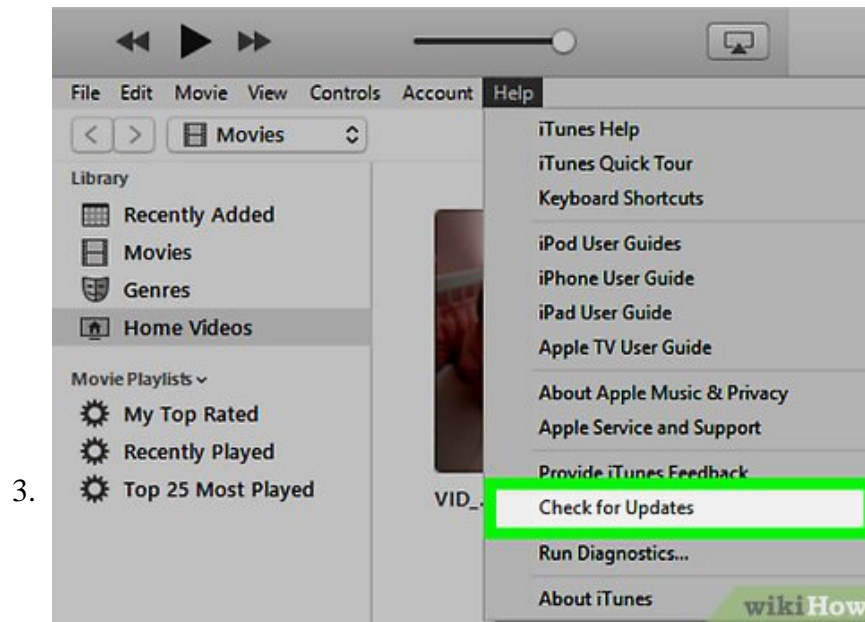


Open iTunes. It's a white app with a multicolored musical note.

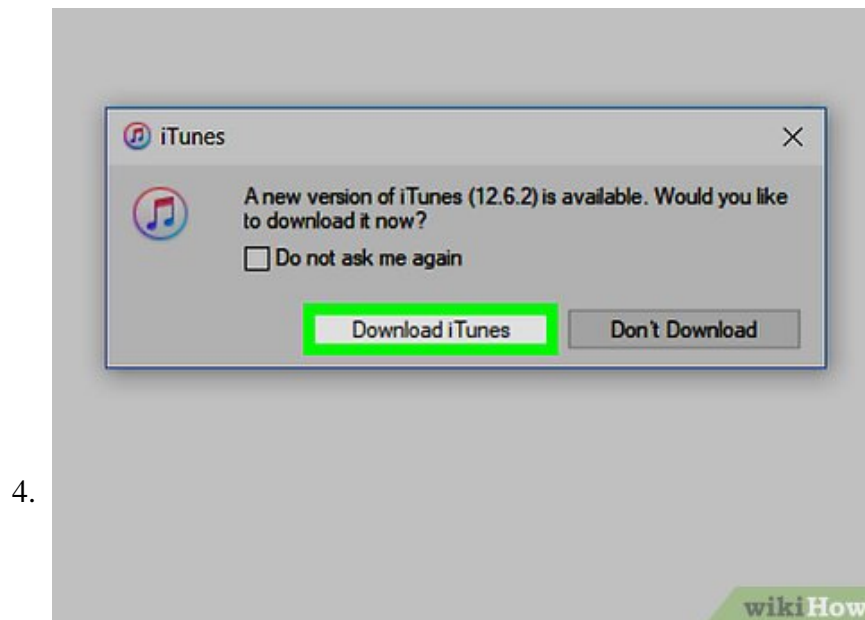
2.



Click **Help** in the menu bar at the top of the screen.



Click **Check for Updates**. If an update is available, you'll be prompted to download and install it.



Click **Install**.

5.

ENGLISH

APPLE INC.
SOFTWARE LICENSE AGREEMENT FOR OS X YOSEMITE
For use on Apple-branded Systems


PLEASE READ THIS SOFTWARE LICENSE AGREEMENT ("LICENSE") CAREFULLY BEFORE USING THE APPLE SOFTWARE. BY USING THE APPLE SOFTWARE, YOU ARE AGREEING TO BE BOUND BY THE TERMS OF THIS LICENSE. IF YOU DO NOT AGREE TO THE TERMS OF THIS LICENSE, DO NOT INSTALL AND/OR USE THE APPLE SOFTWARE AND, IF PRESENTED WITH THE OPTION TO "AGREE" OR "DISAGREE" TO THE TERMS, CLICK "DISAGREE". IF YOU ACQUIRED THE APPLE SOFTWARE AS PART OF AN APPLE HARDWARE PURCHASE AND IF YOU DO NOT AGREE TO THE TERMS OF THIS LICENSE, YOU MAY RETURN THE ENTIRE APPLE HARDWARE/SOFTWARE PACKAGE WITHIN THE RETURN PERIOD TO THE APPLE STORE OR AUTHORIZED DISTRIBUTOR WHERE YOU OBTAINED IT FOR A REFUND, SUBJECT TO APPLE'S RETURN POLICY FOUND AT http://www.apple.com/legal/sales_policies/. YOU MUST RETURN THE ENTIRE HARDWARE/SOFTWARE PACKAGE IN ORDER TO OBTAIN A REFUND.

IMPORTANT NOTE: To the extent that this software may be used to reproduce, modify, publish or distribute materials, it is licensed to you only for reproduction, modification, publication and distribution of non-copyrighted materials, materials in which you own the copyright, or materials you are authorized or legally permitted to reproduce, modify, publish or distribute. If you are uncertain about your right to copy, modify, publish or distribute any material, you should contact your legal advisor.

1. General.

A. The Apple software (including Boot ROM code), any third party software, documentation, interfaces, content, fonts and any data accompanying this License whether preinstalled on Apple-branded hardware, on disk, in read only memory, on any other media or in any other form (collectively the "Apple Software") are licensed, not sold, to you by Apple Inc. ("Apple") for use only under the terms of this License. Apple and/or Apple's licensors retain ownership of the Apple Software itself and reserve all rights not expressly granted to you. You agree that the terms of this License will apply to any Apple-branded application software product that may be preinstalled on your Apple-branded hardware, unless such product is accompanied by a separate license, in which case you agree that the terms of that license will govern your use of that product.

B. Apple, at its discretion, may make available future upgrades or updates to the Apple Software for your Apple-branded computer. Upgrades and updates, if any, may not necessarily include all existing software features or new features that Apple releases for newer or other models of Apple-branded computers. The terms of this License will govern any software upgrades or

Disagree  wikiHow

Review Apple's Terms and Conditions.

6.

ENGLISH

APPLE INC.
SOFTWARE LICENSE AGREEMENT FOR OS X YOSEMITE
For use on Apple-branded Systems


PLEASE READ THIS SOFTWARE LICENSE AGREEMENT ("LICENSE") CAREFULLY BEFORE USING THE APPLE SOFTWARE. BY USING THE APPLE SOFTWARE, YOU ARE AGREEING TO BE BOUND BY THE TERMS OF THIS LICENSE. IF YOU DO NOT AGREE TO THE TERMS OF THIS LICENSE, DO NOT INSTALL AND/OR USE THE APPLE SOFTWARE AND, IF PRESENTED WITH THE OPTION TO "AGREE" OR "DISAGREE" TO THE TERMS, CLICK "DISAGREE". IF YOU ACQUIRED THE APPLE SOFTWARE AS PART OF AN APPLE HARDWARE PURCHASE AND IF YOU DO NOT AGREE TO THE TERMS OF THIS LICENSE, YOU MAY RETURN THE ENTIRE APPLE HARDWARE/SOFTWARE PACKAGE WITHIN THE RETURN PERIOD TO THE APPLE STORE OR AUTHORIZED DISTRIBUTOR WHERE YOU OBTAINED IT FOR A REFUND, SUBJECT TO APPLE'S RETURN POLICY FOUND AT http://www.apple.com/legal/sales_policies/. YOU MUST RETURN THE ENTIRE HARDWARE/SOFTWARE PACKAGE IN ORDER TO OBTAIN A REFUND.

IMPORTANT NOTE: To the extent that this software may be used to reproduce, modify, publish or distribute materials, it is licensed to you only for reproduction, modification, publication and distribution of non-copyrighted materials, materials in which you own the copyright, or materials you are authorized or legally permitted to reproduce, modify, publish or distribute. If you are uncertain about your right to copy, modify, publish or distribute any material, you should contact your legal advisor.

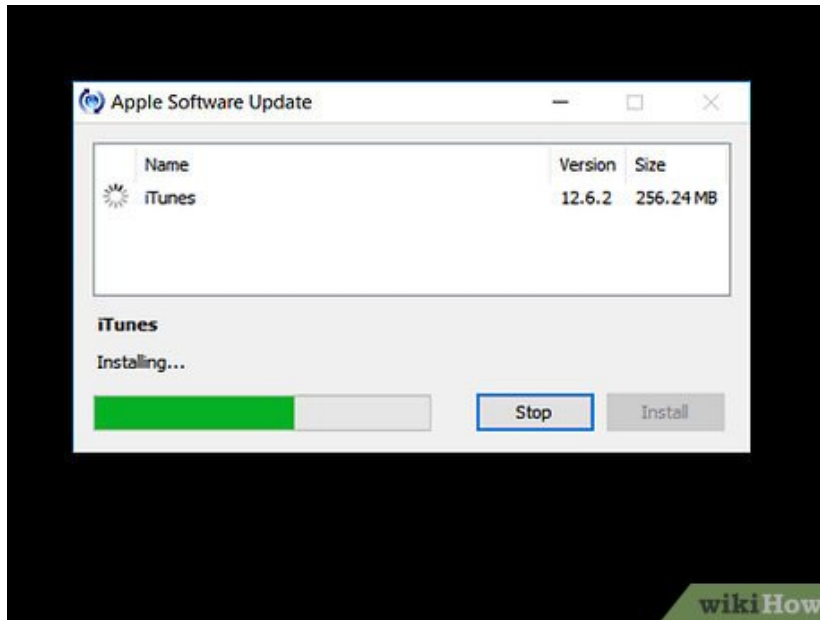
1. General.

A. The Apple software (including Boot ROM code), any third party software, documentation, interfaces, content, fonts and any data accompanying this License whether preinstalled on Apple-branded hardware, on disk, in read only memory, on any other media or in any other form (collectively the "Apple Software") are licensed, not sold, to you by Apple Inc. ("Apple") for use only under the terms of this License. Apple and/or Apple's licensors retain ownership of the Apple Software itself and reserve all rights not expressly granted to you. You agree that the terms of this License will apply to any Apple-branded application software product that may be preinstalled on your Apple-branded hardware, unless such product is accompanied by a separate license, in which case you agree that the terms of that license will govern your use of that product.

B. Apple, at its discretion, may make available future upgrades or updates to the Apple Software for your Apple-branded computer. Upgrades and updates, if any, may not necessarily include all existing software features or new features that Apple releases for newer or other models of Apple-branded computers. The terms of this License will govern any software upgrades or

Disagree  wikiHow

Click .



Follow the on-screen prompts to complete the installation process.

You finished reading the article "**How to Update iTunes**" edited by the [TipsMake](#) team. We hope this article has provided you with many useful tech tips and tricks. You can search for similar articles on tips and guides. Thank you for reading and for following us regularly.
