

How to update games on Nintendo Switch

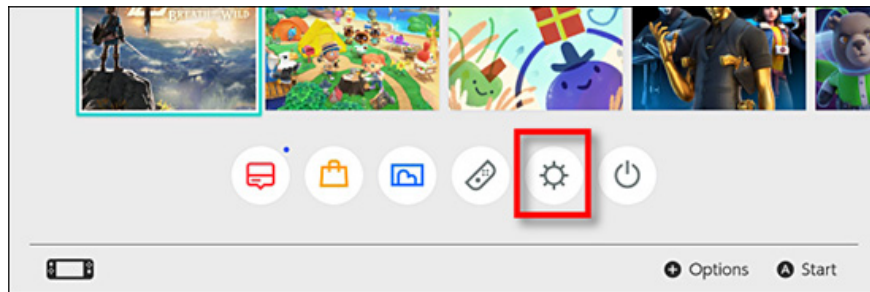
Last time, the Nintendo Switch games had updates and bug fixes. Sometimes, those updates add huge features, like new characters or levels. Here's how to ensure your game on the Switch has been updated regularly.

Last time, the Nintendo Switch games had updates and bug fixes. Sometimes, those updates add huge features, like new characters or levels. Here's how to ensure your game on the Switch has been updated regularly.

First, turn on the automatic update mode

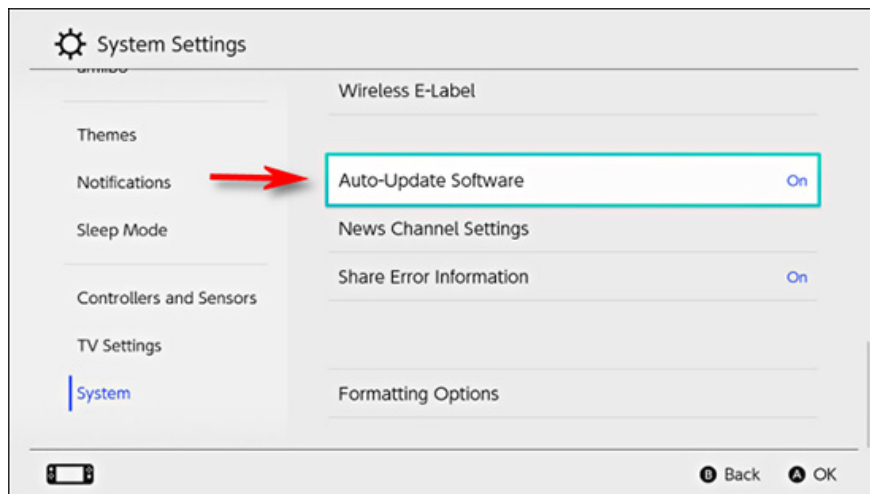
Typically, Nintendo Switch will automatically check for software updates when an Internet connection is available. If a new update is available, the system will automatically download and install it. This mode can be turned off, so if necessary you need to let it work offline.

First, go to System Settings using the cursor on the main screen of Nintendo Switch.



System Settings icon in Nintendo Switch

In the list on the left of the screen, select System. Then scroll down until you see the **Auto-Update Software option** . Click **On** .



Auto-Update Software mode

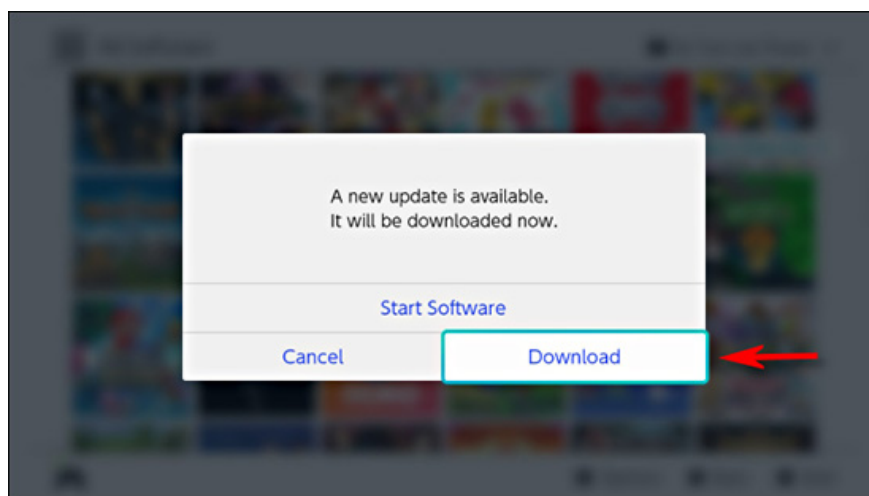
Sometimes you may want to turn off this auto update feature. For example, when you want to save bandwidth, the device capacity is low or avoid downloading redundant functions. However, most people still use this function.

If you prefer not to enable automatic updates, you can check for updates manually.

Check for updates by turning on the application

There are three methods to check for game updates on Nintendo Switch. The first way is to turn on the game application. If there is an Internet connection and the game has updates available, you will be notified on the screen.

Click **Download** and the game has been automatically updated.

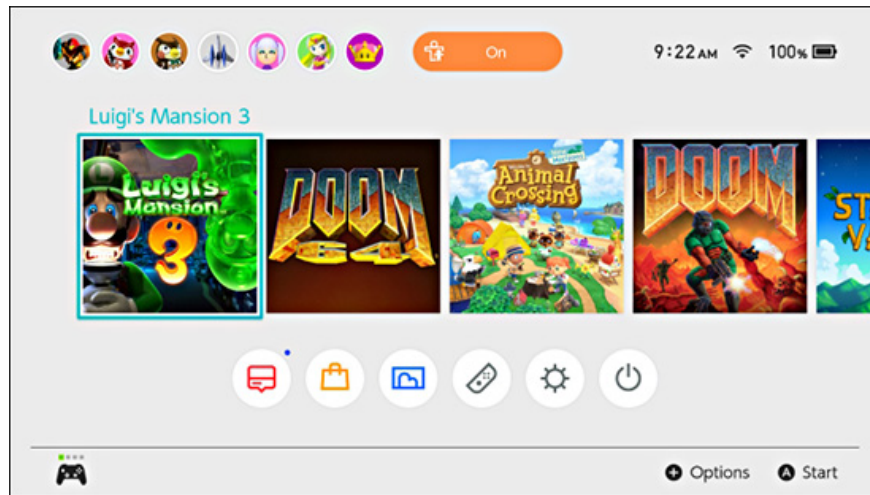


Download notifications in the app

When the update is complete, the game will start running. If you want to check other games, you can return to the main screen and repeat the steps as before. However, the second way below is much faster.

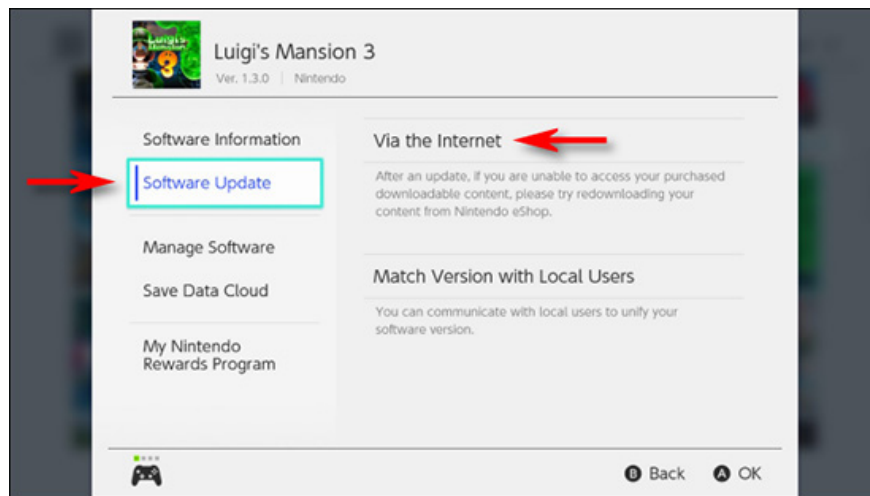
Check for updates from the menu

The second way to check for updates is through the Options menu. On the main screen, move the cursor to select the games you want to update.



List of games in Nintendo Switch

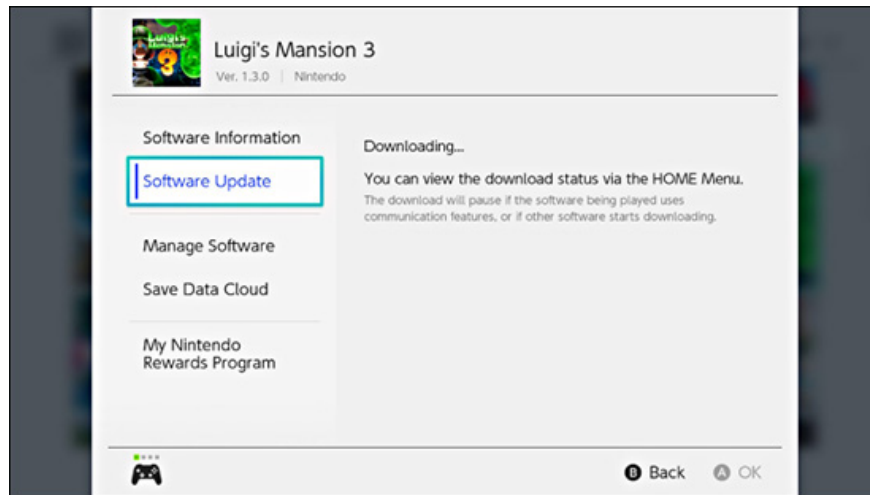
Click the + button and the Software Options screen appears. Scroll down to **Software Update** and select **Via The Internet** .



Update mode via Internet

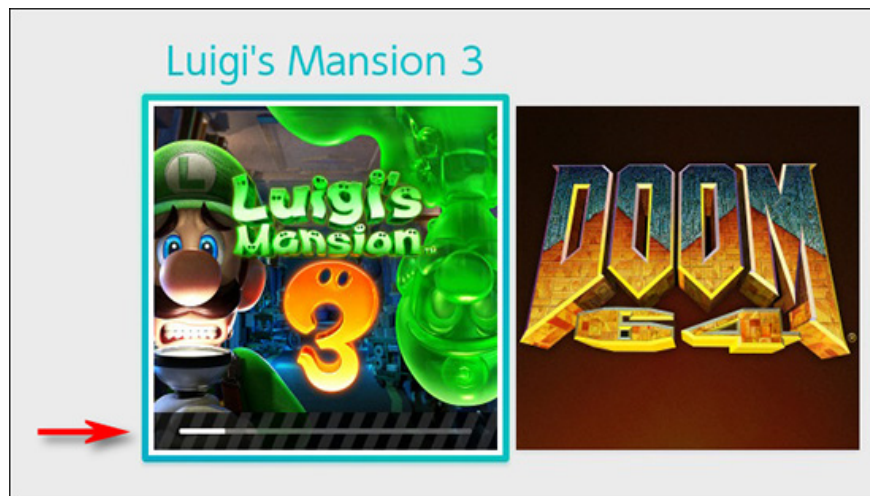
The **Checking For Updates message** will appear. If there is no update available, the screen will display 'You are using the latest version of this software' (You are using the latest version of this software).

If there is a new update, the system will download.



Software is being downloaded

Back to the main screen, where you can check the download progress by monitoring the game icon status in the bar below. When the update is complete, the game will function normally.

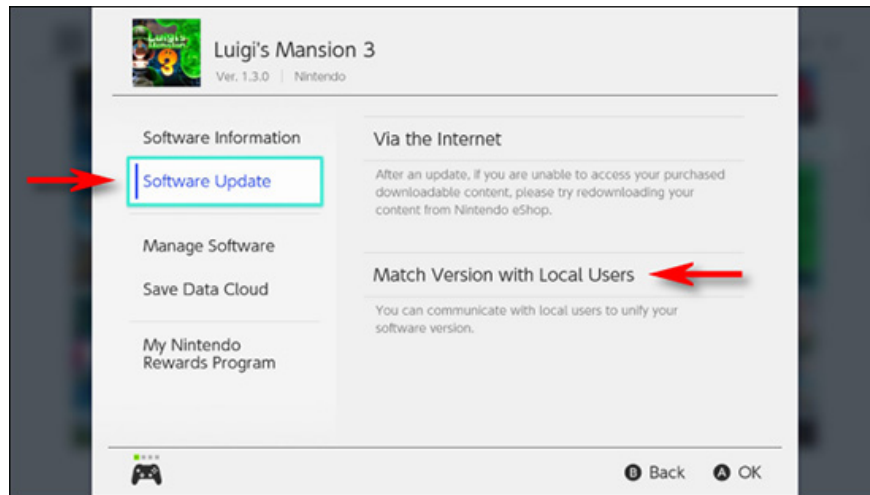


Loading status of the game

Update the game from another device (without using the Internet)

In system software version 4.0.0, Nintendo introduced a third way to update an application called Match Version With Local Users. This method allows two or more people playing the same game on the same device to share updates of that game.

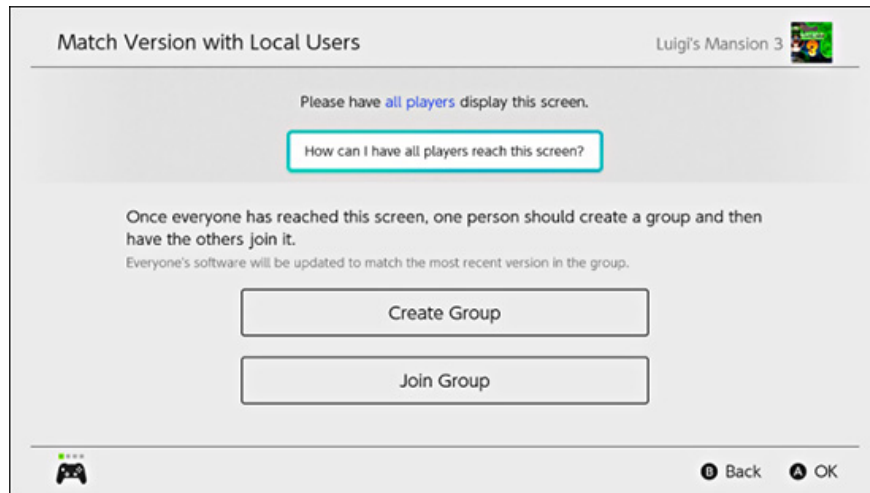
To do this, start with the screen and select the software you want to update. Press the + button and options will appear on the screen. Scroll down to **Software Update** and select **Match Version With Local Users** .



New sharing feature of Nintendo Switch

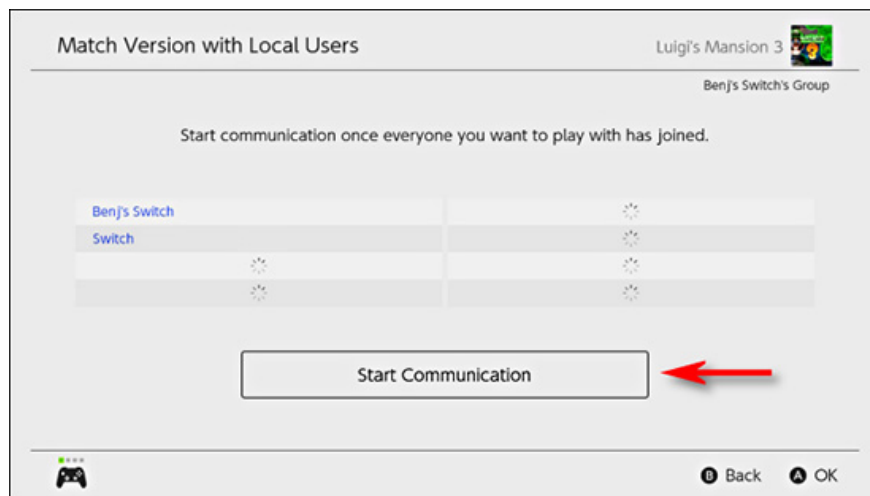
You will see a screen showing three people playing Switch. Click **Next** .

Next, someone in the group will choose **Create Group** . Then the remaining users will have to follow the above steps and select **Join Group** .



How to create groups among players

When everyone joined the group, the founders chose **Start Communication** . If someone in the group has not updated the game, then their device will automatically update the latest version available in that group.



Select Start Communication to update the latest version
Wish you happy gaming!

You finished reading the article "**How to update games on Nintendo Switch**" edited by the [TipsMake](#) team. We hope this article has provided you with many useful tech tips and tricks. You can search for similar articles on tips and guides. Thank you for reading and for following us regularly.